

Thank you for purchasing this fine quality made in America product. When properly assembled and installed, your racking will complement your wine collection for many years to come. To ensure proper assembly please ascertain that all necessary parts have been included and follow the instructions closely. If you have any questions or problems please call us at 1-845-658-7181, Monday through Friday 9am to 5 pm EST.



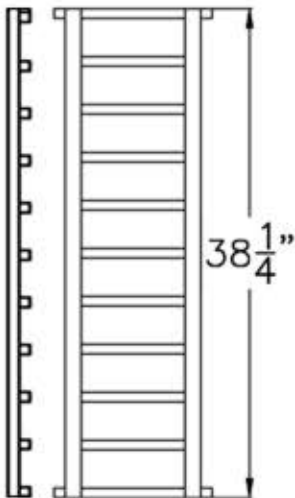
If you are planning to stain or finish your racking we recommend you do so BEFORE assembly for best results.



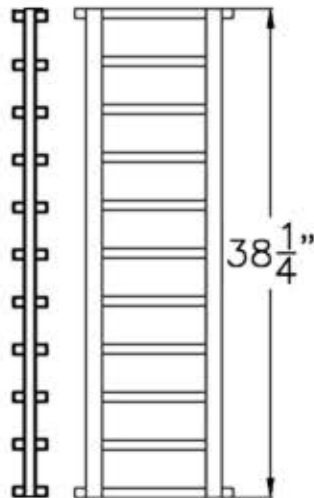
\*Note: Instructions shown for a 6 column rack. Assembly procedure remains the same for all standard racking.

## PARTS LIST

END LADDER ASSEMBLIES



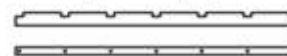
MIDDLE LADDER ASSEMBLIES



SPACER BAR ASSEMBLY  
(Various Lengths)



SPACER BAR SCREW ASSEMBLY  
(Various Lengths)



All individual bottle racks are designed to be assembled with a nail gun, using either 18 gauge 1 1/2" brad nails or similar finishing nail. Nails are not included.

If you purchased pre-drilled screw assembly, 1 1/2" Phillips head screws will be supplied in your order.

# PACKAGE CONTENTS

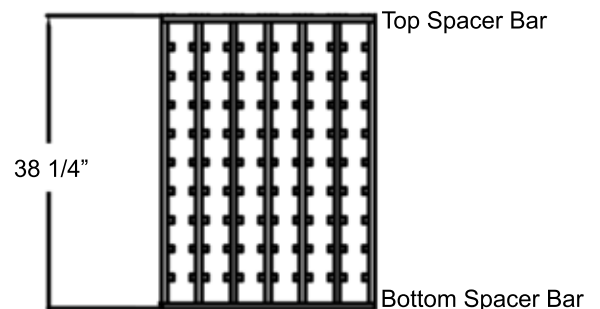
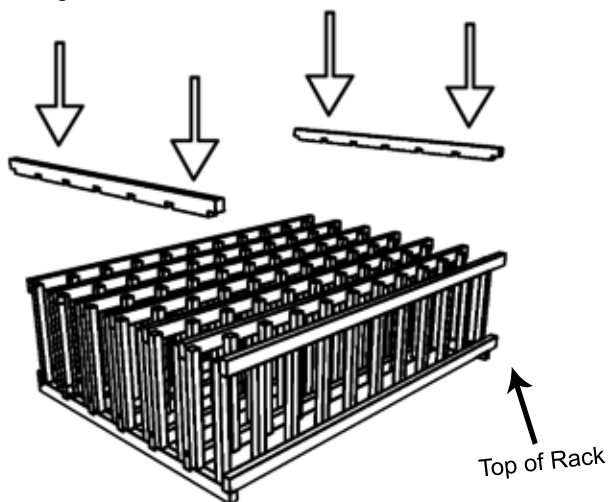
SKU	PRODUCT NAME	MIDDLE LADDERS	END LADDERS	SPACER BARS	SCREWS (if used)
8_4-000-0625-3825	1 Column 38 1/4" Modular Magnum Rack	0	2	4	8
8_4-000-1175-3825	2 Column 38 1/4" Modular Magnum Rack	1	2	4	12
8_4-000-1725-3825	3 Column 38 1/4" Modular Magnum Rack	2	2	4	16
8_4-000-2275-3825	4 Column 38 1/4" Modular Magnum Rack	3	2	4	20
8_4-000-2825-3825	5 Column 38 1/4" Modular Magnum Rack	4	2	4	24
8_4-000-3375-3825	6 Column 38 1/4" Modular Magnum Rack	5	2	4	28
8_4-000-3925-3825	7 Column 38 1/4" Modular Magnum Rack	6	2	4	32
8_4-000-4475-3825	8 Column 38 1/4" Modular Magnum Rack	7	2	4	36
8_4-000-5025-3825	9 Column 38 1/4" Modular Magnum Rack	8	2	4	40
8_4-000-6125-3825	10 Column 38 1/4" Modular Magnum Rack	9	2	4	44
8_4-000-6125-3825	11 Column 38 1/4" Modular Magnum Rack	10	2	4	48
8_4-000-6675-3825	12 Column 38 1/4" Modular Magnum Rack	11	2	4	52
8_4-000-7225-3825	13 Column 38 1/4" Modular Magnum Rack	12	2	4	56
8_4-000-7775-3825	14 Column 38 1/4" Modular Magnum Rack	13	2	4	60

\*Note: Please verify that you have the correct number of parts before proceeding.

## PLEASE FOLLOW WRITTEN INSTRUCTIONS CAREFULLY

1. Find an open, flat area in which to assemble your racking. Carefully remove all components from the box and check all parts to verify package contents.
2. Arrange the end ladders on the floor so that the bottle support pieces face one another. Attach spacer bar to top and bottom.

\*Tip: Begin with back of rack



3. Attach middle ladders if applicable.
4. Flip and repeat for reverse side.

\*Note: For more stability attach racks to wall.