
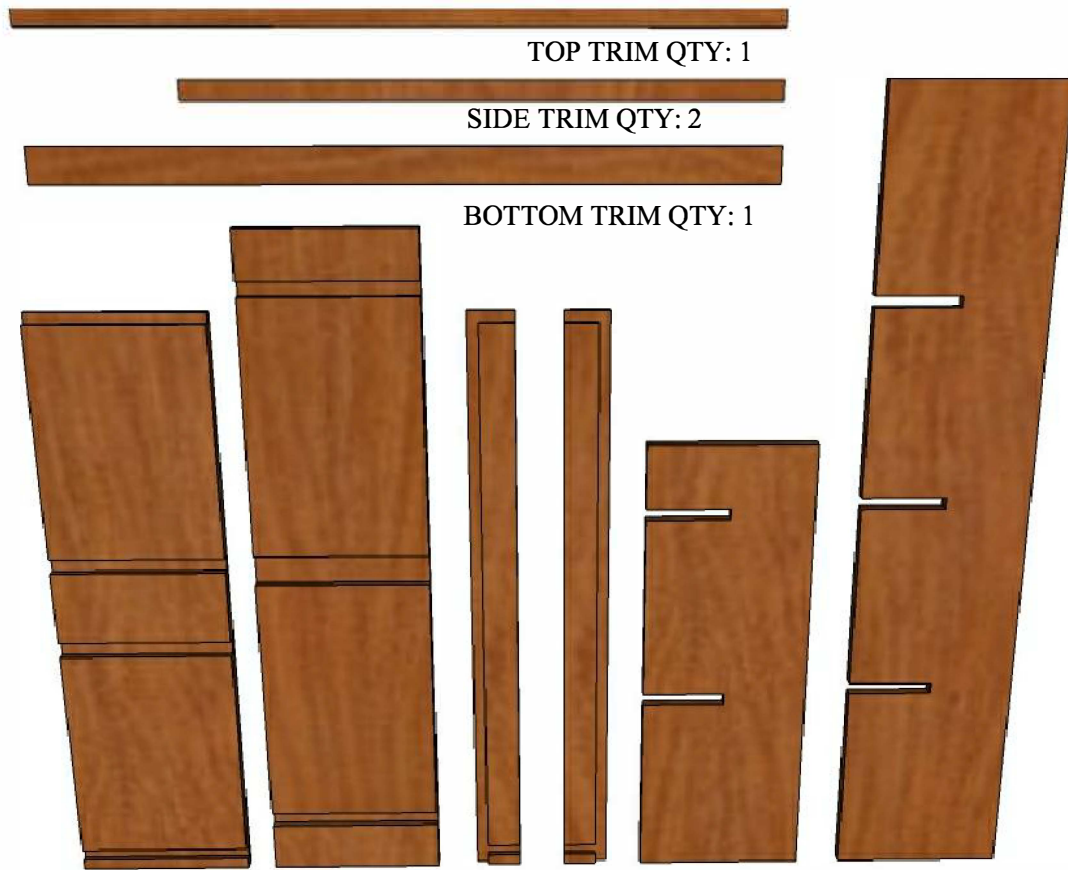


Phone 888.687.2517
 Fax 845.658.5309

10 COLUMN BASE COMPOUND DIAMOND BIN ASSEMBLY INSTRUCTIONS



PARTS LIST



SIDE QTY: 2

TOP /
 BOTTOM
 QTY: 1 ea.

REAR
 CLEATS
 QTY: 1 LEFT,
 1 RIGHT

SHORT
 SHELF
 QTY: 4

LONG
 SHELF
 QTY: 2

Phone 888.687.2517
Fax 845.658.5309


10 COLUMN BASE COMPOUND DIAMOND BIN ASSEMBLY INSTRUCTIONS (cont.)




STEP 1.
ATTACH TOP AND BOTTOM TO BOTH SIDES
WITH (6) SCREWS AS SHOWN



STEP 2.
ATTACH LEFT AND RIGHT CLEATS TO BACK
OF BIN WITH GLUE AND SCREWS AS SHOWN



STEP 3.
FLIP BIN OVER. LOCATE (1) LONG SHELF AND (2)
SHORT SHELVES. SLIDE SHELVES INTO SLOTS AS
SHOWN WITH SHELF NOTCHES FACING UPWARD.



STEP 4.
LOCATE REMAINING (1) LONG SHELF AND (2) SHORT
SHELVES. SLIDE SHELVES INTO SLOTS AS SHOWN
WITH SHELF NOTCHES FACING DOWNWARD.

STEP 5.
ATTACH FACE TRIM TO FRONT OF
BIN W/ NAILS. SET BIN UPRIGHT.

