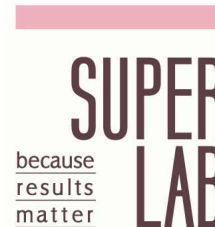




Report NO. : M61-200401250EN



TEST REPORT

SUPERLAB TESTING CENTER

CUSTOMER

SHARLIGHT ELECTRONICS CO., LTD

2F., NO.26, LANE,54, ZHONGZHENG ROAD., HSIN TIEN DIST., NEW TAIPEI CITY, TAIWAN, R.O.C

Page 1 of 2

Sample name : UVC LED Disinfection Wand

Manufacturer :

Manufacture Date : 2020. APR

Lot number : UVC LED

Sample Condition : Room Temperature

Sample delivering : By applicant

Contact Person : QA Dept.

Phone Number : +886-2- 8911-0758

Sample expiry Date : -

Country of origin : Taiwan

Test sample packaging : Loose Packaging

Number of Samples : 1 Piece

Report purpose : Function test

----- The sample information provided above was confirmed by the customer -----

Sample Received : 2020/04/27

Date of Testing : 2020/04/28

Date of Report : 2020/06/01

Item (s)	Result (s)	Unit	Method	LOQ / LOD
Bactericidal Activities <i>Escherichia coli</i>	99.02	%	Refer to Japanese Industrial Standard (JIS) Z 2801 (2012) Antibacterial products - Test for antibacterial activity and efficacy.	

----- Null below -----

Remark (s) :

- This report is used only for providing the testing results of commissioned items, not for determining the legality of the product.
- Bactericidal Activities: Please see the test appendix for detailed inspection results.
- Please note if the tests do not involve sampling, then the test report is only responsible for the test sample provided by the customer. And the report is invalid if not presented in full and for reference only; it shall not be used for advertising, sales promotions, or notarial purposes. Also, when the target is below the limit of detection (LOD) or the limit of quantification (LOQ), the test results will be expressed as "Negative" or "ND" (Not detected).

Z000-00



連結至台美安全家



Yueh-ting Tsai

Yueh-ting Tsai, Ph. D.

Approval Signatory



Report NO. : M61-200401250EN



TEST REPORT SUPERLAB TESTING CENTER

CUSTOMER

SHARLIGHT ELECTRONICS CO., LTD

2F., NO.26, LANE,54, ZHONGZHENG ROAD., HSIN TIEN DIST., NEW TAIPEI CITY, TAIWAN, R.O.C

Page 2 of 2



Sample name : UVC LED Disinfection Wand

Sample Condition : Room Temperature

Sample Received : 2020/04/27

Date of Testing : 2020/04/28

Date of Report : 2020/06/01



Z000-00



連結至台美安全家



Yueh-ting Tsai

Yueh-ting Tsai, Ph. D.

Approval Signatory



Appendix

1. Specimen information:
 - 1.1 Client Specimen I.D: “UVC LED Disinfection Wand”
 - 1.2 Specimen I.D: M61-200401250
2. Test method:
 - 2.1 Test strains: *Escherichia coli*, ATCC 8739.
 - 2.2 Test condition: $25 \pm 2^{\circ}\text{C}$ for 10 seconds.
 - 2.3 Culture condition: $35 \pm 2^{\circ}\text{C}$ for 48 ± 2 hours.
 - 2.4 Reference: refer to JIS Z2801:2012.
 - 2.5 Grouping:
 - 2.5.1 Test group: UVC LED Disinfection Wand.
 - 2.5.2 Control group: bacteria suspension.
 - 2.6 Prepare the suspension of test bacteria, and the concentration is around 10^5 CFU/mL.
 - 2.7 Put the 2 mL bacterial suspension below test material and operate for 10 seconds. (The distance between the two is 2 cm.)
 - 2.8 The test group and control group were conducted for 10-fold serial dilution with sterile saline.
 - 2.9 After serial dilution, each group was inoculated on appropriate medium. The medium was cultured under the test condition. The growth was observed and colony counts were recorded.
 - 2.10 Calculation:

$$\text{Reduction rate (\%)} = \frac{(\text{Control group} - \text{Test group})}{\text{Control group}} \times 100\%$$



Appendix

3. Result:

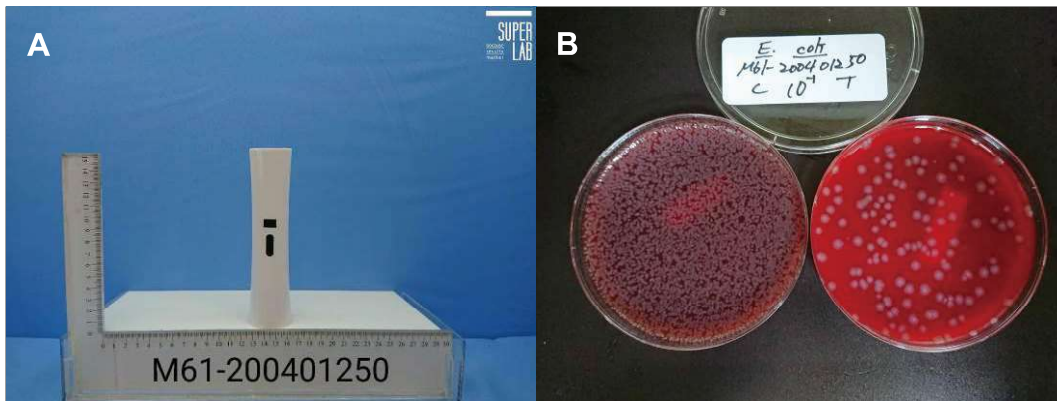


Figure 1. Result of test group (M61-200401250) against *Escherichia coli* for 10 seconds.

A. Test group (M61-200401250).

B. Result of control and test group against *Escherichia coli* for 10 seconds.

Table 1. Result of test article (M61-200401250) against *Escherichia coli* for 10 seconds.

Test strain	Inoculated concentration (CFU/mL)	The residual amount of bacteria (CFU/mL)		Rate (%)
		Control group	Test group	
<i>E. coli</i>	2.5×10^5	6.2×10^5	6.1×10^3	99.02