

APPLICATION INSTRUCTIONS FOR THE FUN O'CLOCK

Product Number: 21-2W-094

SIZE: approximately 7 feet in diameter

ESTIMATED PAINT TIME: approximately 1 – 2 people for 1 – 2 hours.

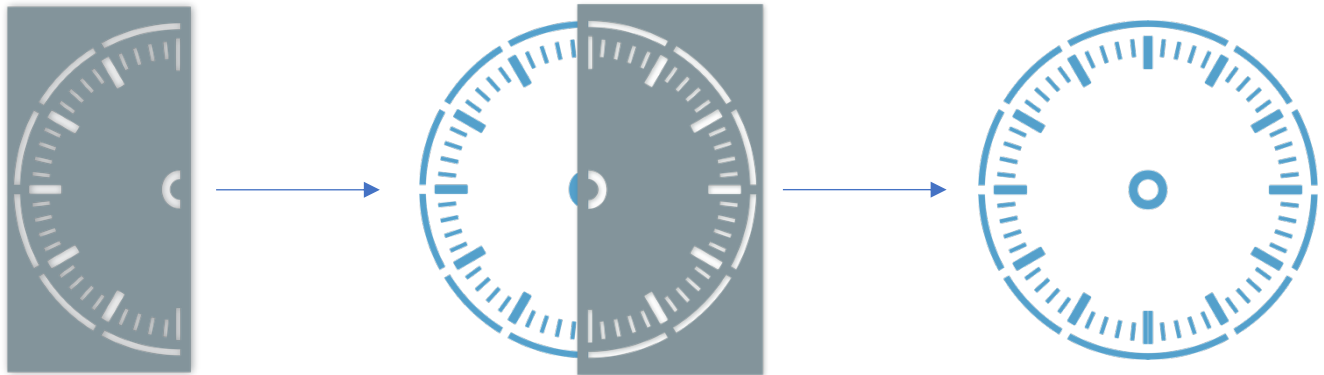
FIRST READ: Read "General Instructions" completely.

Prepare surfaces as recommended before painting.

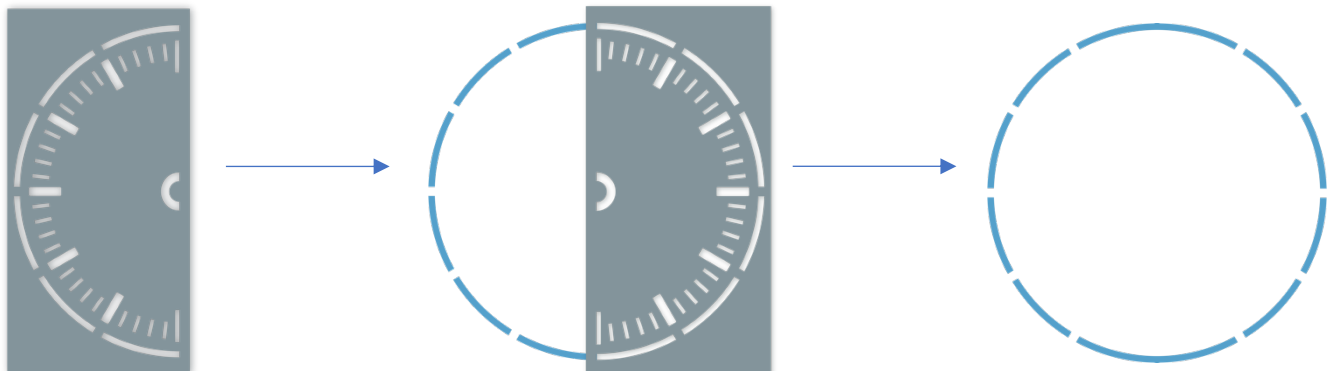
Start at 1a – For single color clockface outline only.

Start at 1b – For multicolor clockface outline and fill.


- 1a. Place the half clock face stencil in desired location. Paint and re-apply to achieve desired vividness. Once dry, flip or rotate, align 12 and 6 o'clock marks as shown below and repeat. *(Also feel free to fill the gaps in the circle.)* Skip to step 2.



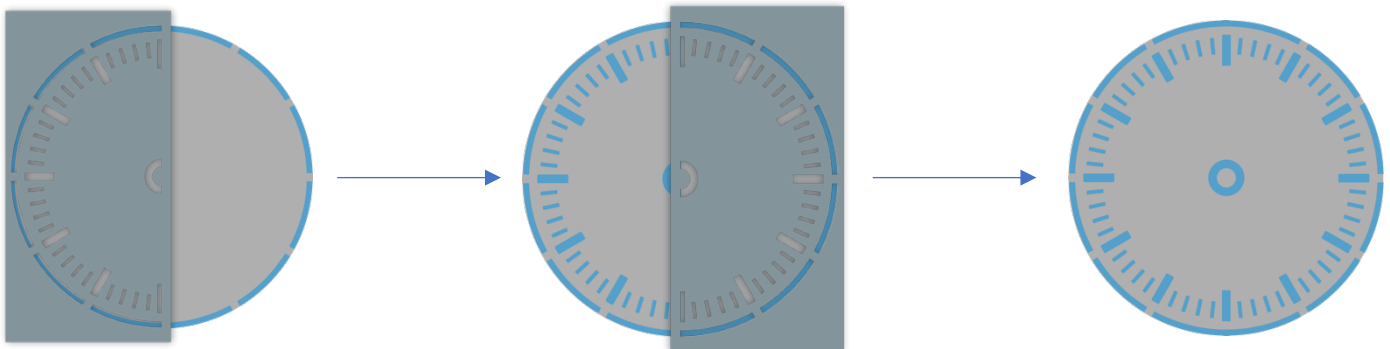
- 1b. Place the half clock face stencil in desired location. Paint and re-apply the **outer circle only** to achieve desired vividness. Once dry, flip or rotate, align 12 and 6 o'clock marks as shown below and repeat. *(Also feel free to fill the gaps in the circle.)*



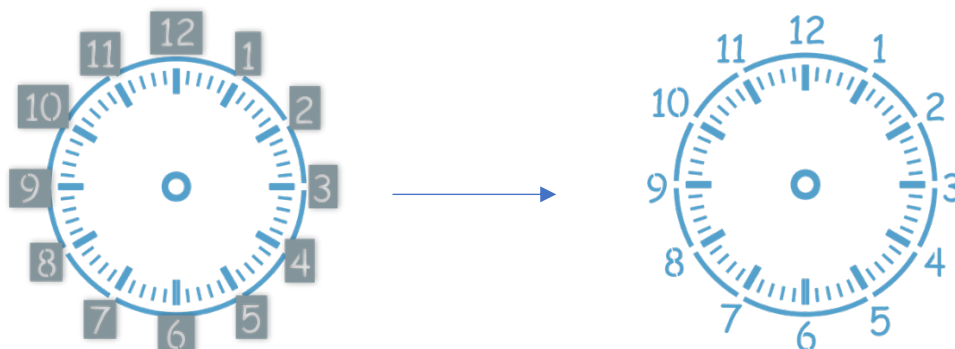
- 1c. Remove the stencils and then fill in the circle until desired vividness is achieved. Let dry completely.



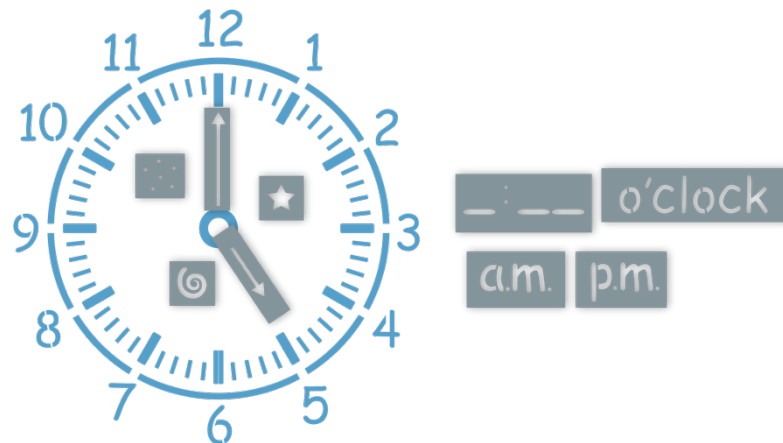
- 1d. Once dry, place stencil again aligning over painted circle to paint only the inner circle minute and hour marks as shown left. Once dry flip or rotate to paint and re-apply. Keep in mind as you follow steps 2-4 the additional numbers and graphics are perfectly okay to be painted over a fill if you decided to do so.




2. Once the clock face is complete, place number stencils as shown below left. Again, paint and re-apply to achieve desired vividness. Your Fun O' Clock should now look like this below right:



3. Clock hands, fun graphics, and extra digital clock stencils can be placed wherever of your choosing and are optional. We suggest using chalk for the clock hands to constantly change if desired. Suggested example is shown below. Paint and re-apply to achieve desired vividness.



4. Once completely dry, remove all pieces. Your Fun O'Clock should look as follows:



Any questions? We're here to help – call us at (800) 681-0684!

THIS INFORMATION IS COPYRIGHT MATERIAL. ALL RIGHTS ARE RESERVED.
© 2021 FIT AND FUN PLAYSCAPES, LLC