



ST 5062

TIC TAC TOE

APPLICATION INSTRUCTIONS

SIZE


approx. 3 feet 6 inches wide x
3 feet 6 inches long

PAINTERS & TIME

1-2 painters for less than 1 hr



INCLUDED IN THE BOX: 1 Stencil Sheet




BEFORE YOU START PAINTING: Please completely read the General Instructions & prepare your surfaces as recommended.



STEP 1:

Layout your **STENCIL** in your desired location.



STEP 2:


Paint your **STENCIL**. Repeat 1-2 more times to achieve desired vividness, drying after each application. Then remove your **STENCIL**.

Allow the paint to dry for a minimum of 24 hours before use.

CONGRATULATIONS!!!

**YOU FINISHED PAINTING TIC TAC TOE
YOU DID IT! GIVE YOURSELVES A PAT ON THE BACK!**

Your finished Tic Tac Toe should look like the image below.



Have any questions? We're here to help – call us at (800) 681-0684!

VISIT OUR WEBSITE AT **WWW.FITANDFUNPLAYSCAPES.COM**