

ST 5032
LOWERCASE
LETTER SET

APPLICATION
 INSTRUCTIONS


SIZE

Width from 1-10 inches &
 Height: 10 inches

PAINTERS & TIME

1-2 painters for 1-2 hrs

INCLUDED IN THE BOX: 1 Stencil Sheet (36 pieces)




BEFORE YOU START PAINTING: Please completely read the General Instructions & prepare your surfaces as recommended.

Paint each **STENCIL** piece how you would like. You can repeat stencil pieces to make your own pattern. Repeat 1-2 more times to achieve desired vividness, drying after each application. Then remove your **STENCIL** pieces.

Fill in the gaps so your **STENCIL** is complete.


Allow the paint to dry for a minimum of 24 hours before use.



CONGRATULATIONS!!!

**YOU FINISHED PAINTING LOWERCASE LETTER SET
YOU DID IT! GIVE YOURSELVES A PAT ON THE BACK!**

Your finished Lowercase Letter Set should look similar to the image below.



Have any questions? We're here to help – call us at (800) 681-0684!

VISIT OUR WEBSITE AT WWW.FITANDFUNPLAYSCAPES.COM

THIS INFORMATION IS COPYRIGHT MATERIAL. ALL RIGHTS ARE RESERVED. © 2022 FIT AND FUN PLAYSCAPES, LLC.