

WHITE IS SHOWN AS BLACK HERE

APPLICATION INSTRUCTIONS FOR THE MOTOR SENSORY ACTIVITY STATIONS:

Product Number: 19-1W-091

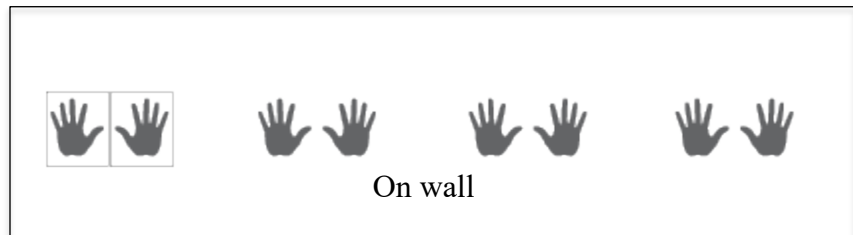
SIZE: linear/ circuit layout approximately 2-3 feet wide x 100 feet long.

ESTIMATED PAINT TIME: 2-4 people for 2-3 hours.

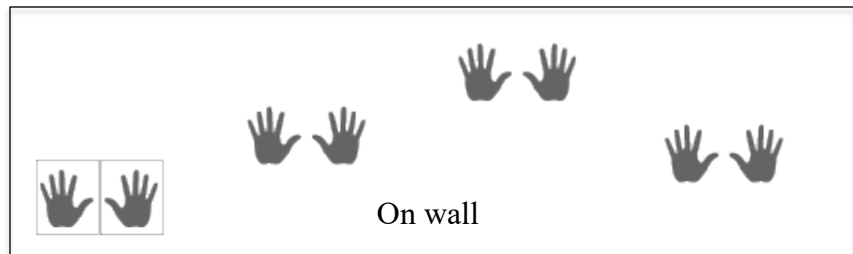
READ FIRST: Completely read "General Instructions" attached to this document. Prepare surfaces as recommended before painting.

1. Place stencils as shown below. Paint and repeat 1-2 more times to achieve desired vividness, drying after each application. Remove the STENCILS. Once paint is completely dry, align remaining stencils. Paint and repeat 1-2 more times to achieve desired vividness, drying after each application Repeat to create patterns desired.

Hand and Foot Print Cross Midline



Wall Pushup



Foot Print Crossing Midline



Foot Prints Heel to Toe



Foot Print Spin



Foot Prints Side Step



Foot Prints Ladder



Bear Crawl Set Step 1



Bear Crawl Set Step 2



bear crawl

Bear Crawl Set Step 3



bear crawl

Bear Print Step 1



Bear Print Step 2



bear crawl

Bear Print Step 3

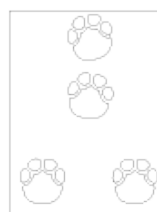


bear crawl

Elephant Walk Set Step 1



Elephant Walk Set Step 2



elephant walk

Elephant Walk Set Step 3



elephant walk

Elephant Print Set Step 1



Leap Frog Set Step 1



Frog Prints Step 1



Arrow



Elephant Print Set Step 2



Leap Frog Set Step 2



Frog Prints Step 2



Elephant Print Set Step 3



Leap Frog Set Step 3



Frog Prints Step 3



2. Allow all paint to dry for a minimum of 24 hours.