



## APPLICATION INSTRUCTIONS

### YOGA POSES: Layout 1 (Curved)

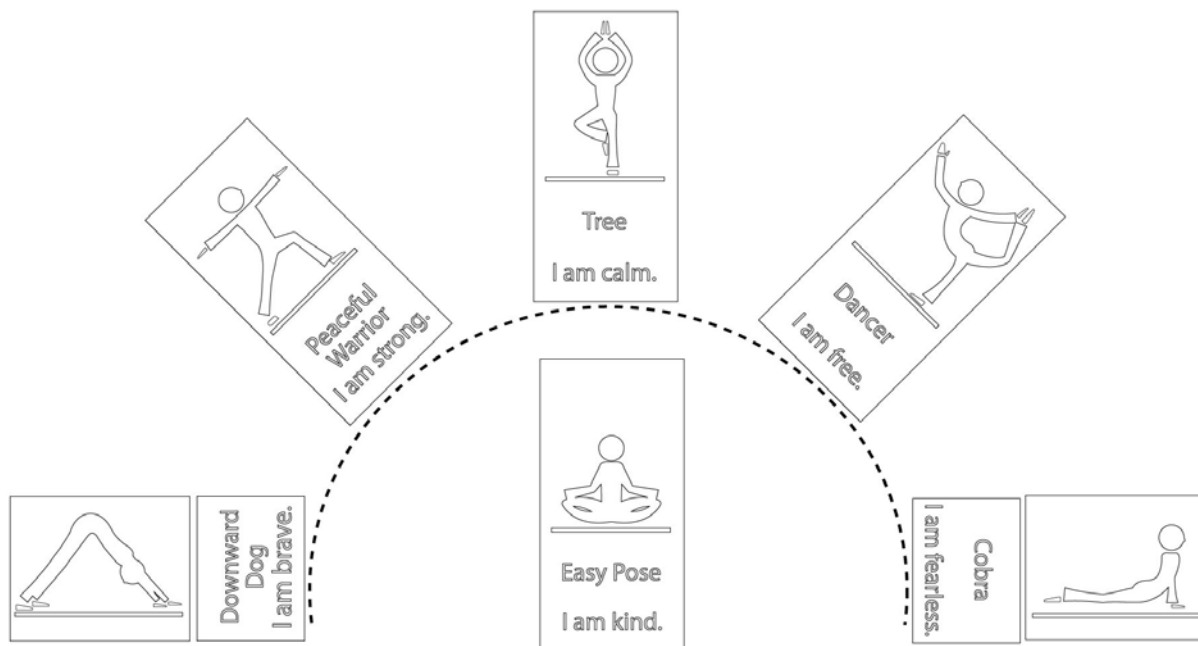
Product Number: 16-6W-049

**SIZE:** 5 feet-5 inches to 7 feet 8 inches each.

**ESTIMATED PAINT TIME:** 2-6 people for 1 – 3 hours.

**READ FIRST:** Completely read "General Instructions". Prepare surfaces as recommended before painting.

1. If desired, chalk out a line and align as shown below, which is one of many variations possible. (It should be noted that "bridges" to hold some of the cutouts may have been added to the stencils but not depicted below.)



2. Paint and repeat 1-2 more times to achieve desired vividness, drying after each application. Remove the STENCILS and paint gaps left from bridges, 1-2 more times to achieve desired vividness, drying after each application.
3. The stencil is complete as shown below. Allow all paint to dry for a minimum of 24 hours.





## APPLICATION INSTRUCTIONS

### Yoga Poses: Layout 2 (Straight Line)

Product Number: 16-6W-049

**SIZE:** 5 feet-5 inches to 7 feet - 8 inches each

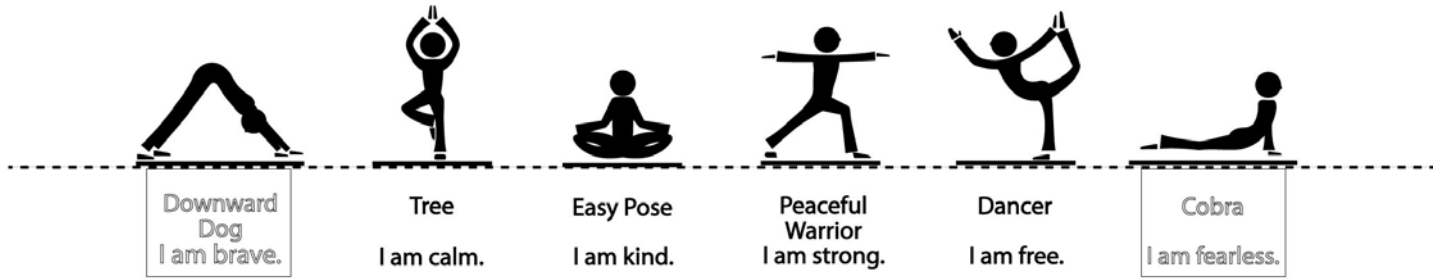
**ESTIMATED PAINT TIME:** 2-6 people for 1 – 3 hours

**READ FIRST:** Completely read “General Instructions”. Prepare surfaces as recommended before painting.


1. If desired, chalk out a straight line and align strip under each outline as shown below (do not align Downward Dog or Cobra word sheets yet). (It should be noted that “bridges” to hold some of the cutouts may have been added to the stencils but not depicted below.)



2. Paint and repeat 1-2 more times to achieve desired vividness, drying after each application. Remove the STENCILS. Once completely dry, align Downward Dog and Cobra word sheets as shown below. Remove the STENCILS and paint gaps left from bridges, 1-2 more times to achieve desired vividness, drying after each application.



3. Paint and repeat 1-2 more times to achieve desired vividness, drying after each application. Remove the STENCILS. The painted image should appear as shown below.



4. The stencil is complete as shown above. Allow all paint to dry for a minimum of 24 hours.

Any questions? We're here to help – call us at (800) 681-0684!