



APPLICATION INSTRUCTIONS FOR THE **COPY CAT**

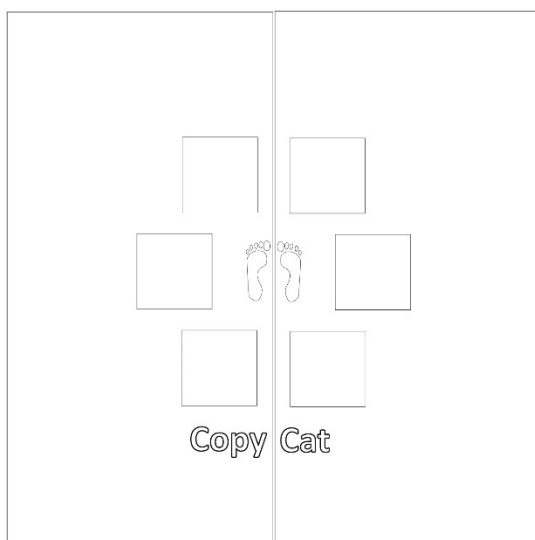
Product Number: 16-2W-057

SIZE: as shown, 4 feet 5 inches wide x 11 feet long


ESTIMATED PAINT TIME: 1-4 people for 1-2 hours.

READ FIRST: Completely read "General Instructions". Prepare surfaces as recommended before painting.

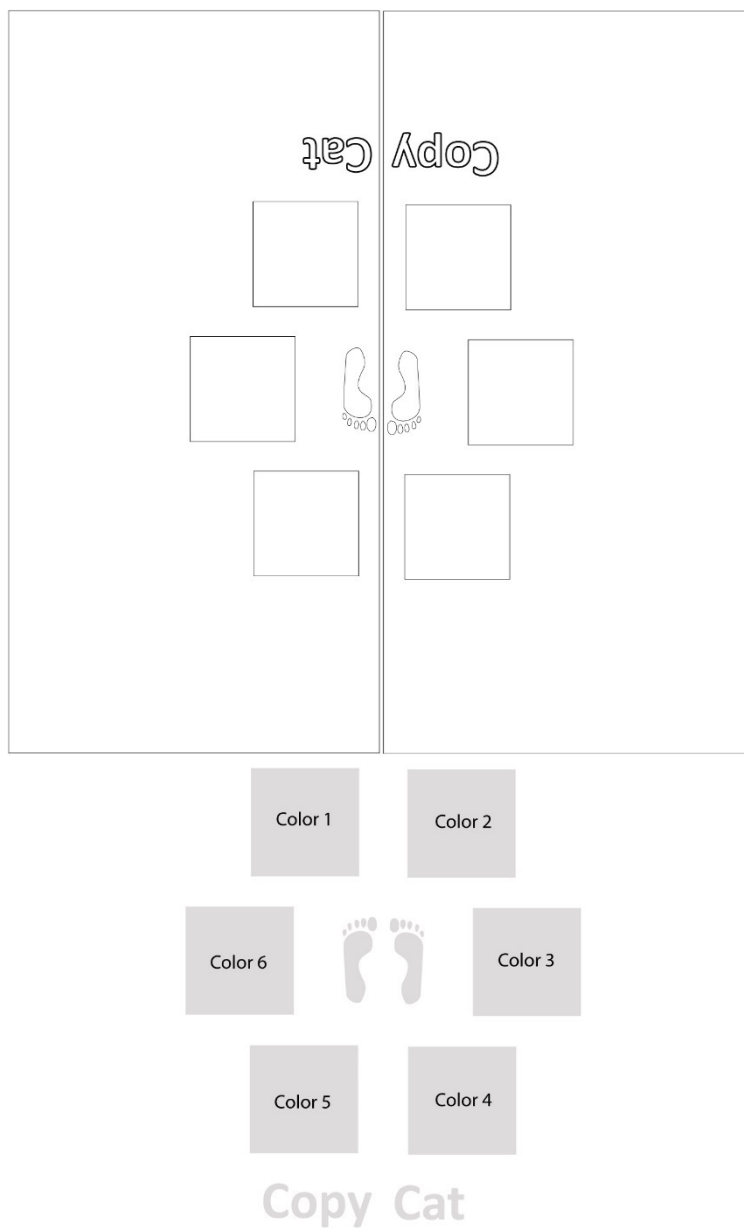
1. Place STENCILS in the desired location as shown below, leaving the same amount of space for the 2nd, opposing placement:



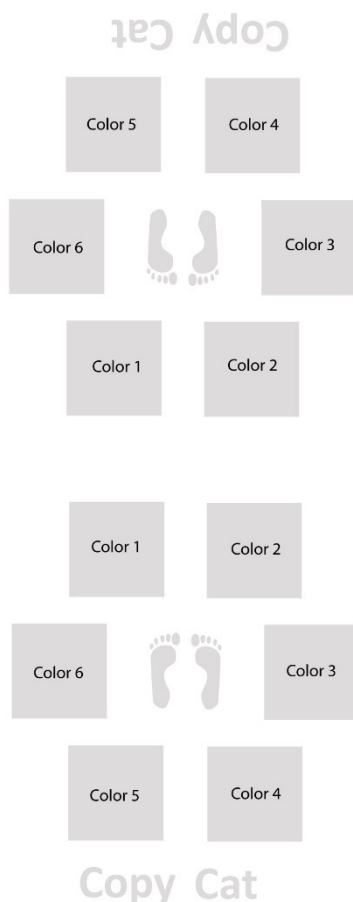
2. Paint as shown below. Repeat 1-2 more times to achieve desired vividness, drying after each application and then remove STENCILS. The painted pavement should look as below.



3. Once completely dry, place STENCILS on opposite side of painted pavement as shown below:



4. Paint as shown below, matching up opposing paint colors. Repeat 1-2 more times to achieve desired vividness, drying after each application. Let completely dry and then remove STENCILS. Painted pavement should appear as below:



5. Allow all paint to dry for a minimum of 24 hours before use.

Any questions? We're here to help – call us at (800) 681-0684!