



## APPLICATION INSTRUCTIONS FOR THE SKYSCRAPER HOPSCOTCH

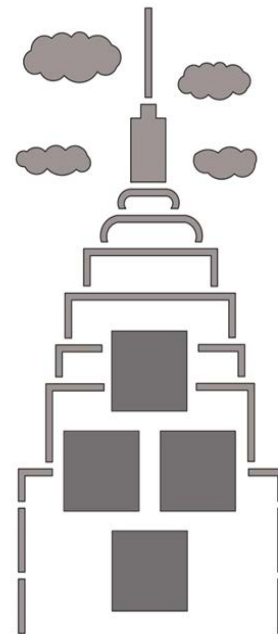

*Product Number: 12-2W-036*

**SIZE:** approximately 16 feet long x 4 feet wide.


**ESTIMATED PAINT TIME:** Full color: approximately 1 – 2 people for 4 – 8 hours. Partial outline: 1 – 2 people for 3 – 6 hours

**FIRST READ:** Completely read “General Instructions”. Prepare surfaces as recommended before painting.

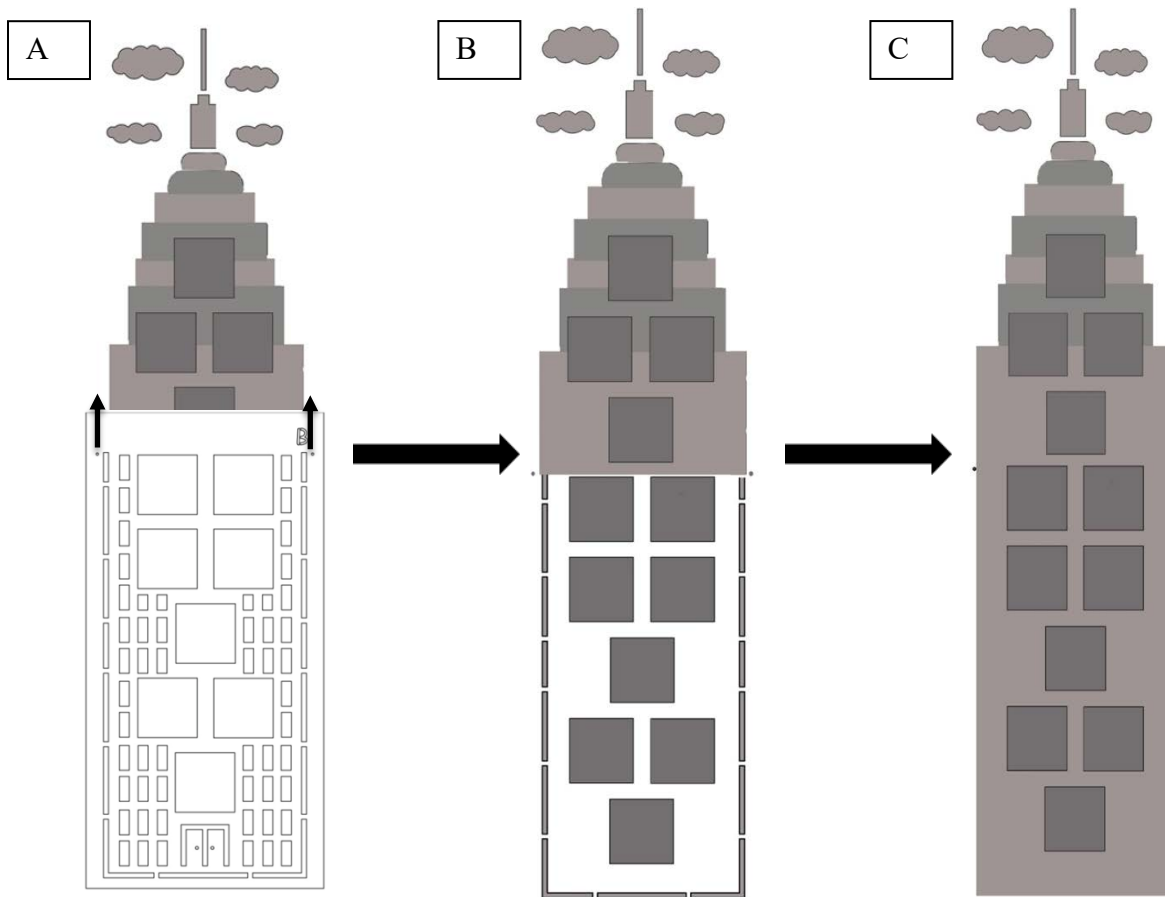
1. Place STENCIL A in desired location. Paint clouds, building outlines and squares for numbered spaces. Repeat 1-2 more times to achieve desired vividness, drying after each application, Using chalk, mark the alignment holes on each side of the bottom of STENCIL A. Remove STENCIL A. It should look like the illustration to below, right.



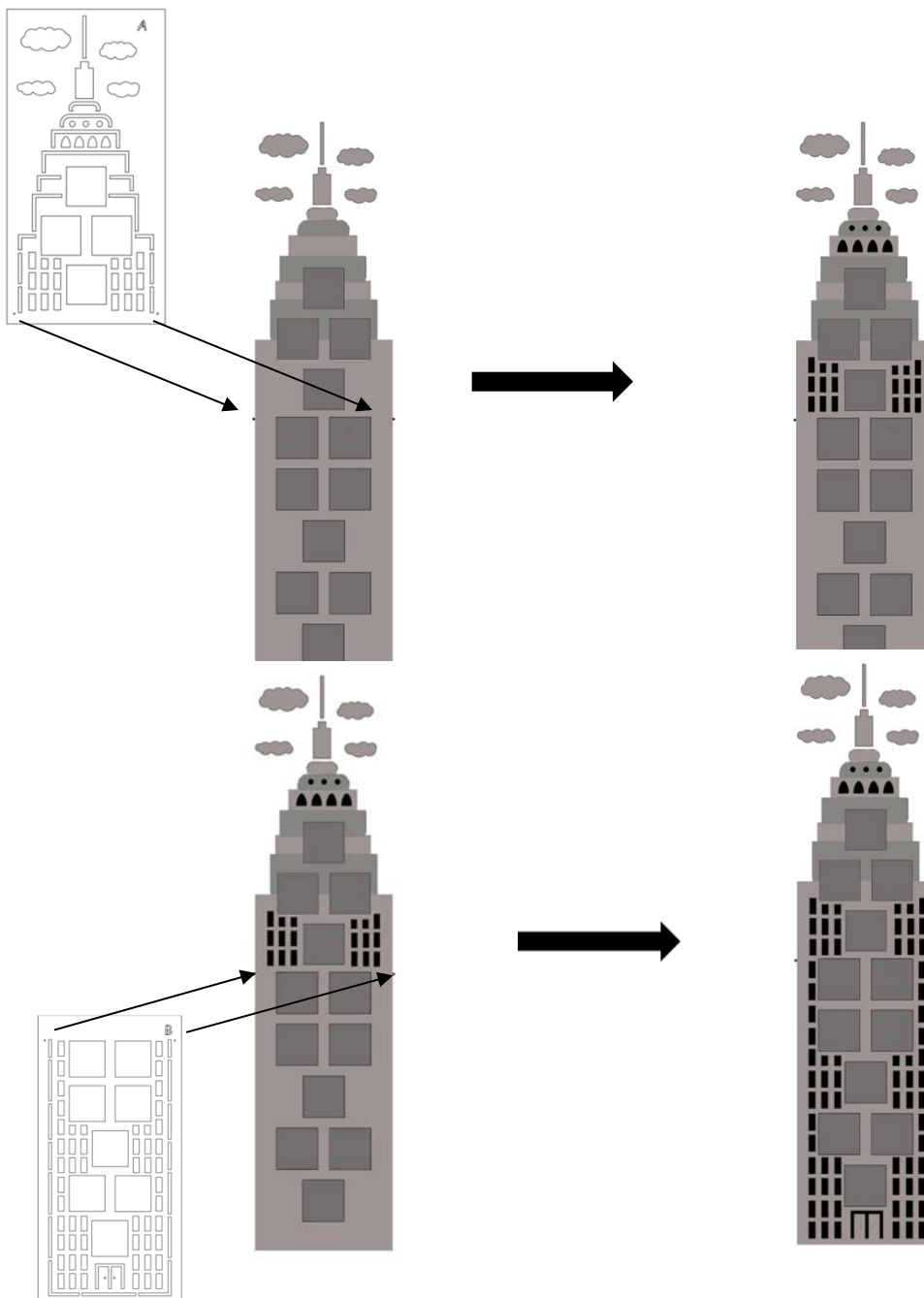
2. Infill building areas with paint if desired. Repeat 1-2 more times to achieve desired vividness, drying after each application. It should look like illustration below.



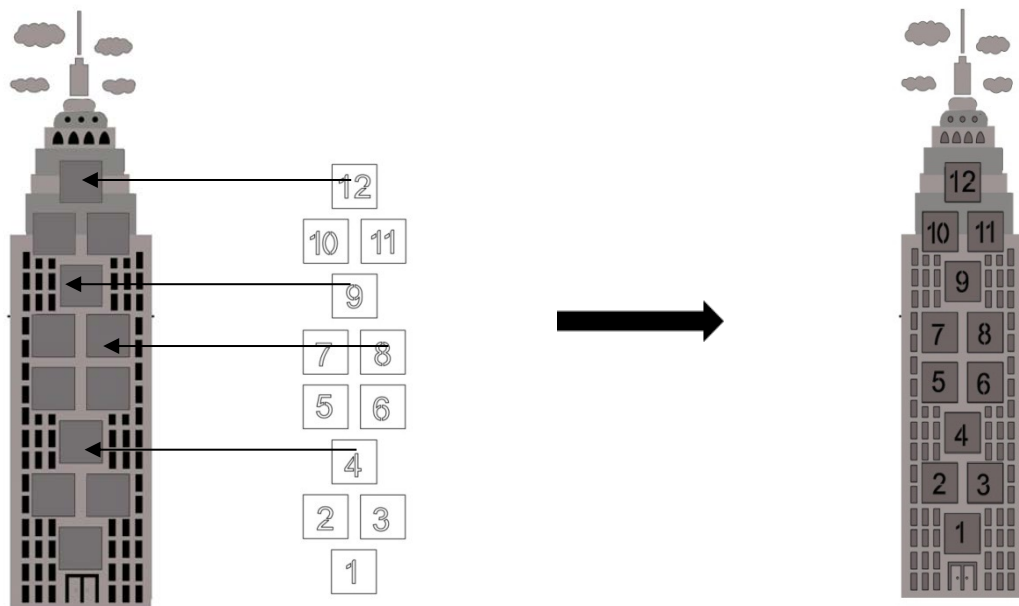
3. Place STENCIL B below painted pavement and match alignment holes as shown below, left (a). Paint outlines and squares and after drying, remove STENCIL B (b). Infill building areas with paint (c) if desired. Repeat 1-2 more times to achieve desired vividness, drying after each application.



4. After painted pavement is completely dry, return STENCIL A and STENCIL B one at a time over painted pavement, using alignment holes and squares to ensure proper alignment. Paint the rectangular windows on each stencil, let dry and remove. Repeat for STENCIL B.



5. After completely drying, place and align the numbered cutouts within spaces starting with "1" at bottom. Paint as desired with thin brush. Let dry. Repeat 1-2 more times to achieve desired vividness, drying after each application. Once completely dry, remove numbered cut outs. The stencil is complete and should look as illustrated below. Allow all paint to dry for a minimum of 24 hours.



Any questions? We're here to help – call us at (800) 681-0684!



THIS INFORMATION IS COPYRIGHT MATERIAL. ALL RIGHTS ARE RESERVED.  
© 2017 FIT AND FUN PLAYSCAPES, LLC