



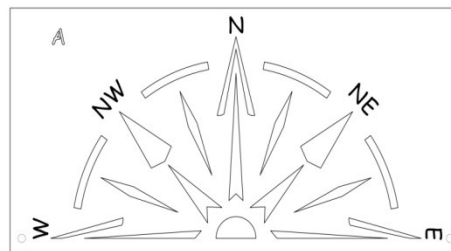
APPLICATION INSTRUCTIONS FOR THE **COMPASS ROSE**

Product Number: 11-2W-013

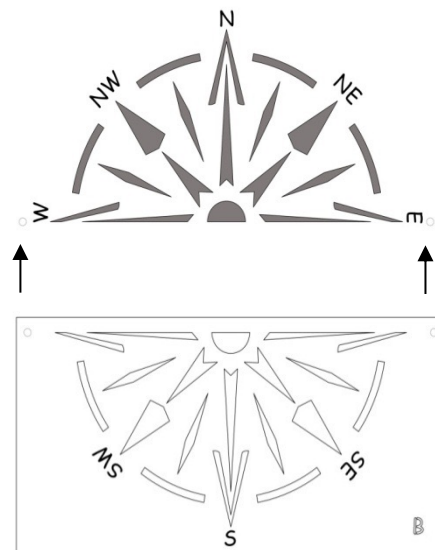
SIZE: diameter (width) approximately 7 feet 4 inches
ESTIMATED PAINT TIME: approximately 1 – 2 people
for 1 – 2 hours.

FIRST READ: Completely read "General Instructions".
Prepare surfaces as recommended before painting.

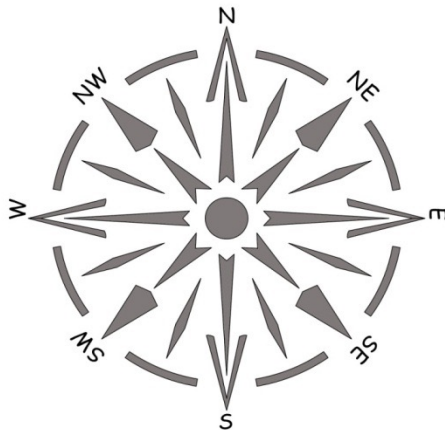
1. Place STENCIL A in the desired location.



2. Paint as desired. Repeat 1-2 more times to achieve desired vividness, drying after each application and then remove. The painted stencil should look as below. Then align STENCIL B as shown, making sure alignment holes match.



3. Paint as desired. Repeat 1-2 more times to achieve desired vividness, drying after each application. Let completely dry. Painted stencil should appear as below:



4. Allow all paint to dry for a minimum of 24 hours before use.

Any questions? We're here to help – call us at (800) 681-0684!



THIS INFORMATION IS COPYRIGHT MATERIAL. ALL RIGHTS ARE RESERVED.
© 2017 FIT AND FUN PLAYSCAPES, LLC