

Architectural Submittal Sheet



RIM
ANSI TYPE 1

Specifications



CHASSIS:	<ul style="list-style-type: none"> Corrosion resistant plated steel
RAIL:	<ul style="list-style-type: none"> Extruded aluminum Specify 630F for full stainless tactile surfaces (roll formed)
LATCH:	<ul style="list-style-type: none"> RIM (R) – Pullman with dead latching, stainless steel, 3/4" throw
BACKSET:	<ul style="list-style-type: none"> 2-3/4" Backset , compatible with 161 prep.
HAND:	<ul style="list-style-type: none"> Device is non-handed Trim is non-handed or field reversible
DOGGING:	<ul style="list-style-type: none"> Hex key dogging standard Cylinder dogging optional Dogging not available on fire listed devices
MINIMUM STILE WIDTH:	<ul style="list-style-type: none"> 4-1/4"
DOOR THICKNESS:	<ul style="list-style-type: none"> 1-3/4" standard, others vary by trim selection
DOOR WIDTH:	<ul style="list-style-type: none"> Standard for 3 ft doors, option available for doors up to 4 ft width
FINISHES:	<ul style="list-style-type: none"> 605 - Polished Brass, 606 - Satin Brass, 613 - Oil Rubbed Bronze, 622 - Flat Black, 626 - Satin Chrome, 630 - Satin Stainless Steel, 630F – Full Satin Stainless Tactile Surfaces Optional Anti Microbial Coating available on 626 and 630 finishes only
FASTENERS:	<ul style="list-style-type: none"> Includes sex nuts, machine screws and wood screws
WARRANTY:	<ul style="list-style-type: none"> Ten (10) year limited warranty
ELECTRONIC ACCESS CONTROL OPTIONS:	<ul style="list-style-type: none"> Motorized Latch Retraction Stand Alone Key Pad Trim Motorized Locking/Unlocking Trim Request to Exit/Signal Switches SS/SS2 Alarmed Exit Latch Bolt Monitoring (rim only) MLR Retrofit Kit - 81550K-MDT
CERTIFICATIONS, LISTINGS, COMPLIANCES:	<ul style="list-style-type: none"> UL 305 listed for "Panic", UL listed for "Fire Exit Hardware" up to 3 hours Certified to ANSI/BHMA A156.3 Grade 1 Approved for Florida HVHZ (High Velocity Hurricane Zone). PDQ Product Approval: FL 21376. Design load rating: ± 70.0 PSF for single door (3' x 7'), ± 65.0 PSF for pairs of doors door (6' x 7') with 9200 Series Mullion Complies with ADA (Americans with Disabilities Act) and ICC/ANSA 117.1 for Accessible and Usable Buildings Meets requirements of the Buy America Act

6200R SERIES Grade 1 Architectural Wide Stile Rim Exit Device


Exit Devices

CODE	DESCRIPTION
6200R	Rim, UL panic listed, hex key dogging, 3'0" door
6201R	Rim, UL panic listed, cylinder dogging 3'0" door
6200RF	Rim, UL fire listed, no dogging 3'0" door
6200RA	Rim, UL panic listed, hex key dogging, 4'0" door
6201RA	Rim, UL panic listed, cylinder dogging 4'0" door
6200RFA	Rim, UL fire listed, no dogging 4'0" door

Finishes

						
605 (US3) Bright Brass	606 (US4) Satin Brass	613 (US10B) Oil Rubbed Bronze	622 (US19) Flat Black	626 (US26D) Satin Chromium	630 (US32D) Satin Stainless Steel	630F (US32D) Satin Stainless Steel Full Wrap

Options

CODE	DESCRIPTION
AL	Alarm Option
LM	Latch Bolt Monitoring (6200 Device with option cannot be cut down)
MLR	Motorized Latch Retraction
SS	Signal Switch - Request to Exit or Monitoring
SS-2	Dual Signal Switch - Request to Exit and Monitoring
FEC	Flush End Cap
AM	Antimicrobial coating applied to Touchbar and Chassis Cover
HVHZ	Florida HVHZ 

6200R SERIES Architectural Wide Stile Rim Exit Device Trim

Escutcheon Trim



Levers



Finishes




Sectional Trim




Levers



Finishes

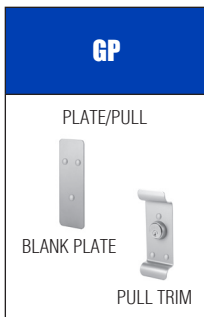


Finishes



Trim Options

CODE	DESCRIPTION
AM	Antimicrobial coating applied to tactile surfaces



Finishes

