



Patentcloud

Design Search

**USER
GUIDE**





Design Search incorporates AI-powered image recognition technology so you can search for design patents in their own language, increasing accuracy and speed.

Find similar designs in seconds with a simple drag and drop—you do not need to be a legal professional or even be familiar with legal terminology to use *Design Search*!

Lower your risk of infringing upon someone else's design in a few simple steps.



Image upload

Pick an image, drawing, product photo, or even prototype rendering, and drop it into *Design Search*. You can easily upload an image too, the choice is yours.


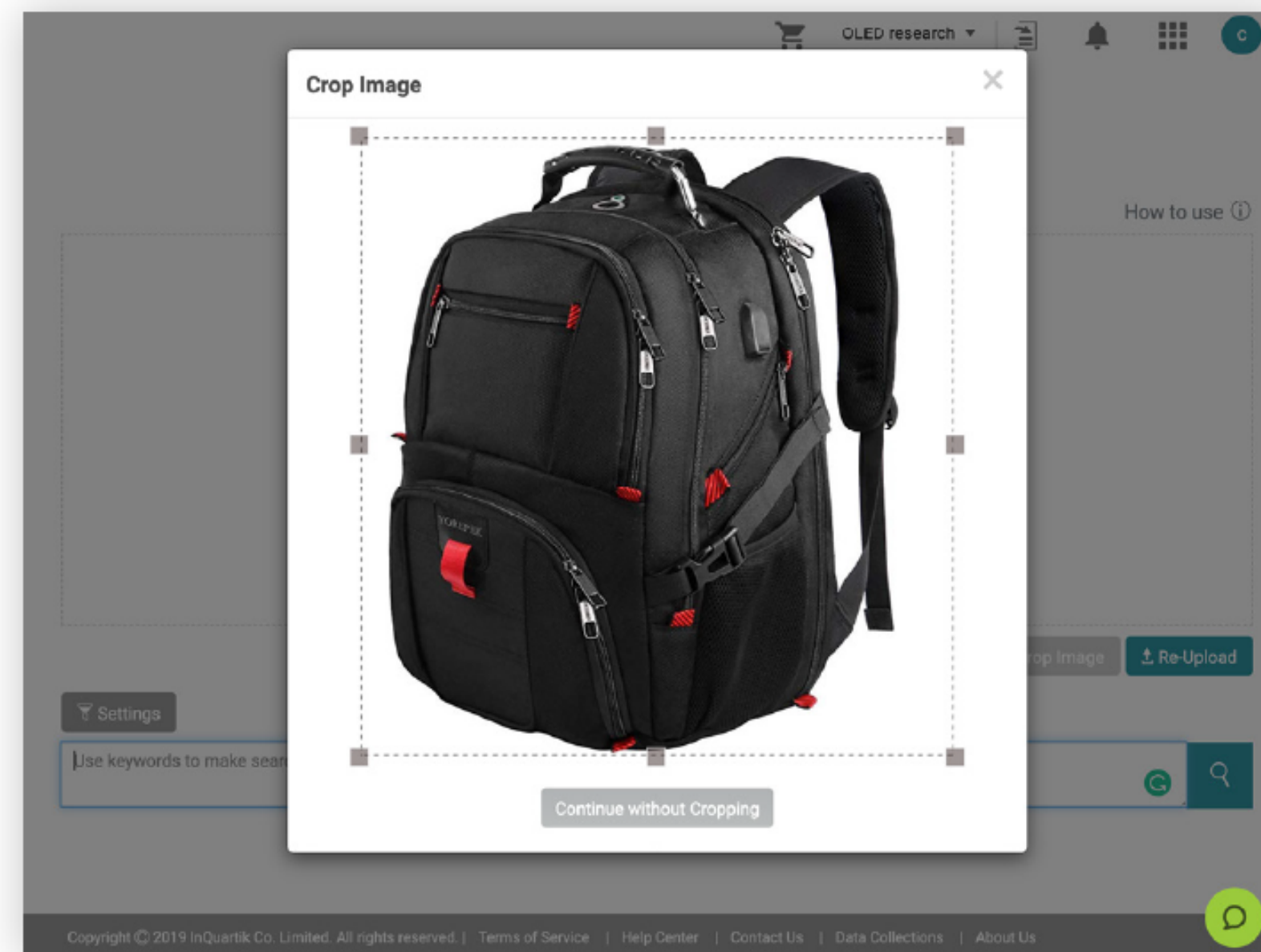


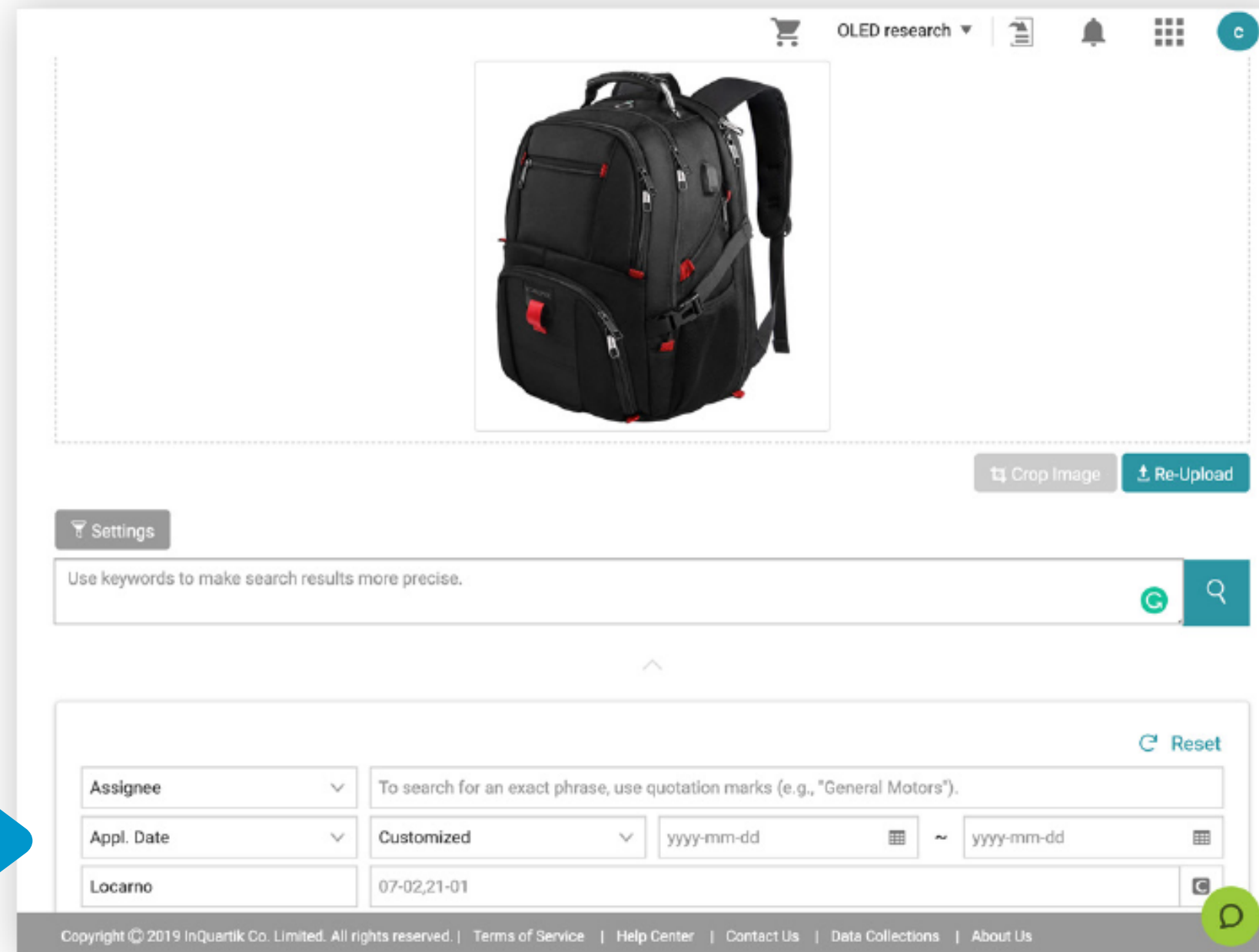
Image crop

Cropping ensures that your image does not contain any irrelevant information such as other images or designs.



Time to refine

Refine your search by adding keywords, assignee/current assignee, application/issue date, and Locarno code to ensure accurate and relevant results.

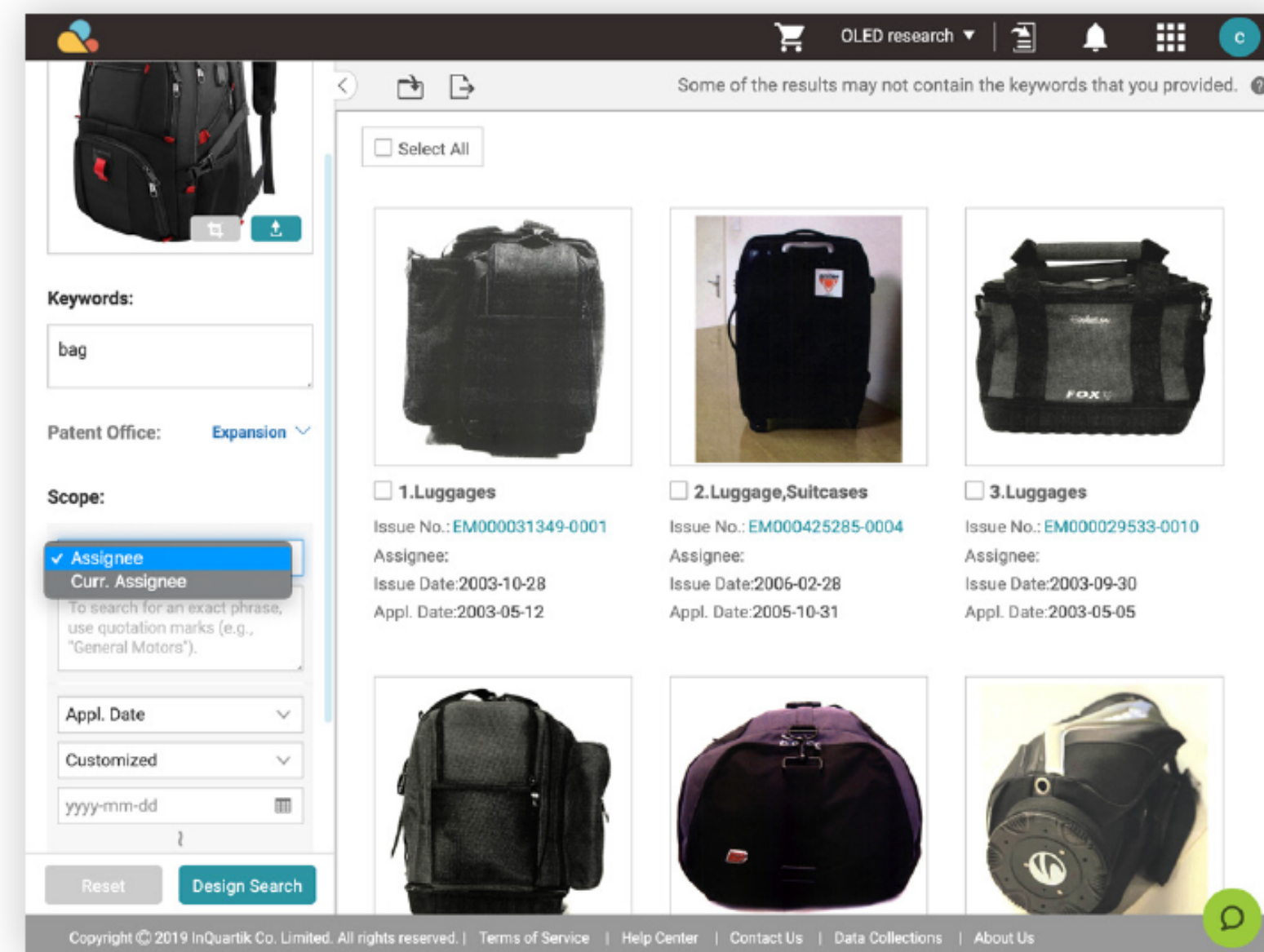


The screenshot shows the Patentcloud Design Search interface. At the top, there's a navigation bar with a shopping cart icon, a dropdown menu labeled 'OLED research', and icons for a document, a bell, a grid, and a user profile. Below this, a large image of a black backpack is displayed. To the right of the image are buttons for 'Crop Image' and 'Re-Upload'. Below the image is a 'Settings' button. A search bar contains the placeholder text 'Use keywords to make search results more precise.' and a search icon. Below the search bar is a 'Reset' button. The search filters section includes three rows: 'Assignee' with a dropdown arrow, 'Appl. Date' with a dropdown arrow, and 'Locarno' with a text input field. To the right of these filters is a text input field with the placeholder 'To search for an exact phrase, use quotation marks (e.g., "General Motors").' and a search icon. Below the filters is a footer with copyright information and links for 'Terms of Service', 'Help Center', 'Contact Us', 'Data Collections', and 'About Us'.

Assignee	To search for an exact phrase, use quotation marks (e.g., "General Motors").		
Appl. Date	Customized	yyyy-mm-dd	~ yyyy-mm-dd
Locarno	07-02,21-01		

View results and filter further

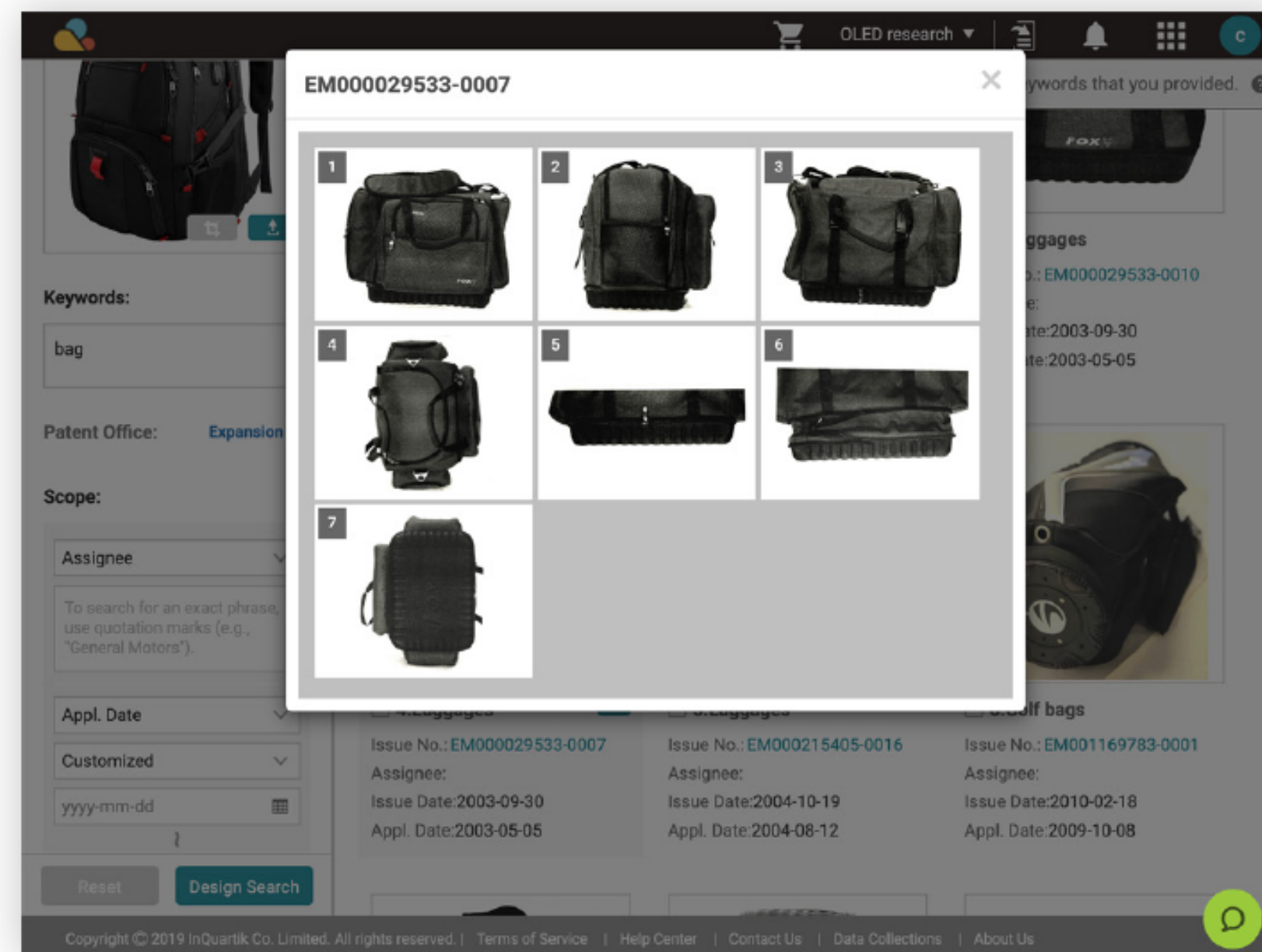
Search results are shown according to visual similarity. The same filters as on the search page can be found on the left.





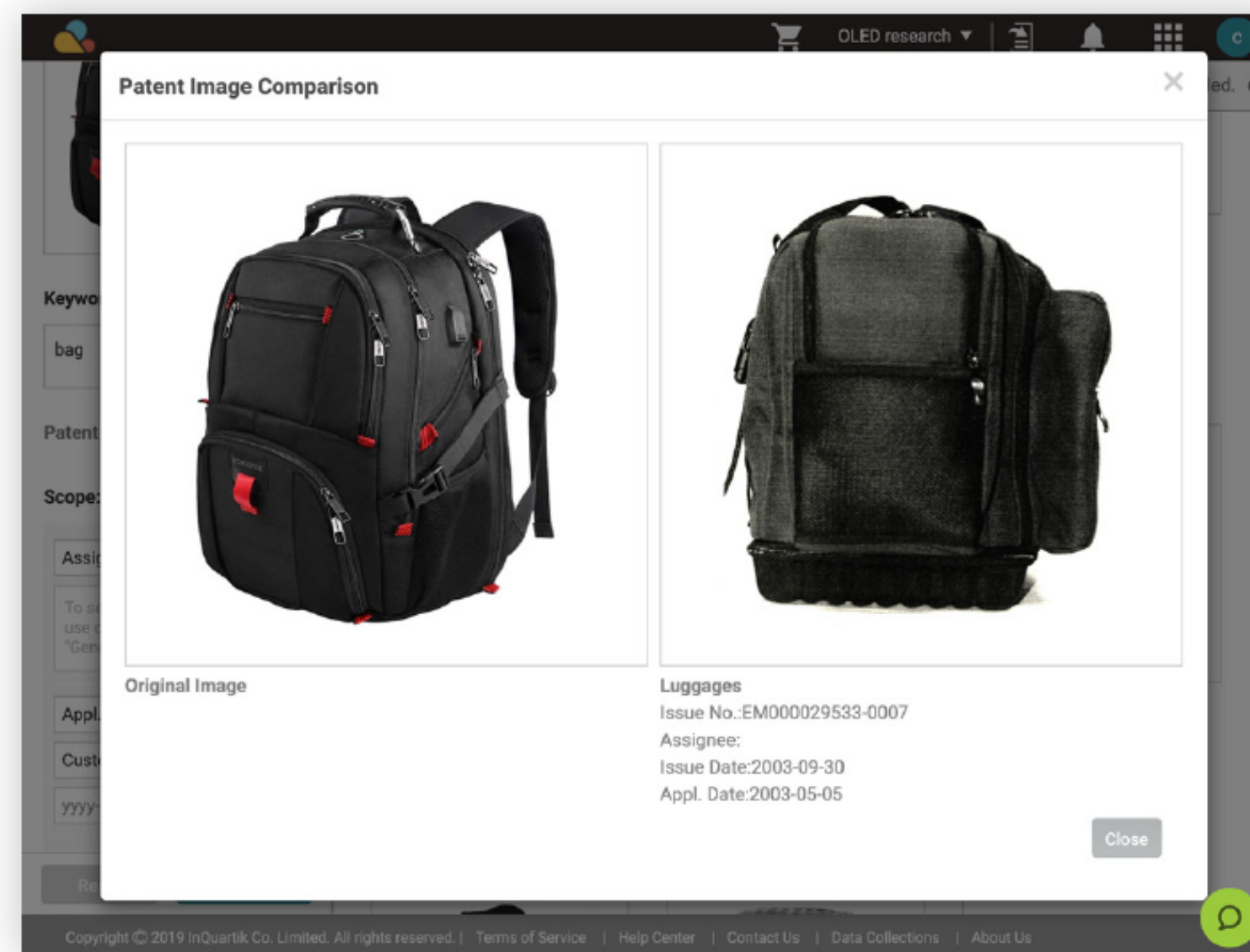
Go big

You can enlarge the patent images within the search results. Simply click on a patent image to select and enlarge it.



Care to compare?

Compare the image that you have uploaded with a selected result. View a side-by-side comparison to spot design similarities easily.



Advanced search features



Get the most
out of your
design search.

**Keywords**

Increase the chance of getting the most relevant results by combining an image search with keywords.

**Patent Offices**

Make sure you don't miss any patents from other countries.

**Scope of Assignee or Current Assignee**

Increase the precision of your search results.

**Scope of Application Date or Issue Date**

Along with greater precision, you can narrow down the search results by inputting dates.

**Scope of Locarno**

Search by Locarno code as it is the international system used for the classification of design patents as well as industrial designs

**Data you can
trust**





We've got you covered

Design Search's coverage includes the world's major patent offices: USPTO, JPO, EUIPO, and CNIPA.

Need more? Our AI also double-checks the legal status and current assignee data to ensure the results are always up-to-date and accurate.



Best practices



- 👍 Design Search is designed to search for design patents.
- 👍 Use clear line drawings on a plain white background for better results.
- 👍 Other images can be used, but they should be cropped to focus on one clear element.
- 👍 Eliminate shadows, reflections, wording, and any other irrelevant elements to improve search accuracy.
- 👍 Try using different angles of an item in an image for better results.

- ✗ Don't use less than optimal angles for your image search.
- ✗ Don't use blurry images or images that have dark backgrounds.
- ✗ Don't use exploded-view drawings.



Patentcloud

Design Search

Any questions?
Please get in touch; we're
always happy to help!

