

Posey Hipsters feature impact absorbing, soft foam pads over the critical fracture area to help reduce the risk of injuries from a fall, such as hip fractures.

Hipsters Innerwear is made of a comfortable 95% cotton/5% Spandex blend with a low profile pad over each hip. Hipsters Outerwear is made of a high quality blend of pre-shrunk 7.8 oz, 50/50 cotton/polyester.

INNERWEAR



6016 / 6016H



6017 / 6017H

Standard Unisex Brief easily fits over undergarments, or can be worn as underwear.

- REF 6016** Hipsters, Standard Brief
- REF 6016R** Hipsters, Standard Brief with Removable Pads
- REF 6016H** Hipsters, Standard Brief with High Durability Pads
- REF 6016RH** Hipsters, Standard Brief with High Durability Removable Pads

Incontinent Brief features a snap front for easier application over adult diapers.

- REF 6017** Hipsters, Incontinent Brief with Removable Pads
- REF 6017H** Hipsters, Incontinent Brief with High Durability Removable Pads



6018 / 6018H

Male Fly Brief easily fits over undergarments, or can be worn as underwear.

- REF 6018** Hipsters, Male Fly Brief with Removable Pads
- REF 6018H** Hipsters, Male Fly Brief with High Durability Removable Pads



6019 / 6019H

EZ-On Brief features a crotchless design that allows patients to wear their own undergarments. The mesh fabric is water permeable, allowing use during bathing.

- REF 6019** Hipsters, EZ-On Brief with Removable Pads
- REF 6019H** Hipsters, EZ-On Brief with High Durability Removable Pads



6030

Women's Brief has the same look as regular day-to-day panties and is made of a soft cotton blend fabric.

- REF 6030** Hipsters Women's Brief with Removable Standard Pads



6031

Men's Brief mirror men's regular briefs and are made of a soft gray cotton blend fabric.

- REF 6031** Hipsters Men's Brief with Removable Standard Pads

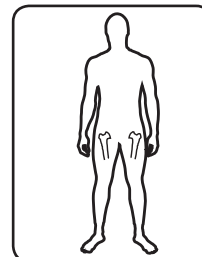
REPLACEMENT PADS

- REF 6008** Standard replacement pads, 1 pair
- REF 6008H** High Durability replacement pads, 1 pair

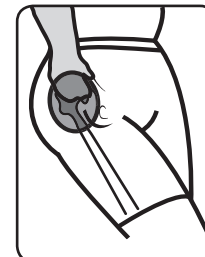
Proper Pad Placement

Select the proper size (see chart below) and have the patient try on the Hipsters for proper fit. Make sure that Hipster pads cover the hip joint (greater trochanter). To do this:

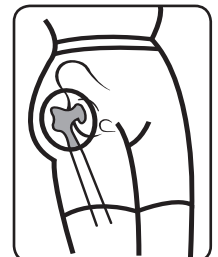
1. Have the patient stand up with their arms hanging down by their side.
2. The wrist joints should align with the center of the pad on each side.
3. Press your fingers under one pad and have the patient lift the heel on that side.
4. You should be able to feel the hip joint moving under the pad.
5. Repeat on the other side. If the pads do not cover the hip joints on each side, you must re-assess the fit.



Wrists approximate trochanter level



Verify that trochanter is under pad



Pad should cover trochanter area

SIZING CHART

Size	Waist Measurement	Hip Measurement
XS	26" - 28" or 66 - 71 cm	33" - 35" or 83 - 88 cm
S	28" - 30" or 71 - 76 cm	35" - 37" or 88 - 93 cm
M	30" - 34" or 76 - 86 cm	37" - 41" or 93 - 104 cm
L	34" - 38" or 86 - 96 cm	41" - 45" or 104 - 114 cm
XL	38" - 42" or 96 - 106 cm	45" - 49" or 114 - 124 cm
XXL	42" - 46" or 106 - 116 cm	49" - 53" or 124 - 134 cm

If waist measurement is larger than the hip measurement, select the size that corresponds to the larger waist measurement.

OUTERWEAR



6007A

Shorts provide added comfort.

REF 6007A Hipsters Shorts, Ash Gray with High Durability Removable Pads.



6007N

Shorts provide added comfort.

REF 6007N Hipsters Shorts, Navy with High Durability Removable Pads.



6009A

Sweatpants provide added comfort and warmth.

REF 6009A Hipsters Sweatpants, Ash Gray with High Durability Removable Pads.



6009N

Sweatpants provide added comfort and warmth.

REF 6009N Hipsters Sweatpants, Navy with High Durability Removable Pads.

Hipsters Sweatpants and Shorts feature high durability padding. All other models are available with original foam padding, or high durability padding designed to withstand laundering in large capacity machines at higher temperatures.

Application Instructions:

Standard, Male Fly, Incontinent Brief, Sweatpants and Shorts, Women's and Men's Briefs

With the Posey label in the back, step into the garment and gently slide it up over the hips. Adjust to assure that the foam pads are properly aligned with and cover the hip joint.

EZ-On Model

1. Unfasten the hook and loop at the waist and thighs.
2. Wrap the garment around waist. The label should be at the back and on the inside of the waistband.

3. Fasten the hook and loop at front of waist. The waistband should be securely fastened to avoid shifting of the garment, but should not feel tight or restrictive.
4. Pull the left panel taut over the left hip and thigh. The pad should be positioned directly over the hip joint.
5. Secure the leg band around the lower thigh using the hook and loop attachment. The elastic band should be tight enough to prevent the pad from sliding out of place, without restricting circulation.
6. Repeat steps 4 and 5 on the right side.

Laundering Instructions

All Posey Hipsters can be washed per CDC guidelines. Hipsters with High Durability pads can be washed in large capacity machines up to 180°F (82°C) and dried at "High" temperature.

Wash standard Hipsters at 120°F (50°C) and dry at medium temperature.

- Attach hook and loop straps to prevent lint build-up on hook during laundry cycle. If hook and loop does not adhere due to lint, clean hook material with a stiff brush.
- If EZ-On pads are removed, wipe clean with mild, liquid disinfectant before re-use.

Lower wash/dry temperatures will prolong garment life.

Hipsters



WASH HOT



BLEACH AS DIRECTED ON CONTAINER



DRY ON MEDIUM

High Durability Hipsters



WASH HOT 25 MIN.



BLEACH AS DIRECTED ON CONTAINER



DRY ON HIGH

The complete Guidelines for Laundry in Health Care Facilities are available at: www.cdc.gov/od/ohs/biosfty/laundry.htm. The CDC states that "the risk of actual disease transmission from soiled linen is negligible" and "recent studies have shown that a satisfactory reduction of microbial contamination can be achieved at lower water temperatures of 72°-122°F (22°-50°C) when the cycling of the washer, the wash formula, and the amount of chlorine bleach are carefully monitored and controlled." The CDC offers the following advice for home care: "In the home, normal washing and drying cycles including 'hot' or 'cold' cycles are adequate to ensure patient safety. Manufacturers instructions for the machine and the detergent or wash additive should be followed closely." See: http://www.cdc.gov/ncidod/dhqp/bp_laundry.html.

⚠ WARNING

Check foam pads after each washing.

- Removing the pads from the Hipster pocket and inspect for damage prior to use. Replace cracked, broken, or damaged pads or pouches, or discard the garment. Pads are sealed in a waterproof pouch to protect them from water or urine. If a pouch is cut or the seal is broken, moisture may enter pouch and waterlog the foam. This may promote bacterial growth and will reduce protection from a fall.
- For models with non-removable pads, squeeze the pads and feel for any evidence of cracked or broken pads and for any evidence pouch damage or moisture. If one or both of the pads are damaged, discontinue use and discard the garment.

If a patient falls with the Hipster on, replace the garment or the removable pads before patient use. Due to the random nature of falls, Posey cannot guarantee that hip trauma will not occur. Check patient's skin often. Wash Hipsters after each incontinent episode to reduce the risk of skin breakdown.

Disposal

⚠ WARNING Properly dispose of the product per facility's policy for BIOHAZARDOUS materials.

Storage and Handling

This device is designed for use in normal indoor environments. This device may be stored in ambient warehouse temperatures at normal humidity levels. Avoid excess moisture or high humidity that may damage product materials.