

EXPECT MORE. CHOOSE READING.



Cranemaster-CM3200

Designed and Manufactured For the Job



Shown with optional equipment

- ENGINEERED for you
- FEATURE packed
- VALUE packaging



STRONG | STURDY | DEPENDABLE



Cranemaster-CM3200

Cranemaster - CM3200

The Reading Cranemaster-CM3200 was engineered and built to withstand the torsional stresses that crane bodies experience during operation on all sites and unimproved surfaces. The CM3200 was designed to maximize interior compartment volume while still providing the structural integrity and security that the end-user comes to expect from a Reading product. The CM3200 is value packed with a long list of standard features and can accept 1,000 to 3,200 lb. capacity crane installations. Corrosion is controlled by the extensive use of galvanized steel throughout the body including the floor and the bumper. Like all Reading products, the Cranemaster-CM3200 receives Reading's exclusive 12 stage emersion prime process and a durable abrasion resistant polyester powder coat finish inside and out. The Cranemaster-CM3200 is backed by Reading's six year limited warranty.



Reading's Standard Features

1. Complete Stainless Steel Rotary Locks, Paddle Handles
2. Exclusive Dual-Pro® Door Seal System
3. Exclusive Patented Hidden Hinges
4. Aluma-Fill Fuel Fill
5. Seamless Wheelhouse Panel
6. Slam Action Tailgate
7. E-Coat Priming Process
8. Body Undercoated
9. Galvanized Floor
10. L.E.D. Stop, Tail, Turn and Clearance Lights

Exclusive CM3200 Features

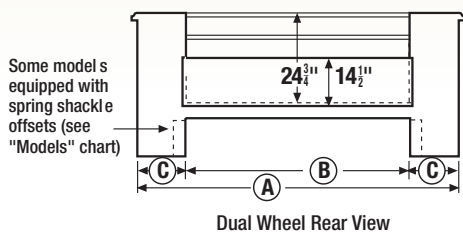
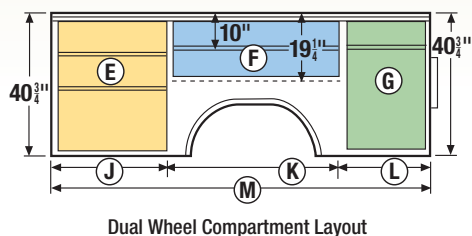
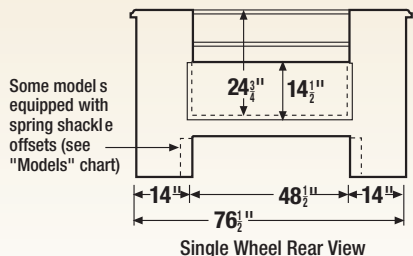
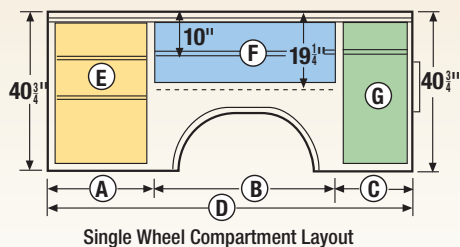
- Easy Mount Understructure Forward of Rear Axle
- 1/2" Thick Crane Compartment Top Plate
- 3/8" Wrap-Around Plate on Three Sides in Crane Compartment
- Standard Drip Pan for Hydraulic Crane
- Inside Door Hook For Remote Crane Pendant
- Reinforced Area Holds a 1,000 to 3,200 lb. Crane
- 12 Gauge Punched, Galvanized Diamond Plate on Top of Sidepack for Boom Support Mounting
- Hole Pattern for Model Specific 3200 Crane
- SW / DW Crank Down Pull Out Outrigger (not shown)

Options

- 76 SW or 92 DW Deck Plate Bumper with LED Lights
- SW/DW Manual Down Pull Out Outrigger (shown)
- Hole Pattern for Other Model Cranes

Standard Bodies - Single and Dual Wheel

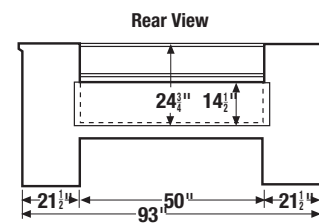
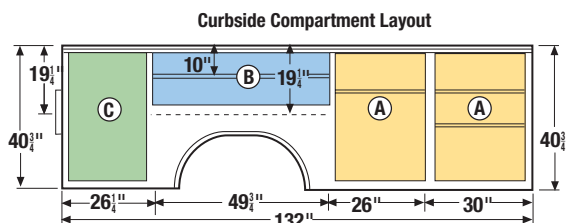
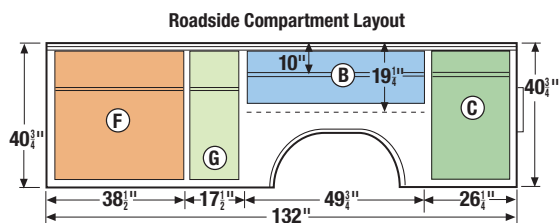
Model	Approx. Wt.	Cab-to-Axle	A	B	C	D	Approx. Compartment Clear Door Openings			J	K	L	M
							E	F	G				
98-SW	1480 lbs.	56"	28"	48"	22"	98"	22-1/2"x35-1/4"	46-1/2"x14"	16-1/2"x35-1/4"	---	---	---	---
108-SW	1650 lbs.	60"	34-3/4"	47"	26-1/4"	108"	29-1/4"x35-1/4"	45-1/2"x14"	20-3/4"x35-1/4"	---	---	---	---
108-DW	1990 lbs.	60"	93"	50"	21-1/2"	---	29-1/4"x35-1/4"	45-1/2"x14"	20-3/4"x35-1/4"	34-3/4"	47"	26-1/4"	108"



Standard Shelf and Divider Equipment
 All shelves and dividers removable and adjustable.
 98SW, 108SW, 108DW contains:
 (7) shelves and (40) dividers included
**Curbside crane compartment does not include shelf*
 132DW contains:
 (8) shelves and (40) dividers included

132 Bodies - Dual Wheel

Model	Approx. Wt.	Cab-to-Axle	B	C	F	G
			132-DW	2300 lbs.	84"	48-1/4"x14"



EXCLUSIVE READING POWDER COAT

Powder coat paint is applied to the entire body including the interior work area and compartments via high voltage state-of-the-art spray equipment, adhering fine polyester particles to every surface. High temperatures melt the powder to form a smooth and durable finish with twice the coverage than the standard paint process.



Advantages:

- Resistant to UV exposure
- Excellent adhesion to E-coat prime surface
- The ability to withstand high levels of exposure to salt, chemicals, humidity, scratching and impact, far surpassing conventional wet spray top coats.
- Gleaming Powder Coat interiors reduce the need for auxiliary lighting and protect your investment against corrosion due to moisture, spills, and abrasion.
- Double mil thickness compared to traditional wet spray top coats

Reading has a full line of trucks built for the long haul.



Steel Service Bodies



Aluminum Service Bodies



Panel Bodies



Aluminum Service Vans - 75"



Aluminum Service Vans - 57"



Steel Ready Van SL



Marauder Dump Bodies



Drop Side Dump Bodies



Utility Bodies



Steel Stake and Platform Bodies



Redi-Dek™



Steel Contractor Bodies



Locations

Bowmansville, PA
Clinton, MD

Louisville, KY
Pontiac, MI

Reading, PA
Suffolk, VA

All dimensions subject to plus or minus tolerance of 1/4" and all dimensions and all specifications are subject to change without notice. Some items displayed in photographs are optional. Alumna-Fill, Alumna-Chock, Dual-Pro, Extend-A-Shelf, Grip-'n-Glide, Latch-Matic, Marauder, Reading, Redi-Dek, Rhino Linings, Rugged American, S.M.A.R.T. Racks, Spacemaker, Tool-Mates, and TUFF STUFF are registered trademarks of The Reading Group, LLC in the United States and some foreign countries. The Reading Kangaroo is a trademarked image and may not be reproduced or used without express permission from The Reading Group.

RTB13-CM3200-2.5M-04

©2013 The Read-

SOLD AND SERVICED LOCALLY BY

FALLSWAY
EQUIPMENT COMPANY