

2019



BUYERS' GUIDE

RANGERTM
DESIGN



HELPING MOBILE TECHNICIANS WORK MORE EFFECTIVELY BY PROVIDING ORGANIZED STORAGE SOLUTIONS

AT RANGER DESIGN, WE BELIEVE MORE IS POSSIBLE.

We believe work vehicles and the technicians that drive them can become more organized, more efficient, more productive and more profitable. At Ranger Design we're committed to bringing you the products and services that make that possible.

More means helping you choose the right work van for your application, as well as giving you engineering support and expert advice to help design the most efficient work space in your new vehicle.

More also means getting that new van outfitted and on the road faster, so you can start using it for the reason you bought it.

We're committed to bringing you more, because we believe more is possible.



MORE IS POSSIBLE



INSTALL TIMES

Install time is estimated based on the average time taken by an experienced Ranger Design installer.

UPDATED DATA

At the moment of publication, the data included in this directory was up-to-date.

Any corrections, modifications and discontinued product occurring after publication date are reflected in our Buyers' Guide available on our website.

The digital version of all our catalogs is always updated as modifications occur during the year.

TABLE OF CONTENTS

CHOOSE A PRODUCT LINE	P. 4
HOW TO BUY	P. 6
GETTING STARTED	P. 8
PLAN YOUR VAN OUTFIT – LAYOUT GUIDES	P. 10
FLOORS	P. 22
PARTITIONS	P. 28
PACKAGES	P. 50
SHELVING	P. 140
DRAWERS	P. 162
ACCESSORIES	P. 174
LADDER RACKS	P. 184
INDEX	P. 214

CHOOSE A PRODUCT LINE TO MATCH YOUR NEEDS

Ranger Design steel and aluminum product groups ensure that fleets of any size have the best equipment to fit their budget, trade or fuel saving targets.



Aluminum



Steel


	BENEFITS	PRODUCTS	WARRANTY
WHY BUY STEEL? You want better quality and price than other steel products on the market.	Tough Low cost Quiet	Shelving	10 years*
		Partitions, Drawers, Accessories	3 years*
WHY BUY ALUMINUM? You want the toughest, quietest product on the market. You need to optimize payload without sacrificing quality.	Toughest Lightweight Quiet	Shelving, Partitions, Drawers, Accessories, Ladder Racks	10 years*

*Ranger Design Inc. van equipment is warranted to be free from defects in material and workmanship under normal use and service for the period indicated, from the date of the original retail purchase, when installed per Ranger Design instructions in the original vehicle. Please contact Customer Service for full warranty details. Email: cs@rangerdesign.com

Throughout the catalog **STEEL** products are depicted with yellow and **ALUMINUM** products with black.

1-800-565-5321
7 A.M. – 8 P.M. EST

World Class Customer Service



Real people, ready to answer in 2 rings or less*

We are pleased to offer efficient, personalized service and to answer all questions regarding:

- › Pricing/Quoting
- › Product install
- › Order status
- › Consultation
- › Shipment status
- › New product availability
- › Product specifications
- › Warranty claims
- › Returns/Restocking
- › Vehicle specifications

*Call customer service and the phone will be answered in 2 rings or less. Yes, a real, live person working in one of our offices in North America is available to answer your questions. No automated attendant. No complicated phone tree and offshore service. Call us to experience the difference.

OVER 350 DISTRIBUTORS ACROSS THE CONTINENT

Regular Order

Quickship Order

Buy

Contact one of our 350 distributors
rangerdesign.com/find-distributor.

Ranger Design Quickship service is available
through your local distributor.

Lead Time

Orders ship from our factory within
5 business days.

Orders placed with Ranger Design before
1PM EST will ship from our factory in the
next business day.



Throughout the catalog products and packages with this symbol
can be ordered through our Quickship service.

Turn-Key Fleet Services



Ship Through or Local Installation Across North America for all Types of Cargo Vans

We are pleased to offer efficient, personalized service and to answer all questions regarding:

1. Analysis

- › Cargo Needs Analysis
- › Custom 3D CAD Layouts
- › Hands-on Equipment Demo

2. Testing

- › Test Fitting
- › Pilot Build and Review
- › Optimize Package Based on Technician Feedback

3. Delivery

- › Delivery, Production and Installation Planning and Scheduling
- › Vehicle Status Tracking

4. Service

- › Dedicated Fleet Account Management Team
- › 350 Ranger Design Distributor Service Support Network
- › Live Customer Service

GETTING STARTED

TAKE A FEW MINUTES TO WRITE DOWN THESE SIMPLE STEPS

Plan your storage zones

For how long do you plan to use the vehicle? ☐ A year ☐ 2–5 years ☐ 10 years or more (see page 4)

Will payload capacity be an issue? ☐ Yes ☐ No Why? _____

What type of industry are you in? _____

What kind of partition do I need? (F zone)

Do I need to see my cargo or see out the side doors? ☐ Yes ☐ No

Do I need the ability to go from the cabin to the cargo area through the partition? ☐ Yes ☐ No

List the equipment/products you will need to store

Place the items that you need most often in the most accessible locations.

	Daily	Weekly	Monthly	Zone A - B - C - D - E
_____	<input type="checkbox"/>	<input type="checkbox"/>	<input type="checkbox"/>	_____
_____	<input type="checkbox"/>	<input type="checkbox"/>	<input type="checkbox"/>	_____
_____	<input type="checkbox"/>	<input type="checkbox"/>	<input type="checkbox"/>	_____
_____	<input type="checkbox"/>	<input type="checkbox"/>	<input type="checkbox"/>	_____
_____	<input type="checkbox"/>	<input type="checkbox"/>	<input type="checkbox"/>	_____

Will I need to carry larger objects ☐ Yes ☐ No

List the tools you will need to carry

Place heavy tools closest to the access doors.

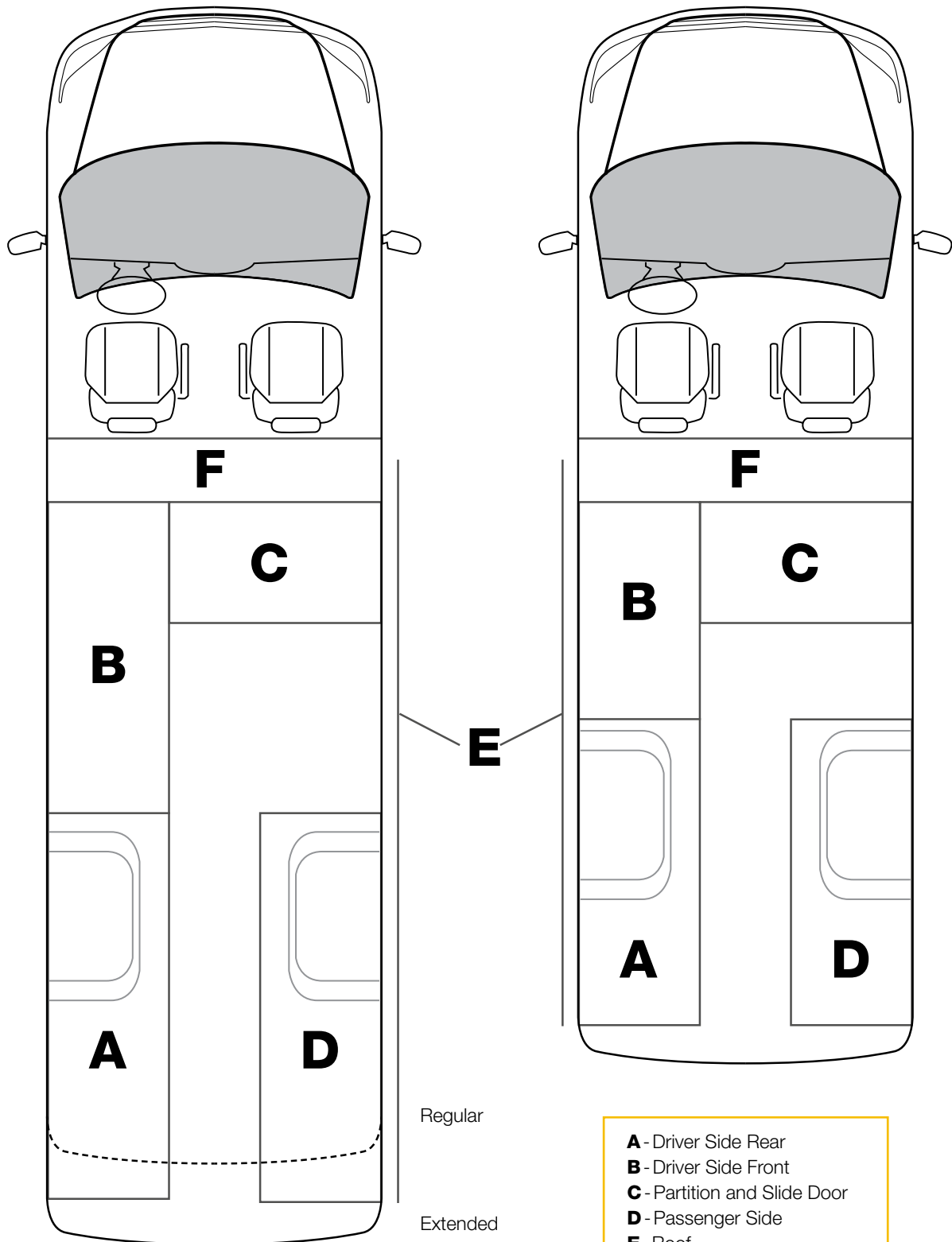
	Daily	Weekly	Monthly	Zone A - B - C - D - E
_____	<input type="checkbox"/>	<input type="checkbox"/>	<input type="checkbox"/>	_____
_____	<input type="checkbox"/>	<input type="checkbox"/>	<input type="checkbox"/>	_____
_____	<input type="checkbox"/>	<input type="checkbox"/>	<input type="checkbox"/>	_____
_____	<input type="checkbox"/>	<input type="checkbox"/>	<input type="checkbox"/>	_____
_____	<input type="checkbox"/>	<input type="checkbox"/>	<input type="checkbox"/>	_____
_____	<input type="checkbox"/>	<input type="checkbox"/>	<input type="checkbox"/>	_____

What kind of ladder(s) will I be carrying? Step ladder Size _____ Extension ladders Size _____



Go to page 217 for an extra copy
of this Getting Started form.

STORAGE ZONES



- A** - Driver Side Rear
- B** - Driver Side Front
- C** - Partition and Slide Door
- D** - Passenger Side
- E** - Roof
- F** - Partition

HOW TO USE THE LAYOUT GUIDE

INSIDE ROOF HEIGHT

To determine the maximum shelf height that can be used in the van.

PARTITION DEPTH

This indicates the space taken up by our partition for this vehicle. Please note that this measurement is determined by the partition that encroaches the most. Some partitions may take up less space. Take note that this measurement may not necessarily be on the floor.

DOOR OPENING

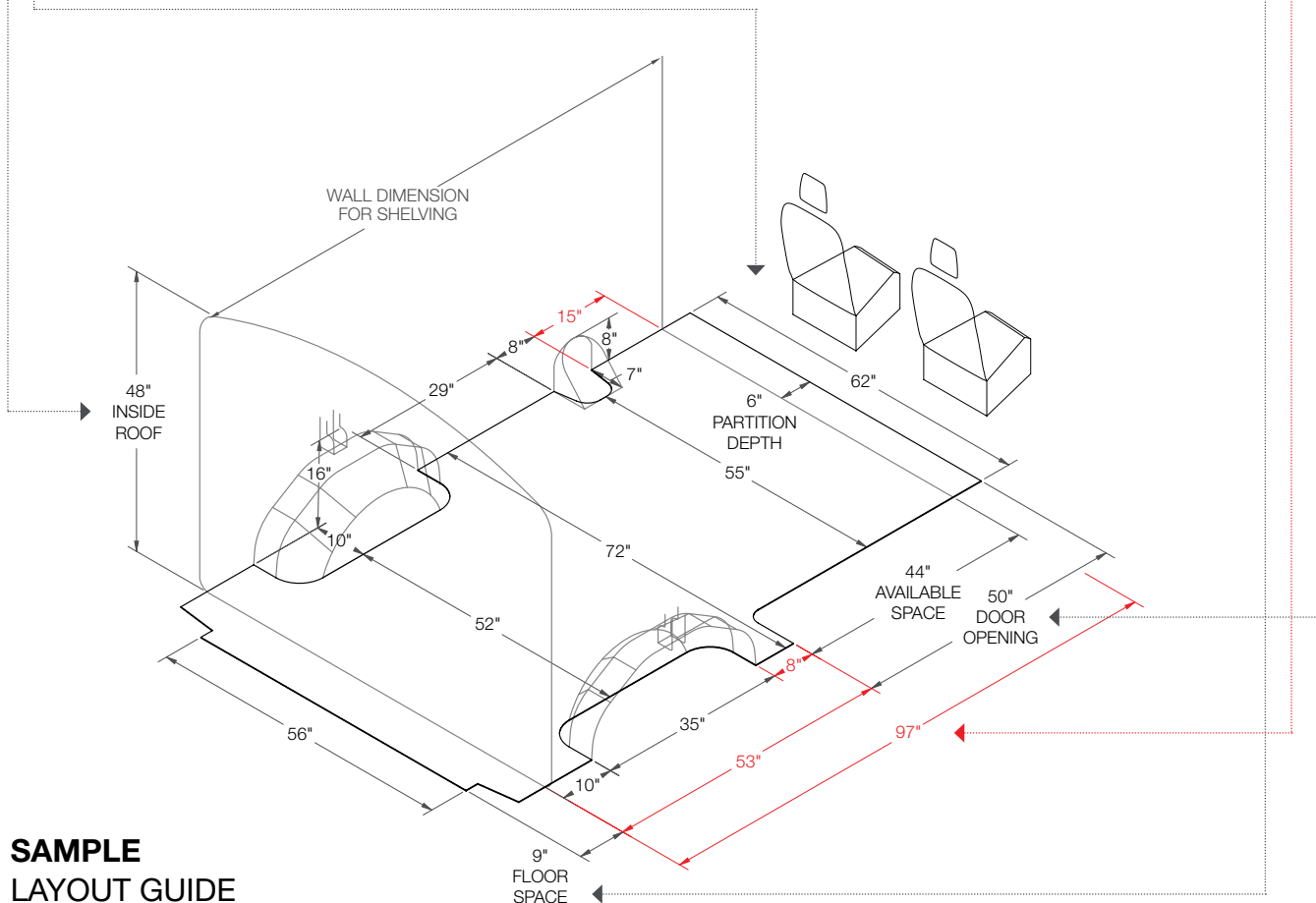
To determine where shelving will land in relation to the door opening. Use this measurement to determine the space available for drawer units.

DIMENSIONS IN RED

These dimensions indicate unique measurements for each wheelbase. Use red dimensions to determine the exact wheelbase of your van.

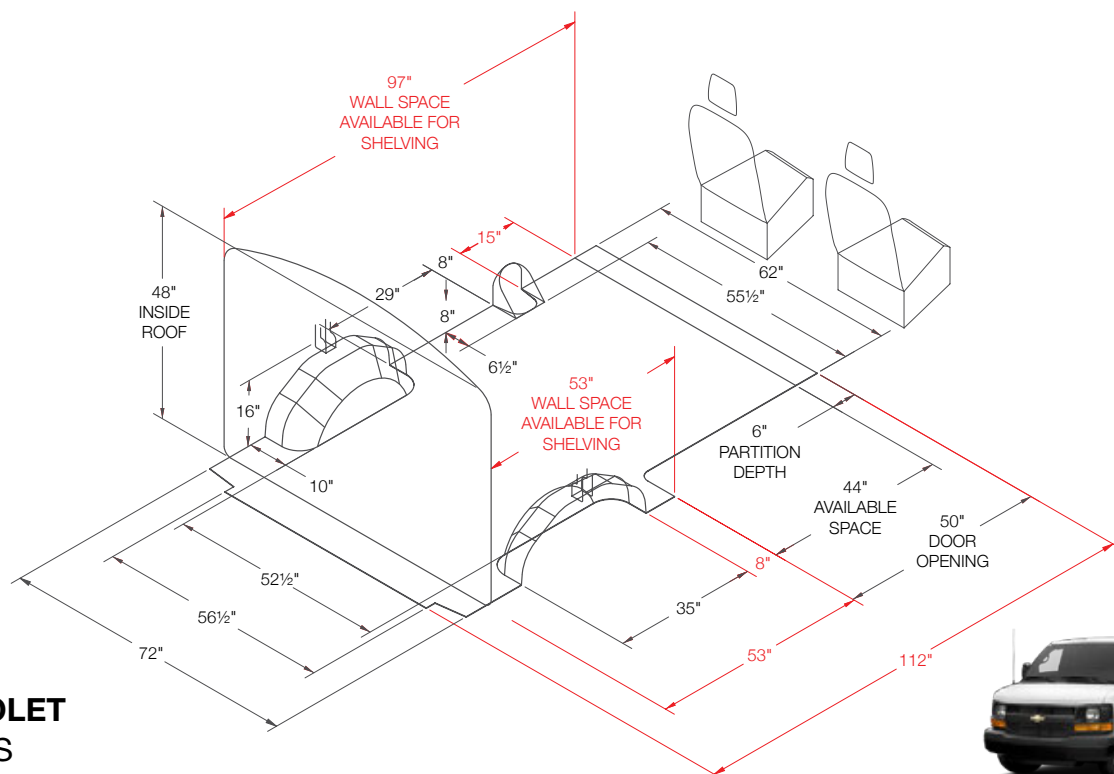
FLOOR SPACE

This area is usable floor space but due to curvature of the van there may not be the same available area at the roof. Please measure actual van for specific measurement at roof.



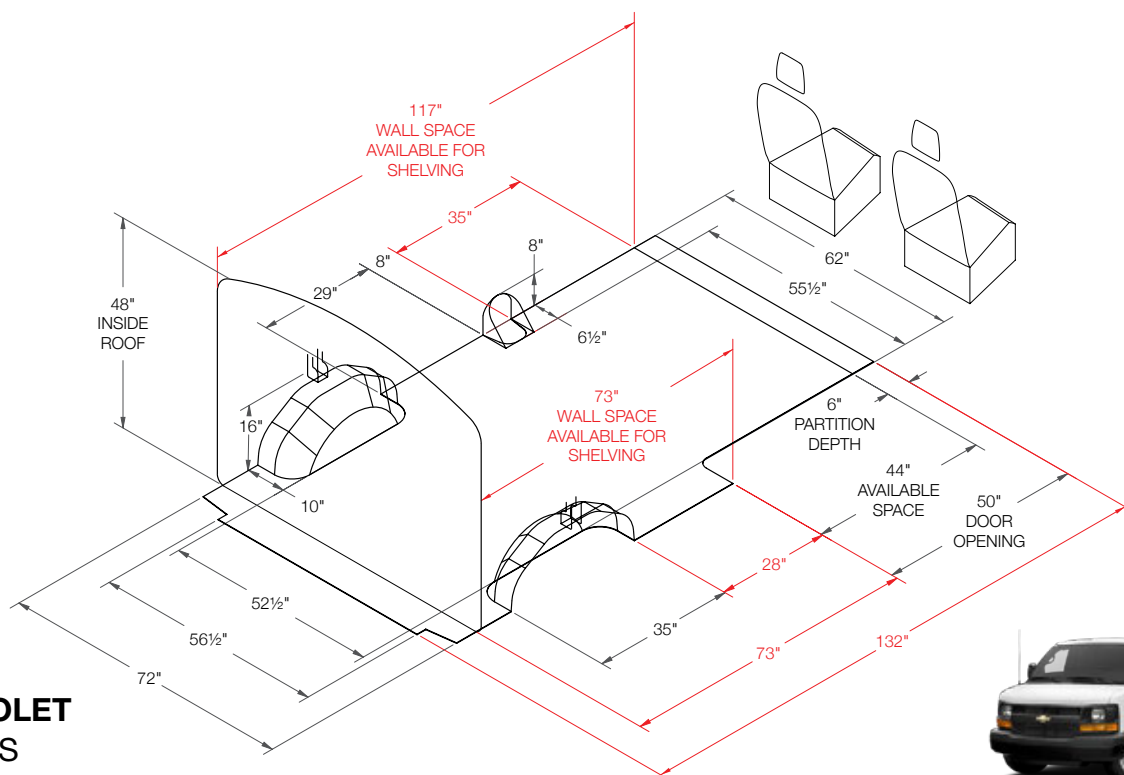
SAMPLE LAYOUT GUIDE

Wheelbase



CHEVROLET EXPRESS

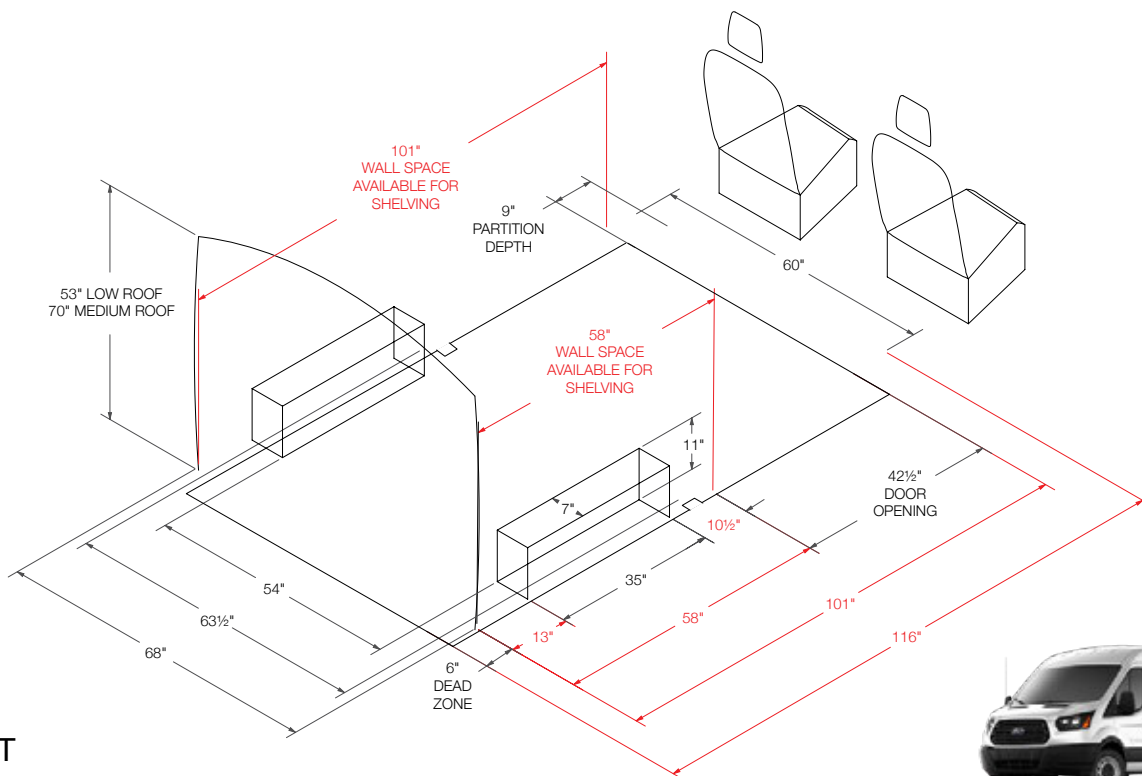
Regular 135" Wheelbase



CHEVROLET EXPRESS

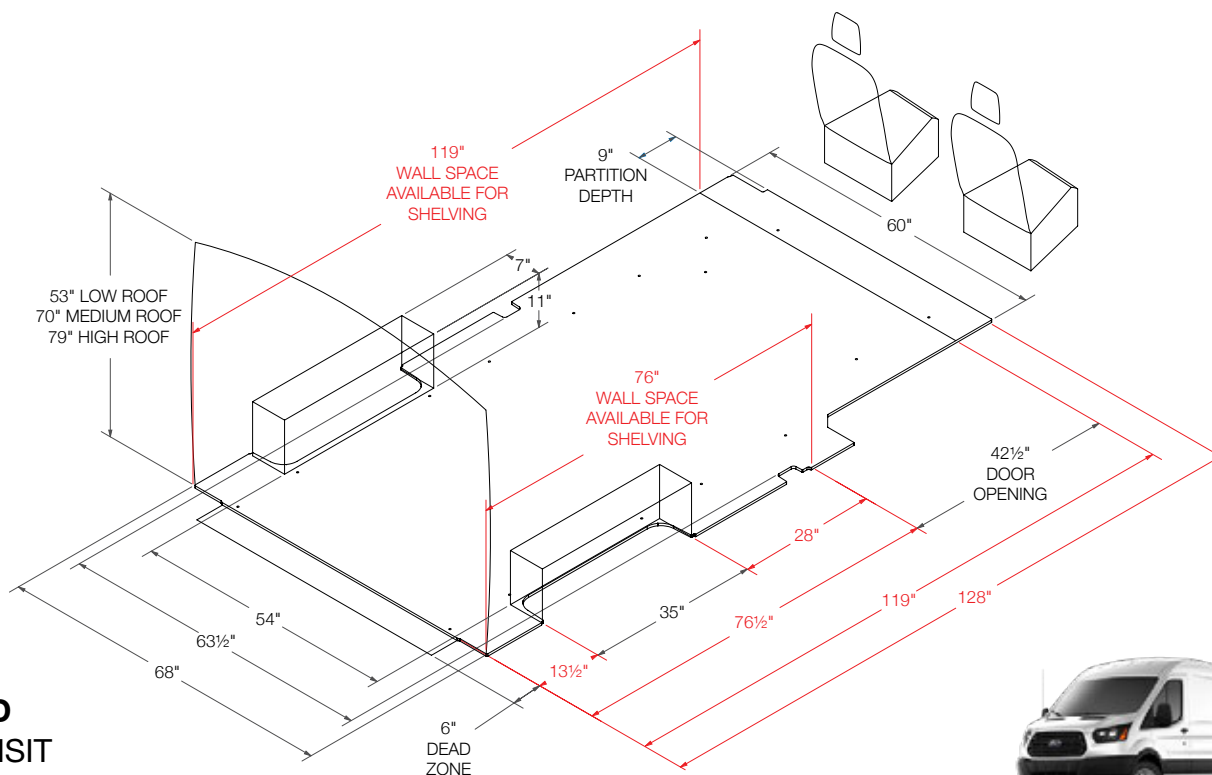
Extended 155" Wheelbase

LAYOUT GUIDES



FORD TRANSIT

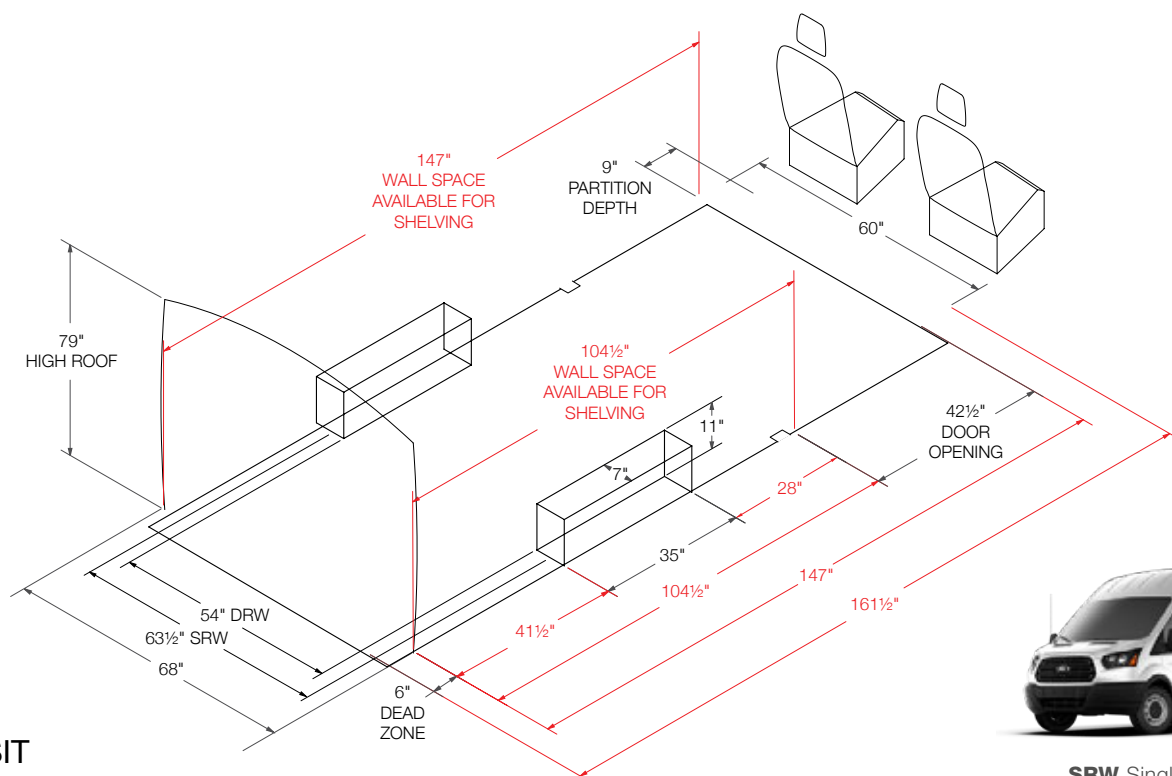
Regular 130" Wheelbase



FORD TRANSIT

Long 148" Wheelbase



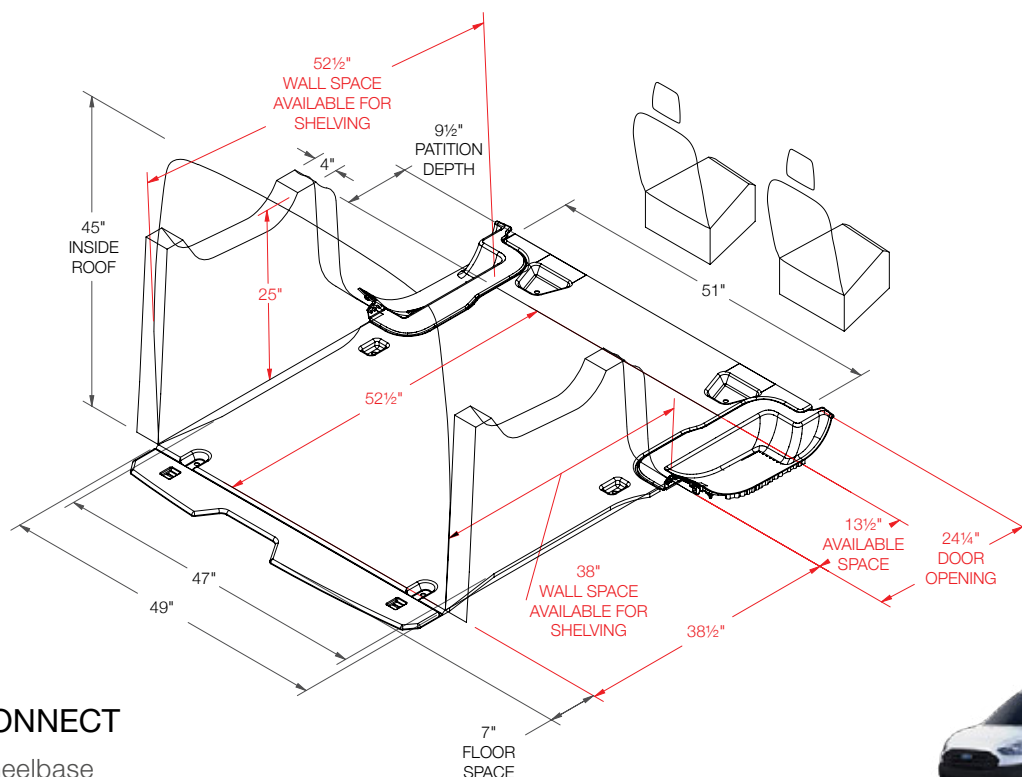


FORD TRANSIT

Long 148" Wheelbase Extended



SRW Single rear wheel
DRW Double rear wheel

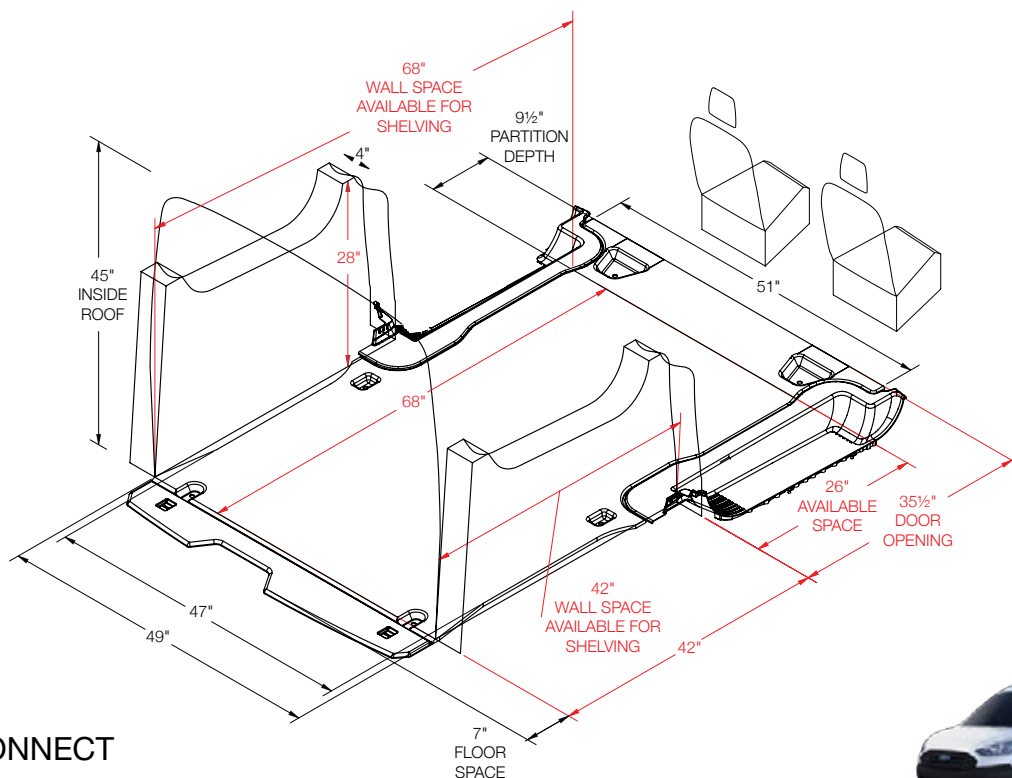


FORD TRANSIT CONNECT

Short 105" Wheelbase
Available in U.S. only



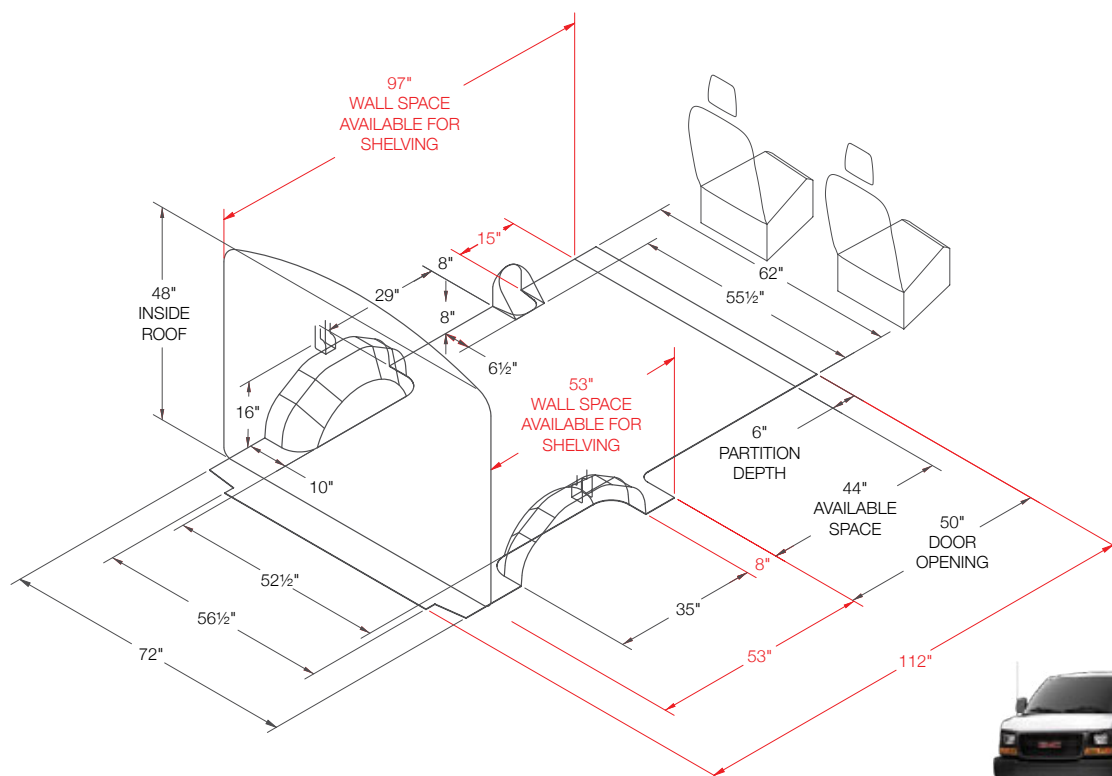
LAYOUT GUIDES



FORD TRANSIT CONNECT

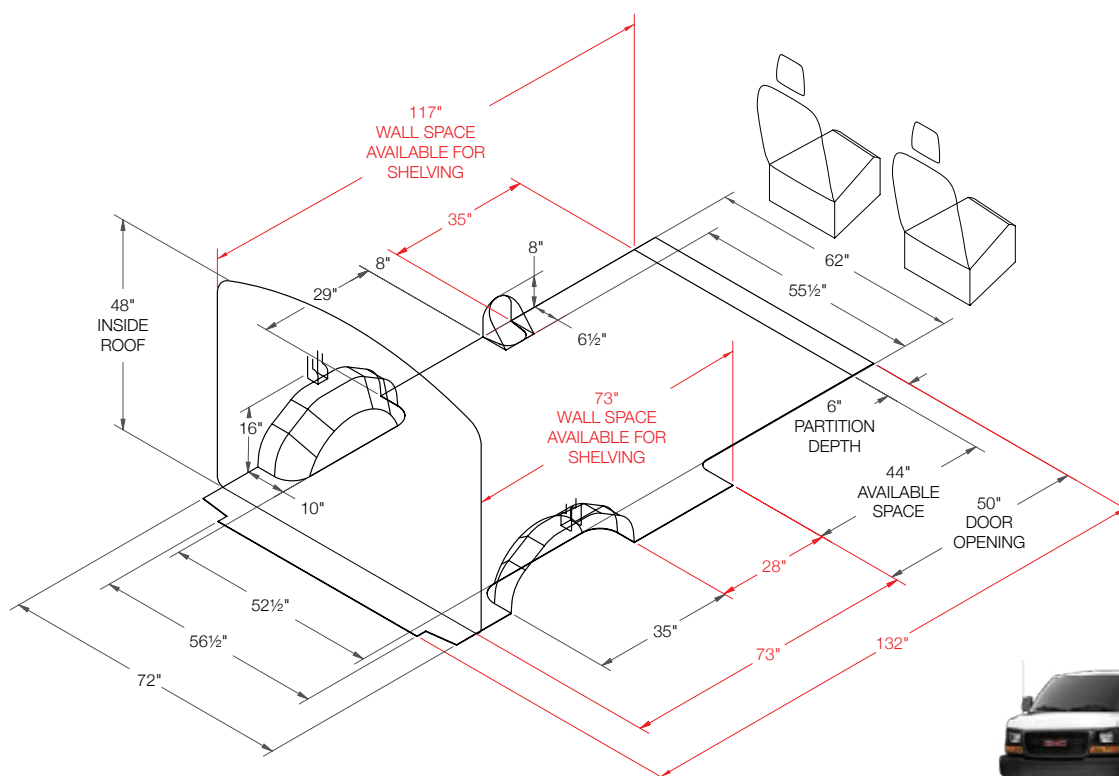
Long 120.5" Wheelbase





GMC SAVANA

Regular 135" Wheelbase

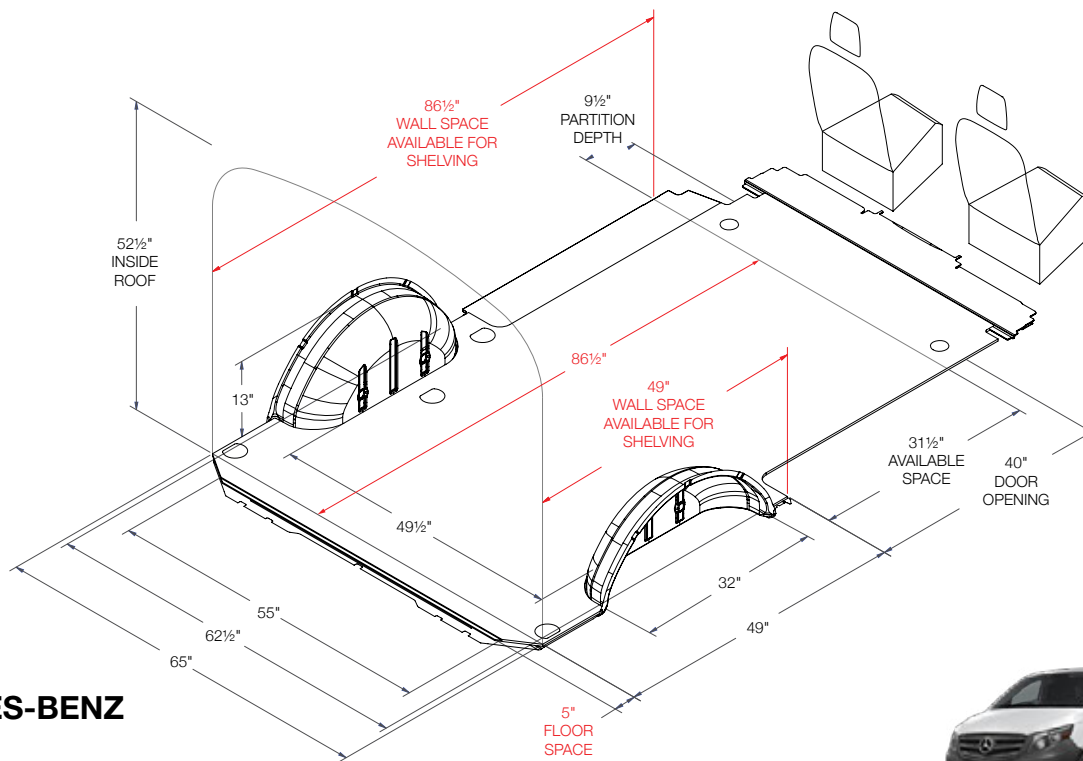


GMC SAVANA

Extended 155" Wheelbase

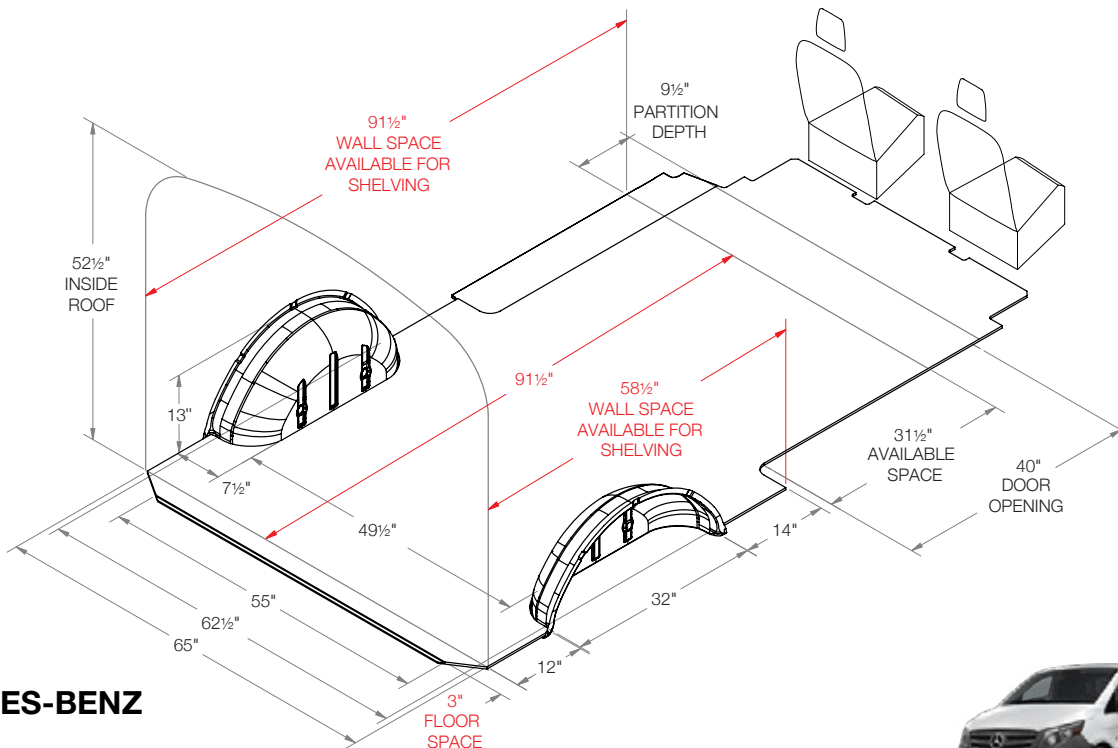


LAYOUT GUIDES



MERCEDES-BENZ METRIS

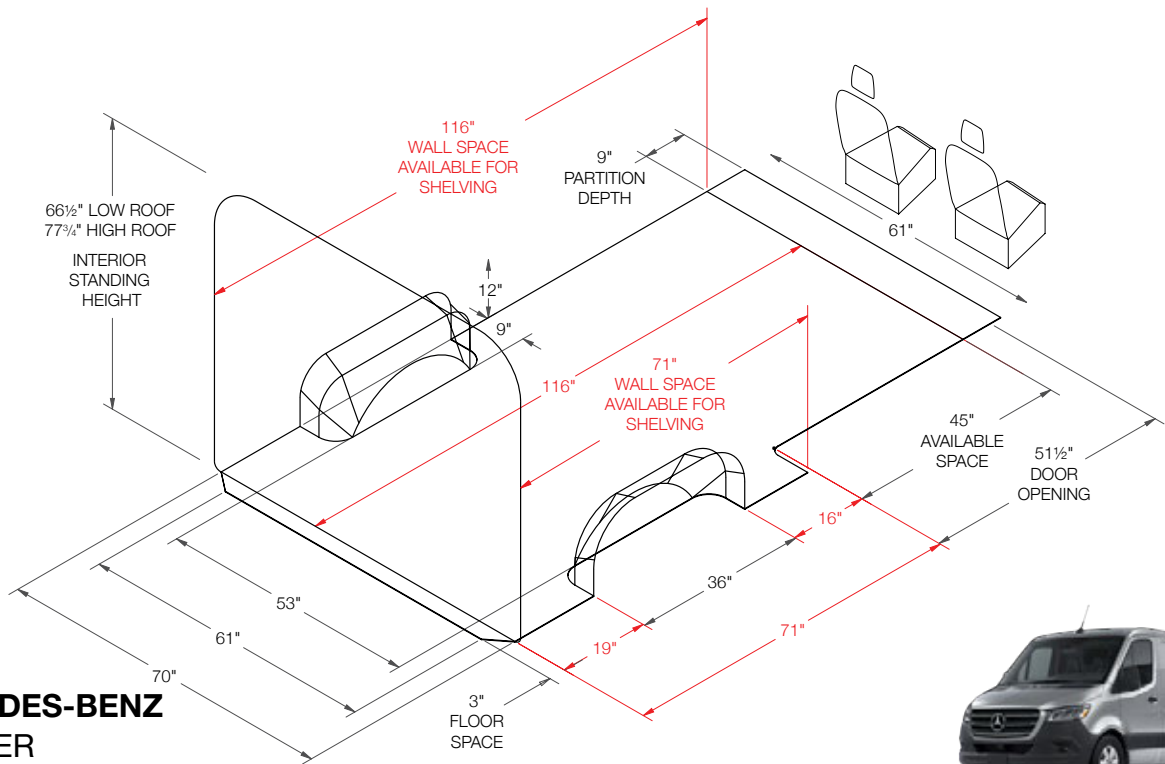
Regular 126" Wheelbase



MERCEDES-BENZ METRIS

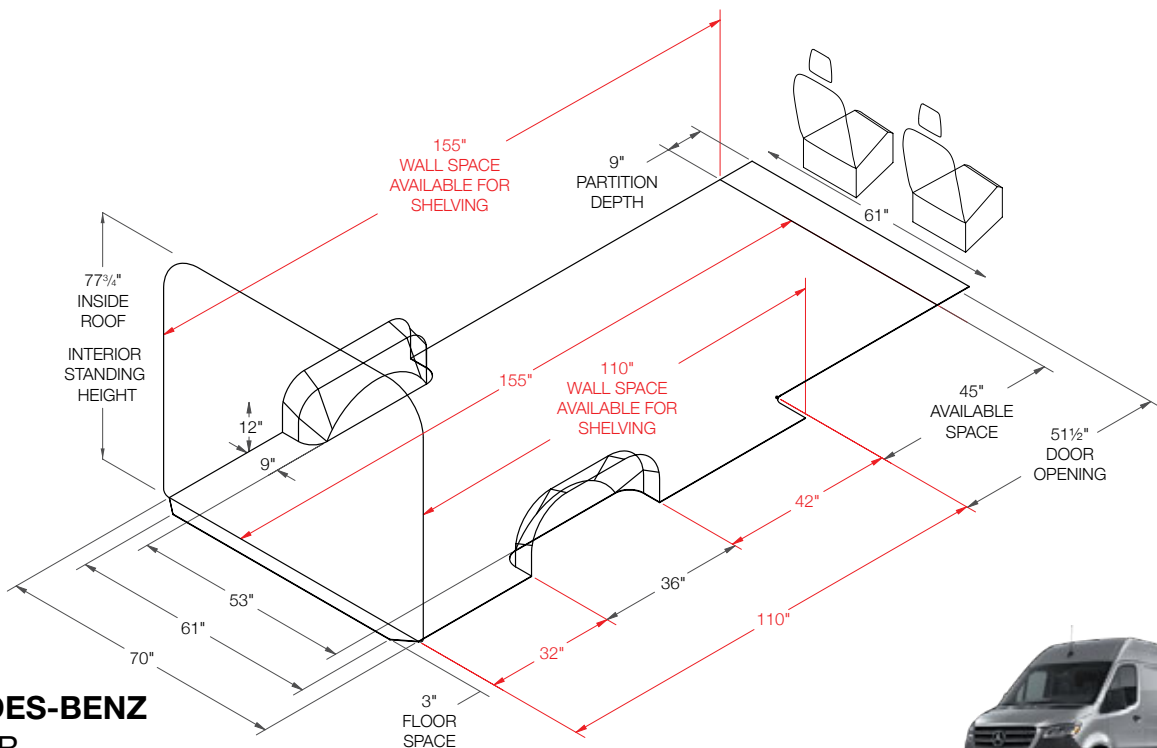
Long 135" Wheelbase





MERCEDES-BENZ SPRINTER

Regular 144" Wheelbase

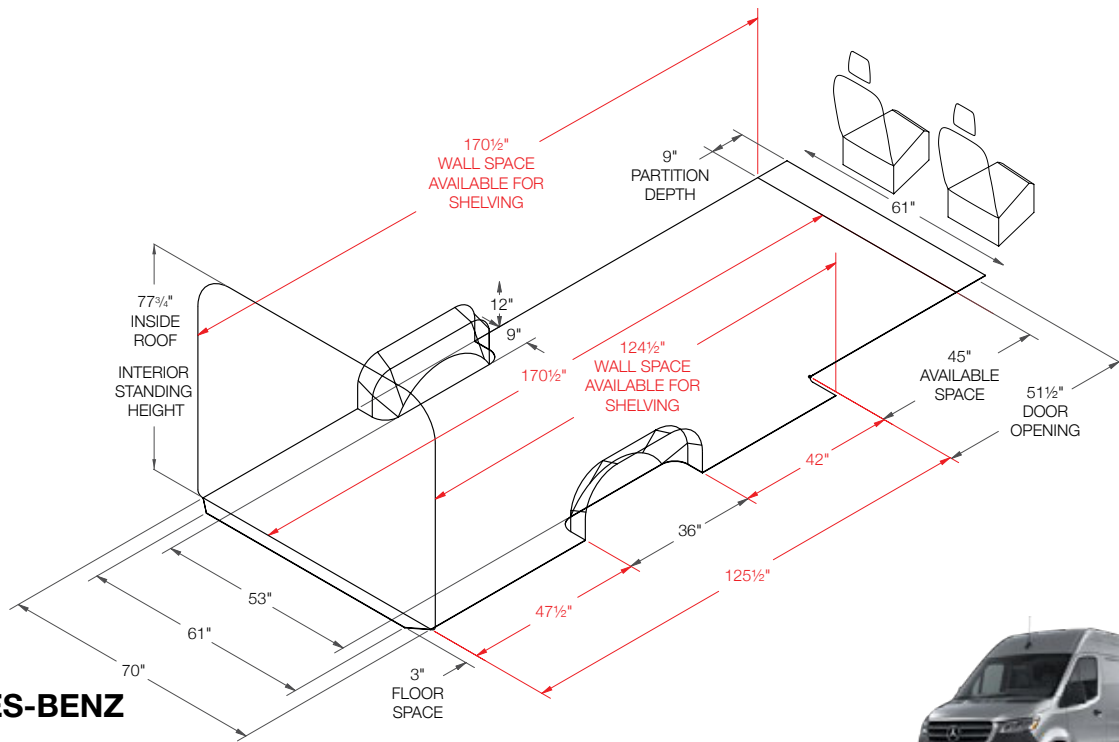


MERCEDES-BENZ SPRINTER

Long 170" Wheelbase

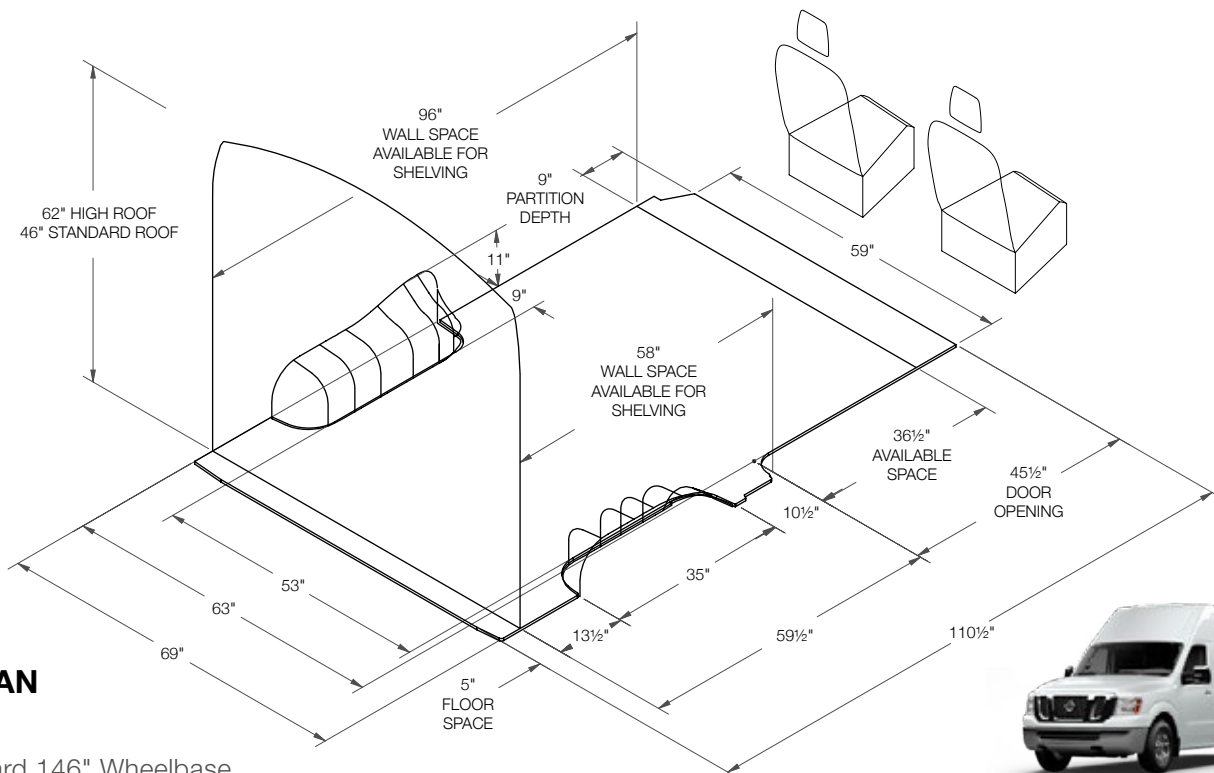


LAYOUT GUIDES



MERCEDES-BENZ SPRINTER

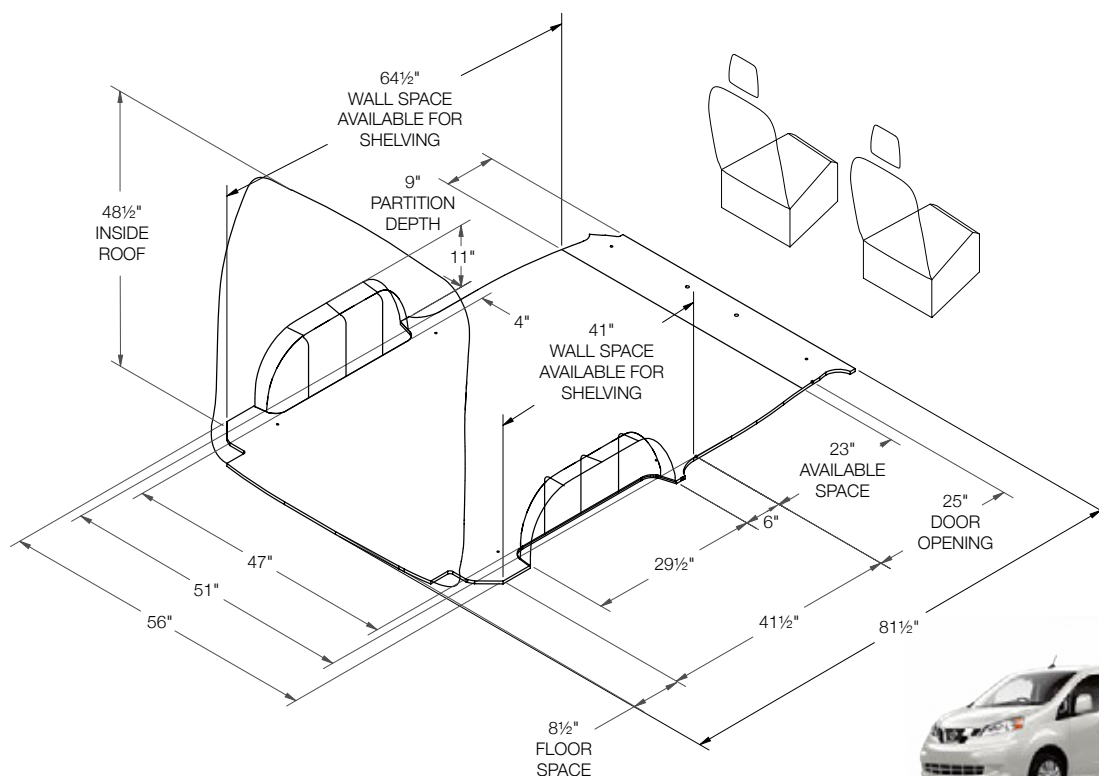
Extended 170" Wheelbase



NISSAN NV

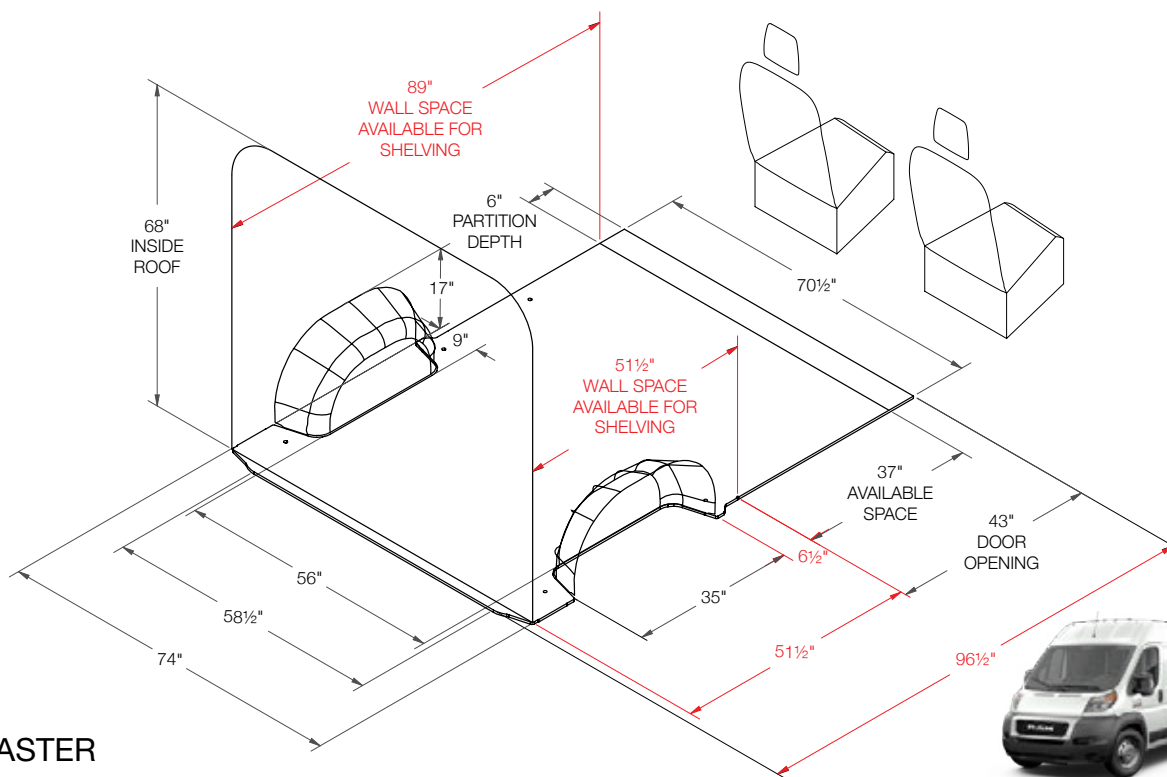
Standard 146" Wheelbase





NISSAN NV200

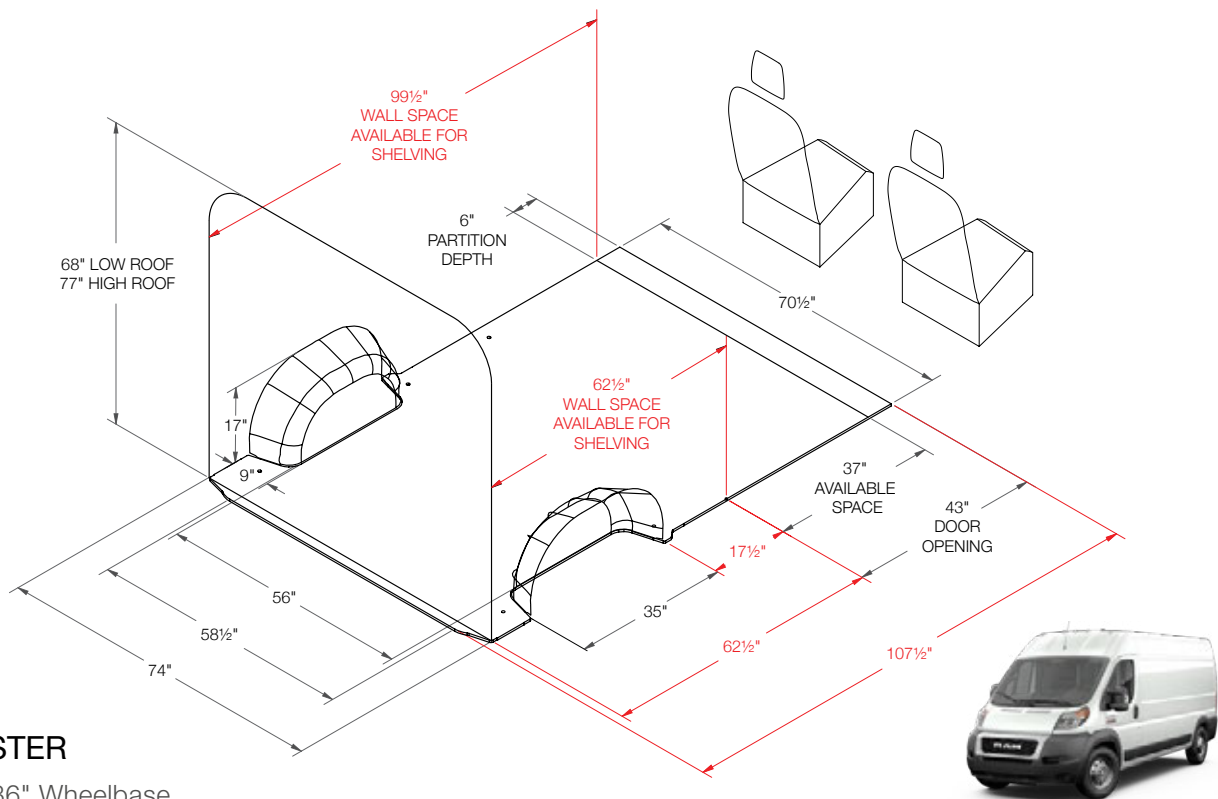
Regular 115" Wheelbase



RAM PROMASTER

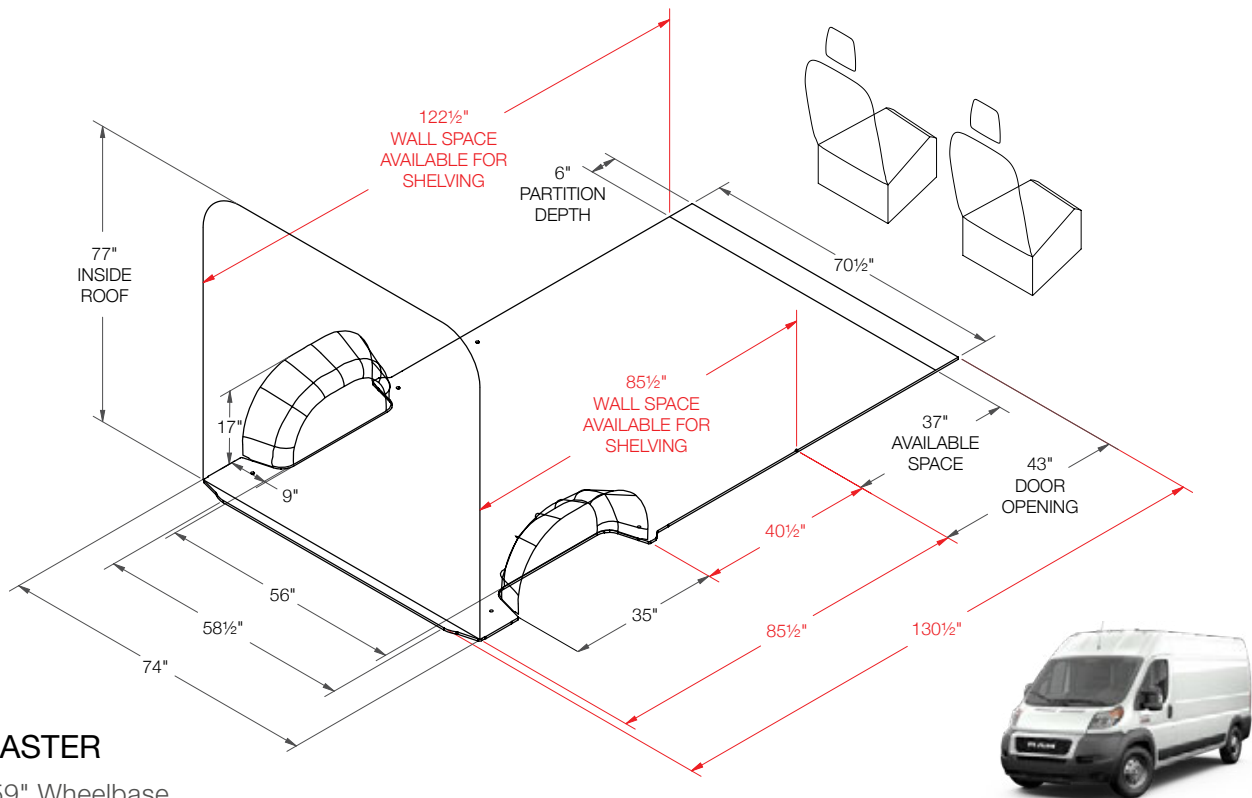
Short 118" Wheelbase

LAYOUT GUIDES



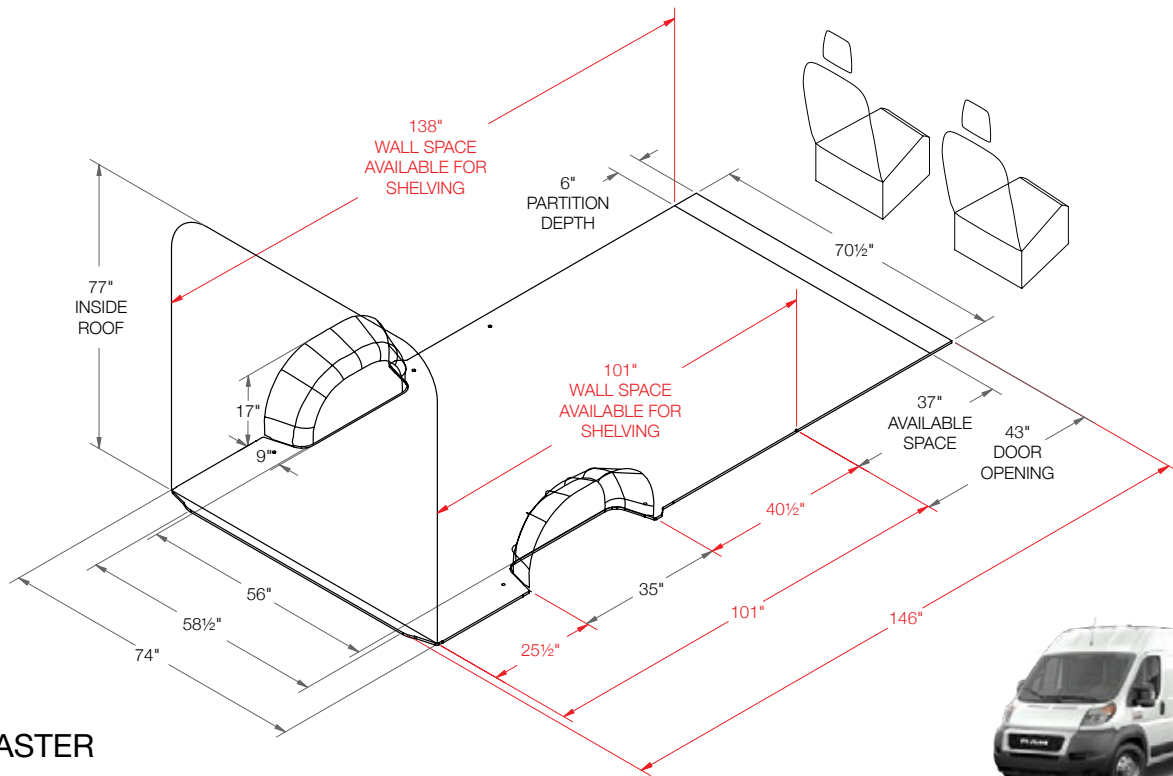
RAM PROMASTER

Medium 136" Wheelbase



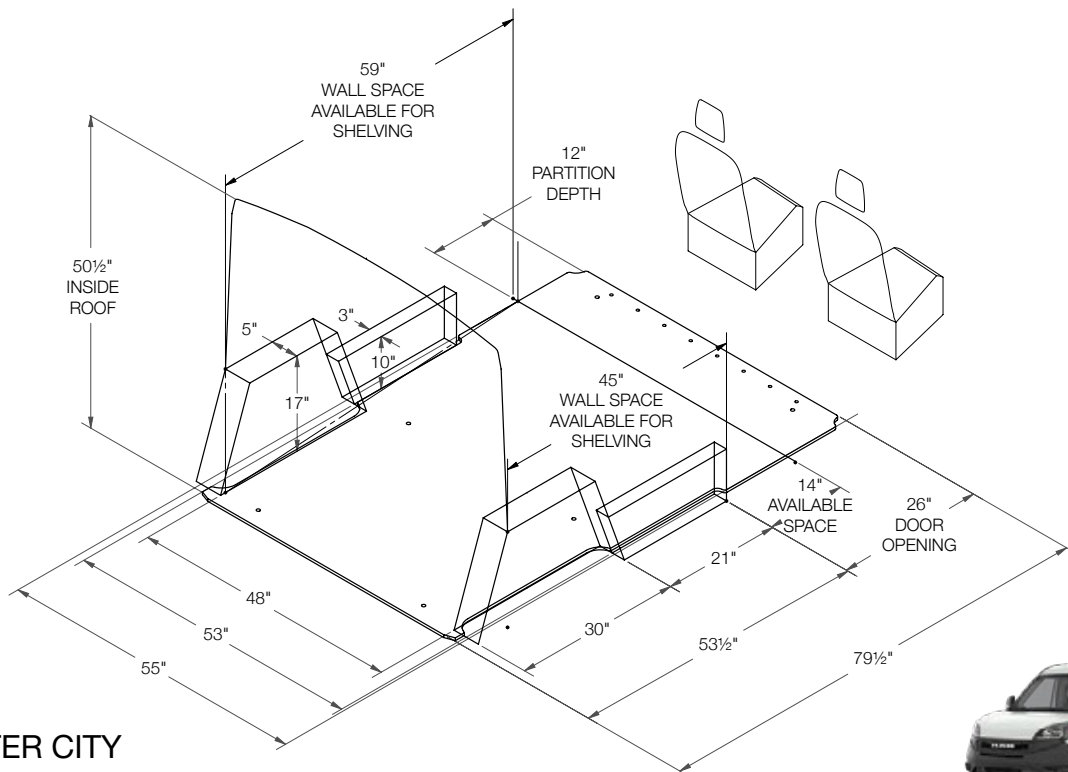
RAM PROMASTER

Long 159" Wheelbase



RAM PROMASTER

Extended 159" Wheelbase




RAM PROMASTER CITY

Standard 122" Wheelbase



FLOORS

Impact and puncture resistant floors preserve the cargo van interior



EFFICIENCY

Incorporated mounting tracks for most Ranger Design products.



PROTECTION

Rigid floor covering protects cargo van floors from impact damage and scratches.



SAFETY

Extruded aluminum joints where floor pieces meet.

FLOORS

CHEVROLET

EXPRESSP. 24

FORD

TRANSIT P. 24

TRANSIT CONNECT P. 25

GMC

SAVANA P. 25

MERCEDES-BENZ

SPRINTER. P. 25

NISSAN

NV. P. 26

NV200. P. 26

RAM

PROMASTER P. 26


PROMASTER CITY P. 26

- › Easy to install with integrated mounting tracks
- › Compatible with Ranger Design's shelving packages
- › Custom fit for almost all vans
- › Includes aluminum sills at the side and rear doors
- › No thermal expansion
- › Much safer due to load distribution
- › Quieter ride – reduces noise for the cargo area
- › 3 year warranty

IT'S MORE
THAN A
FLOOR!




CHEVROLET
EXPRESS



6540-GSR

Chevrolet Express Floor

Marine-Grade Plywood	
135"	
74 lbs	
1 hr	
Yes	




6540-GSX

Chevrolet Express Floor

Marine-Grade Plywood	
155" Ext.	
89 lbs	
1 hr	
Yes	




FORD
TRANSIT



6540-FTS

Ford Transit Floor


Marine-Grade Plywood	
130"	
70 lbs	
1 hr	
Yes	



6540-FTL

Ford Transit Floor

Marine-Grade Plywood	
148"	
88 lbs	
1 hr	
Yes	



6540-FTX

Ford Transit Floor

Marine-Grade Plywood	
148" Ext.	
109 lbs	
1.3 hrs	
Yes	





FORD TRANSIT CONNECT ▶



6540-FCS

Ford Transit Connect Floor

Marine-Grade Plywood

105"

33 lbs

0.7 hr

Yes



6540-FCL

Ford Transit Connect Floor

Marine-Grade Plywood

120.5"

42 lbs

0.7 hr


Yes

Impact
and puncture
resistant floors
preserve the cargo
van interior

Incorporated
mounting tracks
means easy install
for most Ranger
Design products.



GMC SAVANA ▶



6540-GSR

GMC Savana Floor


Marine-Grade Plywood

135"

74 lbs

1 hr

Yes



6540-GSX

GMC Savana Floor

Marine-Grade Plywood

155"


89 lbs

1 hr

Yes



MERCEDES-BENZ SPRINTER ▶



6540-DR

Mercedes-Benz Sprinter Floor

Marine-Grade Plywood

144"

86 lbs


1 hr

Yes



FLOORS

FLOORS



6540-NV

Nissan NV Floor

Marine-Grade Plywood


146"

73 lbs

1 hr

Yes

NISSAN
NV



6540-NS

Nissan NV200 Floor

Marine-Grade Plywood


115"

43 lbs

1 hr

Yes

NISSAN
NV200



6540-PS

RAM ProMaster Floor

Marine-Grade Plywood


118"

71 lbs

1 hr

Yes

RAM
PROMASTER



6540-PM

RAM ProMaster Floor


Marine-Grade Plywood

136"

83 lbs

1 hr

Yes



6540-PL

RAM ProMaster Floor


Marine-Grade Plywood

159"

100 lbs

1 hr

Yes



6540-PX

RAM ProMaster Floor


Marine-Grade Plywood

159" Ext.

112 lbs

1.3 hrs

Yes



6540-PC

RAM ProMaster City Floor

Marine-Grade Plywood

122"

46 lbs

0.7 hr

Yes

RAM
PROMASTER CITY



Safer due to the integrated track, improved load distribution and noise reduction.

IT'S MORE THAN A FLOOR

Ranger Design's unique flooring system with integrated aluminum mounting tracks provides a flush surface, making it easy to install a variety of Ranger Design shelving, equipment and accessories.

Ranger Design's custom-fit rigid flooring system is available for most service vans. Designed to provide added safety and a quieter ride. The floors are also impact and puncture resistant giving your van a professional look. Unique benefits of these flooring products include:

- **Economical** – because the flooring has integrated mounting tracks for the price of a regular floor
- **Safer** – due to the integrated track, improved load distribution and noise reduction
- **Improved van resale value** – durable professional looking and protects the vehicle
- **Efficient** – 3 panel floor installed in 45 minutes by one person and easy to maintain





SAFETY PARTITIONS

Our safety partitions protect the most important asset: you



SAFE

Designed for maximum
impact resistance.
Proven by impact testing.



EFFICIENT

1. Contoured to maintain seat travel and ensure driver comfort.
2. Contoured to capitalize on cargo area floor space.



QUIET

Thickness of material
cancels vibrations.

SAFETY PARTITIONS

APPLICATION GUIDE P. 30

CHEVROLET

EXPRESS P. 32

FORD

TRANSIT P. 33

TRANSIT CONNECT P. 37

GMC

SAVANA P. 39

MERCEDES-BENZ

METRIS P. 40

SPRINTER P. 41

NISSAN

NV P. 44

NV200 P. 46

RAM

PROMASTER P. 47







PROMASTER CITY P. 48

Ranger Design safety partitions provide a solid and secure barrier between the occupants of the van and the cargo.










Built from heavy gauge steel, aluminum or thermoformed ABS and polycarbonate, these partitions are designed for maximum impact resistance and uphold a standard of safety set only by Ranger Design products.

Ranger Design partitions also provide a more comfortable environment for the driver by giving more seat travel and by not rattling as the vehicle drives down the road.

Application Guide

Type	Material	 Chevrolet Express Standard Roof	 Ford Transit Low Roof	 Ford Transit Medium Roof	 Ford Transit High Roof	 Ford Transit Connect Standard Roof	 GMC Savana Standard Roof
Contoured safety partition	Aluminum	3010-GS P. 32	3010-FTL P. 33	3010-FTM P. 34	3010-FTH P. 33	3010-TC P. 37	3010-GS P. 39
Contoured safety partition	Composite	—	—	—	—	—	—
Contoured safety partition	Steel	C12-H P. 32	C12-FTL P. 35	—	—	C12-E P. 38	C12-H P. 39
Contoured safety partition with perforated window	Steel	C10-H P. 32	C10-FTL P. 35	—	—	C10-E P. 38	C10-H P. 39
Contoured safety partition with tempered glass window	Aluminum	3020-GS P. 32	3020-FTL P. 34	3020-FTM P. 34	3020-FTH P. 34	3020-TC P. 37	3020-GS P. 39
Contoured Wire mesh partition	Steel	—	—	—	—	C13-E P. 38	—
Max view contoured safety partition	Composite	—	3320-FTL P. 35	—	—	3320-TC P. 38	—
Mid position straight safety partition	Aluminum	—	—	—	—	—	—
Mid position straight safety partition with tempered glass window	Aluminum	—	—	—	—	—	—
Single side straight partition	Aluminum	—	—	—	—	—	—
Straight partition with perforated window, no access	Steel	C20-GS P. 32	C20-FTL P. 36	C20-FTM P. 36	C20-FTH P. 36	—	C20-GS P. 39
Straight partition with perforated window, swing door	Steel	C30-GS P. 33	C30-FTL P. 37	C30-FTM P. 37	C30-FTH P. 37	—	C30-GS P. 40
Straight partition with tempered glass window, sliding door	Aluminum	—	—	3068-FTM P. 34	3068-FTH P. 34	—	—
Straight walk through partition	Aluminum	—	—	—	—	—	—
Straight walk through partition	Steel	C24-GS P. 33	C24-FTL P. 36	C24-FTM P. 36	C24-FTH P. 36	—	C24-GS P. 40

SAFETY PARTITIONS

 Mercedes-Benz Metris Standard Roof	 Mercedes-Benz Sprinter Low Roof	 Mercedes-Benz Sprinter High Roof	 Nissan NV Low Roof	 Nissan NV High Roof	 Nissan NV200 Standard Roof	 Ram ProMaster Standard Roof	 Ram ProMaster High Roof	 Ram ProMaster City Standard Roof
–	3010-DL P. 41	3010-DH P. 41	3010-NL P. 44	3010-NH P. 44	3010-NS P. 46	3010-RP P. 47	3010-RP P. 47	3010-PC P. 48
–	–	–	–	–	–	–	–	3310-PC P. 49
–	–	–	–	–	C12-W P. 47	–	–	C12-PC P. 49
C10-MM P. 40	–	–	–	–	C10-W P. 47	–	–	C10-PC P. 49
–	3020-DL P. 42	3020-DH P. 41	3020-NL P. 45	3020-NH P. 45	3020-NS P. 46	3020-RP P. 47	3020-RP P. 47	3020-PC P. 49
C13-MM P. 41	–	–	–	–	C13-W P. 47	–	–	C13-PC P. 49
3320-MM P. 40	–	–	–	–	–	–	–	3320-PC P. 49
–	–	3015-DH P. 41	–	–	–	–	–	–
–	–	3025-DH P. 42	–	–	–	–	–	–
–	3060-DL P. 42	3060-DH P. 42	–	–	–	–	–	–
–	C20-DL P. 43	C20-DH P. 43	C20-NL P. 45	C20-NH P. 45	–	C20-X P. 48	C20-X P. 48	–
–	C30-DL P. 44	C30-DH P. 43	C30-NL P. 46	C30-NH P. 46	–	C30-X P. 48	C30-X P. 48	–
–	3068-DL P. 43	3068-DH P. 42	–	–	–	3068-RP P. 48	3068-RP P. 48	–
–	–	3064-DH P. 42	–	–	–	–	–	–
–	C24-DL P. 43	C24-DH P. 43	C24-NL P. 45	C24-NH P. 45	–	C24-X P. 48	C24-X P. 48	–

SAFETY PARTITIONS



CHEVROLET EXPRESS



3010-GS

Chevrolet Express
Contoured safety partition


Aluminum	
Standard Roof	
47 lbs	
1 hr	
Yes	
5.56"	



3020-GS

Chevrolet Express
Contoured safety partition with
tempered glass window


Aluminum	
Standard Roof	
49 lbs	
1 hr	
No	
5.56"	



C10-H

Chevrolet Express
Contoured safety partition
with perforated window


Steel	
Standard Roof	
58 lbs	
1 hr	
Yes	
5.56"	



C12-H

Chevrolet Express
Contoured safety partition

Steel	
Standard Roof	
53 lbs	
1 hr	
No	
5.56"	



C20-GS


Chevrolet Express
Straight partition with perforated
window, no access

Steel	
Standard Roof	
61 lbs	
1.5 hr	
Yes	
6.75"	



C24-GS
Chevrolet Express
Straight walk through partition

Steel	
Standard Roof	
46.5 lbs	
1 hr	
Yes	
6.75"	



C30-GS
Chevrolet Express
Straight partition with perforated window, swing door

Steel	
Standard Roof	
63.2 lbs	
1 hr	
Yes	
6.75"	



3068-FTM Straight partition with tempered glass window, sliding door



**FORD
TRANSIT**



3010-FTH
Ford Transit
Contoured safety partition

Aluminum	
High Roof	
57 lbs	
1 hr	
Yes	
8.32"	



3010-FTL
Ford Transit
Contoured safety partition

Aluminum	
Low Roof	
46 lbs	
1 hr	
Yes	
7.16"	

SAFETY PARTITIONS



3010-FTM

Ford Transit
Contoured safety partition

Aluminum

Medium Roof

52 lbs

1 hr

Yes

8.32"



3020-FTH

Ford Transit
Contoured safety partition with
tempered glass window

Aluminum

High Roof

66 lbs

1 hr

Yes

8.32"



3020-FTL

Ford Transit
Contoured safety partition with
tempered glass window

Aluminum

Low Roof

48 lbs

1 hr

Yes

7.16"



3020-FTM

Ford Transit
Contoured safety partition with
tempered glass window

Aluminum

Medium Roof

52 lbs

1 hr

Yes

8.32"



3068-FTH

Ford Transit
Straight partition with tempered
glass window, sliding door

Aluminum

High Roof

77 lbs

1.5 hrs

Yes

6.29"



3068-FTM

Ford Transit
Straight partition with tempered
glass window, sliding door

Aluminum

Medium Roof

84.2 lbs

1.5 hrs

Yes

6.29"



3320-FTL

Ford Transit
Max View contoured safety partition

Composite	
Low Roof	
50 lbs	
1.5 hr	
Yes	
8"	



C10-FTL

Ford Transit
Contoured safety partition with perforated window

Steel	
Low Roof	
66 lbs	
1 hr	
Yes	
7.11"	



C12-FTL

Ford Transit
Contoured safety partition

Steel	
Low Roof	
64 lbs	
1 hr	
Yes	
7.11"	

MAX VIEW SAFETY PARTITION

The Ranger Design Max View gives you 180 degree rear visibility into the cargo area – giving you the safety and comfort you deserve

This state-of-the-art composite van partition provides unmatched protection with lightweight material. Built from thermoformed ABS and polycarbonate, it is engineered to resist maximum impact. With a snug fit and rattle-free construction, it gives you:

- Ergonomic cabin comfort
- 180-degree rear visibility
- Airtight climate control



SAFETY PARTITIONS



C20-FTH

Ford Transit

Straight partition with perforated window, no access

Steel

High Roof

92.1 lbs

1 hr

Yes

4.76"



C20-FTL

Ford Transit

Straight partition with perforated window, no access

Steel

Low Roof

64 lbs

1 hr

Yes

4.25"



C20-FTM

Ford Transit

Straight partition with perforated window, no access

Steel

Medium Roof

77 lbs

1 hr

Yes

4.76"



C24-FTH

Ford Transit

Straight walk through partition

Steel

High Roof

65 lbs

1.2 hrs

Yes

4.76"



C24-FTL

Ford Transit

Straight walk through partition

Steel

Low Roof

48 lbs

1.2 hrs

Yes

4"



C24-FTM

Ford Transit

Straight walk through partition

Steel

Medium Roof

58 lbs

1.2 hrs

Yes

4.76"



C30-FTH

Ford Transit

Straight partition with perforated window, swing door

Steel	
High Roof	
86 lbs	
1.5 hrs	
Yes	
4.96"	




C30-FTL

Ford Transit

Straight partition with perforated window, swing door

Steel	
Low Roof	
68 lbs	
1.5 hrs	
Yes	
4.61"	



C30-FTM

Ford Transit

Straight partition with perforated window, swing door

Steel	
Medium Roof	
79 lbs	
1.5 hrs	
Yes	
4.96"	



FORD
TRANSIT CONNECT




3010-TC

Ford Transit Connect

Contoured safety partition

Aluminum	
Standard Roof	
39.75 lbs	
1 hr	
Yes	
10.75"	



3020-TC

Ford Transit Connect

Contoured safety partition with tempered glass window

Aluminum	
Standard Roof	
42 lbs	
1 hr	
Yes	
10.75"	

SAFETY PARTITIONS

PARTITIONS



3320-TC

Ford Transit Connect
Max View contoured safety partition

Composite

Standard Roof
36 lbs
1 hr
Yes
8.4"



C10-E

Ford Transit Connect
Contoured safety partition
with perforated window

Steel

Standard Roof
53 lbs
1 hr
Yes
10.5"



C12-E

Ford Transit Connect
Contoured safety partition

Steel

Standard Roof
55 lbs
1 hr
Yes
10.5"



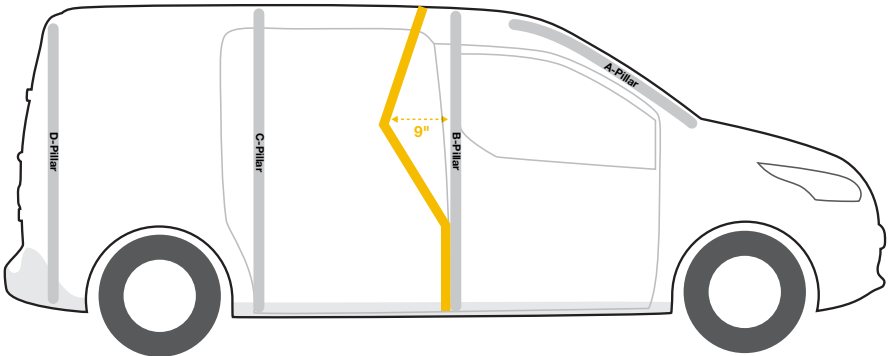
C13-E

Ford Transit Connect
Contoured wire mesh partition

Steel

Standard Roof
37 lbs
0.7 hr
Yes
10.5"

SETBACK FROM B PILLAR










GMC
SAVANA









3010-GS
GMC Savana
Contoured safety partition

Aluminum	
 Standard Roof	
 47 lbs	
 1 hr	
 Yes	
 5.56"	








3020-GS
GMC Savana
Contoured safety partition with
tempered glass window

Aluminum	
 Standard Roof	
 49 lbs	
 1 hr	
 No	
 5.56"	









C10-H
GMC Savana
Contoured safety partition
with perforated window

Steel	
 Standard Roof	
 58 lbs	
 1 hr	
 Yes	
 5.56"	








C12-H
GMC Savana
Contoured safety partition

Steel	
 Standard Roof	
 53 lbs	
 1 hr	
 No	
 5.56"	



C20-GS
GMC Savana
Straight partition with perforated
window, no access

Steel	
 Standard Roof	
 61 lbs	
 1.5 hr	
 Yes	
 6.75"	

SAFETY PARTITIONS

PARTITIONS




C24-GS

GMC Savana
Straight walk through partition

Steel

	Standard Roof
	46.5 lbs
	1 hr
	Yes
	6.75"



C30-GS

GMC Savana
Straight partition with perforated window, swing door

Steel

	Standard Roof
	63.2 lbs
	1 hr
	Yes
	6.75"



3010-GS Contoured safety partition for GMC Savana



3320-MM

Mercedes-Benz Metris
Max View contoured safety partition

Composite

	Standard Roof
	48 lbs
	1.2 hrs
	Yes
	9"



C10-MM


Mercedes-Benz Metris
Contoured safety partition with perforated window

Steel

	Standard Roof
	62 lbs
	1 hr
	Yes
	11"



MERCEDES-BENZ METRIS



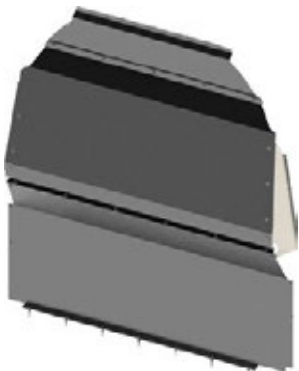
C13-MM

Mercedes-Benz Metris
Contoured wire mesh partition

Steel	
Standard Roof	
37 lbs	
1.2 hrs	
Yes	
11"	




MERCEDES-BENZ
SPRINTER



3010-DH

Mercedes-Benz Sprinter
Contoured safety partition

Aluminum	
High Roof	
59 lbs	
1.2 hrs	
Yes	
5.5"	



3010-DL

Mercedes-Benz Sprinter
Contoured safety partition

Aluminum	
Low Roof	
57 lbs	
1.2 hrs	
No	
5.5"	



3015-DH

Mercedes-Benz Sprinter
Mid position straight safety partition

Aluminum	
High Roof	
59 lbs	
1.2 hrs	
No	
2.5"	



3020-DH

Mercedes-Benz Sprinter
Contoured safety partition with
tempered glass window

Aluminum	
High Roof	
66 lbs	
1.2 hrs	
No	
5.5"	

SAFETY PARTITIONS

PARTITIONS



3020-DL

Mercedes-Benz Sprinter
Contoured safety partition with tempered glass window

Aluminum	
Low Roof	
64 lbs	
1.2 hrs	
No	
5.5"	



3025-DH

Mercedes-Benz Sprinter
Mid position straight safety partition with tempered glass window

Aluminum	
High Roof	
66 lbs	
1.2 hrs	
No	
2.5"	



3060-DH

Mercedes-Benz Sprinter
Single side straight partition

Aluminum	
High Roof	
50 lbs	
0.7 hr	
No	
5"	



3060-DL

Mercedes-Benz Sprinter
Single side straight partition

Aluminum	
Low Roof	
20 lbs	
0.7 hr	
No	
5"	



3064-DH

Mercedes-Benz Sprinter
Straight walk through partition

Aluminum	
High Roof	
42 lbs	
1 hr	
No	
5"	



3068-DH

Mercedes-Benz Sprinter
Straight partition with tempered glass window, sliding door


Aluminum	
High Roof	
97.9 lbs	
1.5 hrs	
Yes	
8"	



3068-DL

Mercedes-Benz Sprinter
Straight partition with tempered glass window, sliding door


Aluminum	
Low Roof	
84 lbs	
1.5 hrs	
Yes	
7.25"	



C20-DH

Mercedes-Benz Sprinter
Straight partition with perforated window, no access


Steel	
High Roof	
89 lbs	
1 hr	
Yes	
7.5"	



C20-DL

Mercedes-Benz Sprinter
Straight partition with perforated window, no access


Steel	
Low Roof	
80 lbs	
1 hr	
Yes	
7.5"	



C24-DH

Mercedes-Benz Sprinter
Straight walk through partition

Steel	
High Roof	
66 lbs	
1 hr	
No	
7.5"	



C24-DL

Mercedes-Benz Sprinter
Straight walk through partition

Steel	
Low Roof	
61 lbs	
1 hr	
No	
7.5"	




C30-DH

Mercedes-Benz Sprinter
Straight partition with perforated window, swing door

Steel	
High Roof	
92 lbs	
1 hr	
No	
8"	

SAFETY PARTITIONS



C30-DL

Mercedes-Benz Sprinter

Straight partition with perforated window, swing door

Steel

Low Roof

83 lbs

1 hr

No

8"



NISSAN
NV



3010-NH

Nissan NV

Contoured safety partition

Aluminum

High Roof

64.1 lbs

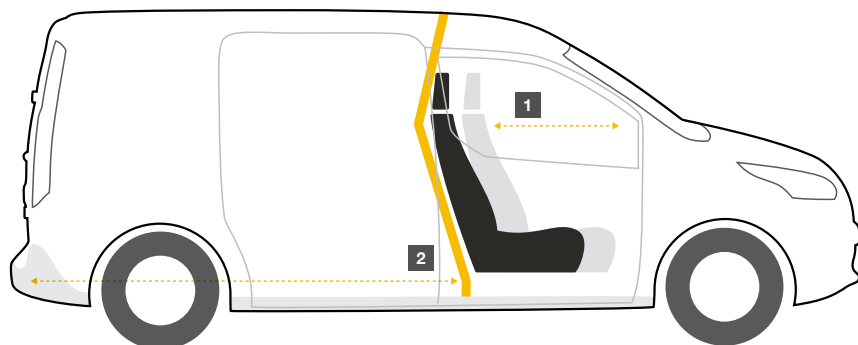
1.2 hrs

Yes

5.78"

CONTOURED SAFETY PARTITIONS

1. Contoured to maintain seat travel and ensure driver comfort.
2. Contoured to capitalize on cargo area floor space.



3010-NL

Nissan NV

Contoured safety partition

Aluminum

Low Roof

42 lbs

1 hr

Yes

5.78"



3020-NH

Nissan NV

Contoured safety partition with tempered glass window

Aluminum	
High Roof	
59 lbs	
1.2 hrs	
No	
5.78"	




3020-NL

Nissan NV

Contoured safety partition with tempered glass window

Aluminum	
Low Roof	
42 lbs	
1 hr	
No	
5.78"	



C20-NH

Nissan NV

Straight partition with perforated window, no access

Steel	
High Roof	
80 lbs	
1.5 hrs	
Yes	
5.5"	




C20-NL

Nissan NV

Straight partition with perforated window, no access

Steel	
Low Roof	
58 lbs	
1 hr	
Yes	
5.5"	



C24-NH

Nissan NV

Straight walk through partition

Steel	
High Roof	
57 lbs	
1 hr	
Yes	
5.5"	



C24-NL


Nissan NV

Straight walk through partition

Steel	
Low Roof	
43.5 lbs	
1 hr	
Yes	
5.5"	

SAFETY PARTITIONS

PARTITIONS



C30-NH

Nissan NV
Straight partition with perforated window, swing door

Steel	
High Roof	
82.5 lbs	
1.2 hr	
Yes	
5.5"	



C30-NL

Nissan NV
Straight partition with perforated window, swing door

Steel	
Low Roof	
60.5 lbs	
1 hr	
Yes	
5.5"	



3010-NL Contoured Safety Partition for Nissan NV



NISSAN
NV200



3010-NS

Nissan NV200
Contoured safety partition


Aluminum	
Standard Roof	
42 lbs	
1 hr	
Yes	
3.3"	



3020-NS

Nissan NV200
Contoured safety partition with tempered glass window

Aluminum	
Standard Roof	
33 lbs	
1 hr	
Yes	
3.5"	



C10-W

Nissan NV200
Contoured safety partition
with perforated window

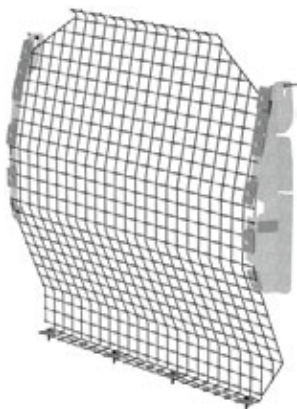
Steel	
Standard Roof	
42 lbs	
1 hr	
Yes	
3.5"	



C12-W

Nissan NV200
Contoured safety partition

Steel	
Standard Roof	
53 lbs	
1 hr	
Yes	
2.94"	



C13-W

Nissan NV200
Contoured wire mesh partition

Steel	
Standard Roof	
31.4 lbs	
0.7 hr	
Yes	
3.45"	



RAM
PROMASTER



3010-RP

Ram ProMaster
Contoured safety partition

Aluminum	
Standard / High Roof	
62.8 lbs	
1 hr	
Yes	
6.07"	



3020-RP

Ram ProMaster
Contoured safety partition with
tempered glass window

Aluminum	
Standard / High Roof	
59 lbs	
1 hr	
Yes	
6.07"	

SAFETY PARTITIONS






PARTITIONS




3068-RP

Ram ProMaster
Straight partition with tempered glass window, sliding door

Aluminum






 Standard / High Roof
 76 lbs
 1.5 hrs
 Yes
 6.26"



C20-X

Ram ProMaster
Straight partition with perforated window, no access

Steel






 Standard / High Roof
 78 lbs
 1 hr
 Yes
 6.24"




C24-X

Ram ProMaster
Straight walk through partition

Steel






 Standard / High Roof
 70 lbs
 1 hr
 Yes
 6.24"



C30-X

Ram ProMaster
Straight partition with perforated window, swing door

Steel

 Standard / High Roof
 80 lbs
 1 hr
 Yes
 6.24"








RAM
PROMASTER CITY



3010-PC

Ram ProMaster City
Contoured safety partition

Aluminum

 Standard Roof
 39 lbs
 1 hr
 Yes
 8.1"



3020-PC

Ram ProMaster City
Contoured safety partition with tempered glass window

Aluminum	
Standard Roof	
41 lbs	
1 hr	
Yes	
8.1"	



3310-PC

Ram ProMaster City
Contoured safety partition

Composite	
Standard Roof	
44 lbs	
1 hr	
No	
7.1"	



3320-PC

Ram ProMaster City
Max view contoured safety partition

Composite	
Standard Roof	
42 lbs	
1 hr	
Yes	
7.1"	



C10-PC

Ram ProMaster City
Contoured safety partition with perforated window

Steel	
Standard Roof	
63.3 lbs	
1 hr	
Yes	
8.05"	



C12-PC

Ram ProMaster City
Contoured safety partition

Steel	
Standard Roof	
86 lbs	
1 hr	
Yes	
8.05"	



C13-PC

Ram ProMaster City
Contoured wire mesh partition

Steel	
Standard Roof	
72 lbs	
1 hr	
Yes	
8.33"	



TRADE PACKAGES

Pre-engineered packages
for a broad range of trades.



CHOICE

A range of steel and aluminum packages are available for each vehicle.



TRADE SPECIFIC

Packages are created with the specific trades in mind. Optimized for maximum productivity.



PERFECT FIT

Engineered to optimize space. Layout designed to ensure that all tools are well within reach.

TRADE PACKAGES

BOX TRUCK, STEP VAN & TRAILER P. 52

CHEVROLET

EXPRESS P. 59

FORD

TRANSIT P. 66

TRANSIT CONNECT P. 80

GMC

SAVANA P. 87

MERCEDES-BENZ

METRIS P. 94

SPRINTER P. 101

NISSAN

NV P. 112

NV200 P. 119

RAM

PROMASTER P. 126

PROMASTER CITY P. 133

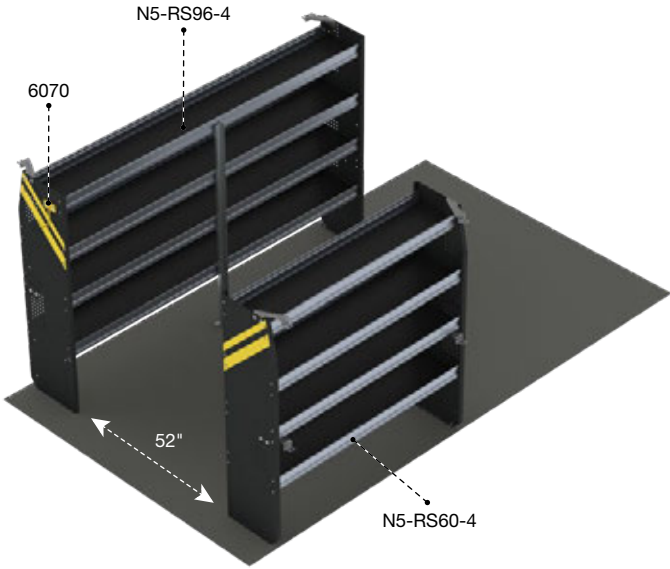
Get more out of your work van: Ranger Design packages are designed specifically with your trade in mind. Our aim is to ensure that your most frequently used tools and equipment are well within reach.

Do you see a way that we can improve our packages? We appreciate your feedback! Contact our customer service team at **1-800-565-5321**.











PACKAGES




BTS-10
CONTRACTOR







 Steel	 Short 10+	 High Roof
 211 lbs	 2.8 hrs	 Yes

Qty	Part	Description
1	6070	6" Hook, 3" opening, painted
1	N5-RS60-4	Steel shelving unit for high roof van, 14" D x 60" W x 62" H
1	N5-RS96-4	Steel shelving unit for high roof van, 14" D x 96" W x 62" H

Aisle space calculated for this package is based on an 84" wide box.



BTL-10
CONTRACTOR

 Steel	 Long 14+	 High Roof
 266 lbs	 3.8 hrs	 Yes

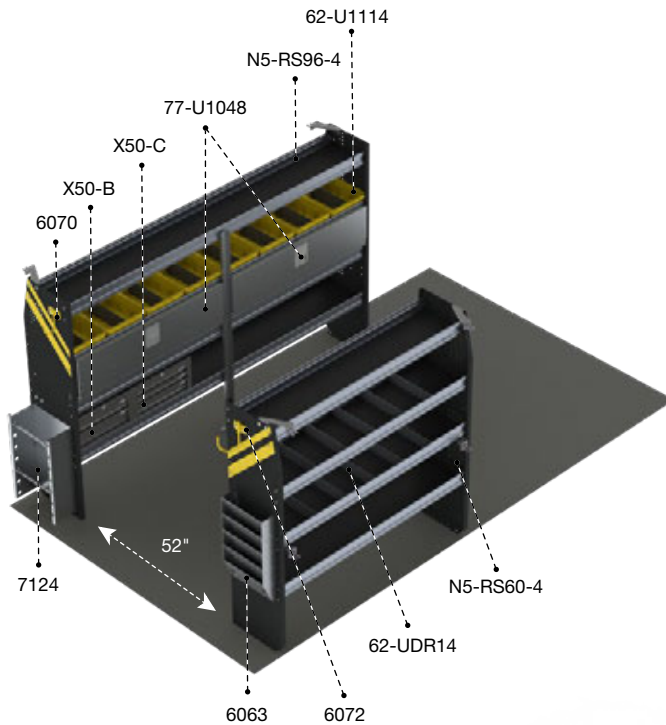
Qty	Part	Description
1	6070	6" Hook, 3" opening, painted
3	N5-RS60-4	Steel shelving unit for high roof van, 14" D x 60" W x 62" H

Aisle space calculated for this package is based on an 84" wide box.




BOX TRUCK STEP VAN & TRAILER

PACKAGES

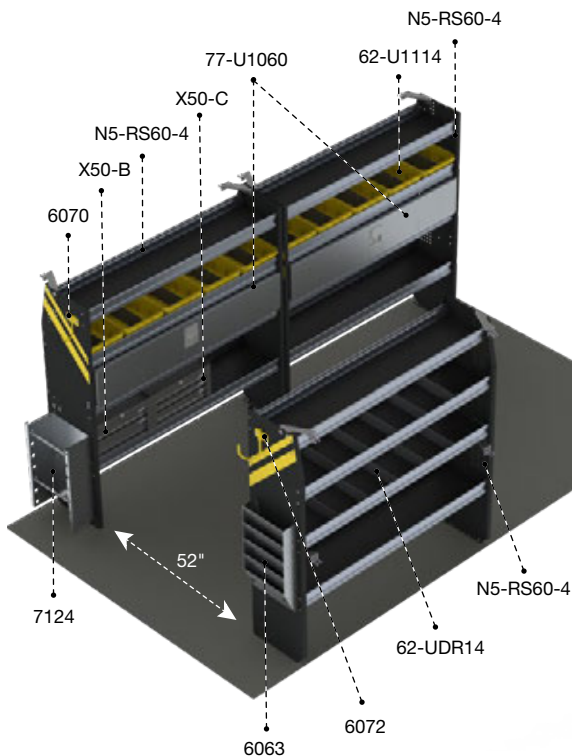


BTS-11 ELECTRICAL







	Steel		Short 10+		High Roof
	324 lbs		5.3 hrs		Yes

Qty	Part	Description
1	6063	Paper holder, extra deep, 5 slots
1	6070	6" Hook, 3" opening, painted
1	6072	8" Swivel hook, 4" opening, painted
8	62-U1114	14" Deep plastic bin
2	62-UDR14	Set of 5 dividers for a 14" shelf
1	7124	Reel holder with two 5/8" diameter rods
2	77-U1048	Adjustable shelving door unit - 45" W - for 48" & 96" shelves
1	N5-RS60-4	Steel shelving unit for high roof van, 14" D x 60" W x 62" H
1	N5-RS96-4	Steel shelving unit for high roof van, 14" D x 96" W x 62" H
1	X50-B	Compact 2-drawer unit
1	X50-C	Compact 3-drawer unit

Aisle space calculated for this package is based on an 84" wide box.

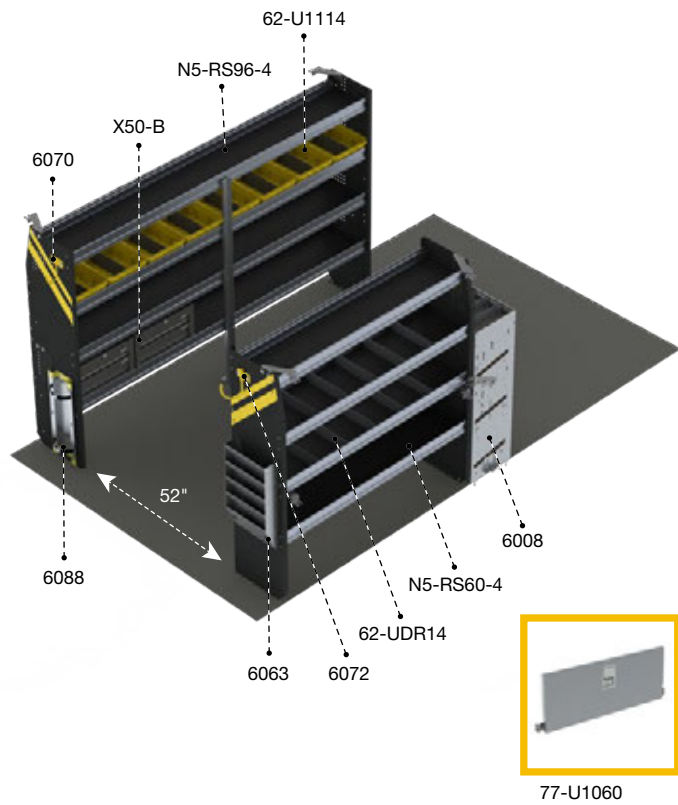


BTL-11 ELECTRICAL

	Steel		Long 14+		High Roof
	386 lbs		6.3 hrs		Yes







Qty	Part	Description
1	6063	Paper holder, extra deep, 5 slots
1	6070	6" Hook, 3" opening, painted
1	6072	8" Swivel hook, 4" opening, painted
10	62-U1114	14" Deep plastic bin
2	62-UDR14	Set of 5 dividers for a 14" shelf
1	7124	Reel holder with two 5/8" diameter rods
2	77-U1060	Adjustable shelving door unit - 57" W - for 60" shelves
3	N5-RS60-4	Steel shelving unit for high roof van, 14" D x 60" W x 62" H
1	X50-B	Compact 2-drawer unit
1	X50-C	Compact 3-drawer unit

Aisle space calculated for this package is based on an 84" wide box.



BTS-12

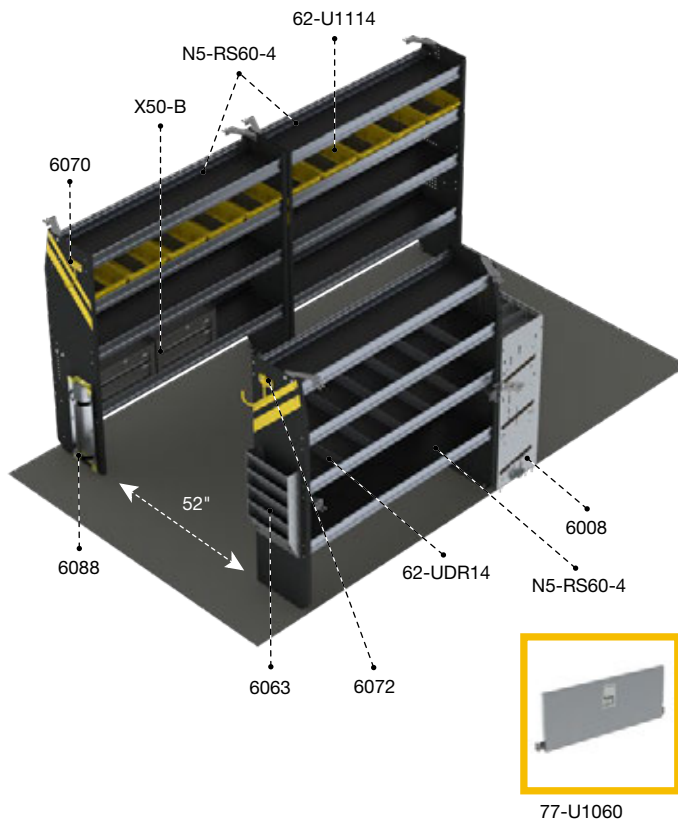
HVAC

 Steel	 Short 10+	 High Roof
 334 lbs	 5.1 hrs	 Yes

Qty	Part	Description
1	6008	3 Tier refrigerant rack for large bottles
1	6063	Paper holder, extra deep, 5 slots
1	6070	6" Hook, 3" opening, painted
1	6072	8" Swivel hook, 4" opening, painted
1	6088	Large aluminum bottle holder, with two black nylon straps
8	62-U1114	14" Deep plastic bin
2	62-UDR14	Set of 5 dividers for a 14" shelf
1	77-U1060	Adjustable shelving door unit - 57" W - for 60" shelves
1	N5-RS60-4	Steel shelving unit for high roof van, 14" D x 60" W x 62" H
1	N5-RS96-4	Steel shelving unit for high roof van, 14" D x 96" W x 62" H
2	X50-B	Compact 2-drawer unit







Aisle space calculated for this package is based on an 84" wide box.

Packages BTS-12 and BTL-12 are designed for boxes with side access. For boxes with no side access, it is recommended to reposition the 6008 bottle rack.



BTL-12

HVAC

 Steel	 Long 14+	 High Roof
 393 lbs	 6.1 hrs	 Yes

Qty	Part	Description
1	6008	3 Tier refrigerant rack for large bottles
1	6063	Paper holder, extra deep, 5 slots
1	6070	6" Hook, 3" opening, painted
1	6072	8" Swivel hook, 4" opening, painted
1	6088	Large aluminum bottle holder, with two black nylon straps
10	62-U1114	14" Deep plastic bin
2	62-UDR14	Set of 5 dividers for a 14" shelf
1	77-U1060	Adjustable shelving door unit - 57" W - for 60" shelves
3	N5-RS60-4	Steel shelving unit for high roof van, 14" D x 60" W x 62" H
2	X50-B	Compact 2-drawer unit

Aisle space calculated for this package is based on an 84" wide box.



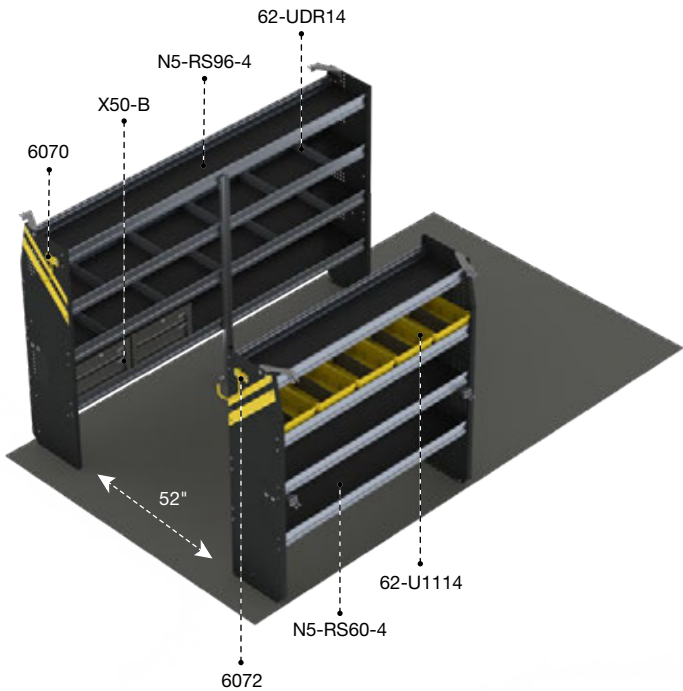
HVAC BTL-12

BOX TRUCK STEP VAN & TRAILER





PACKAGES

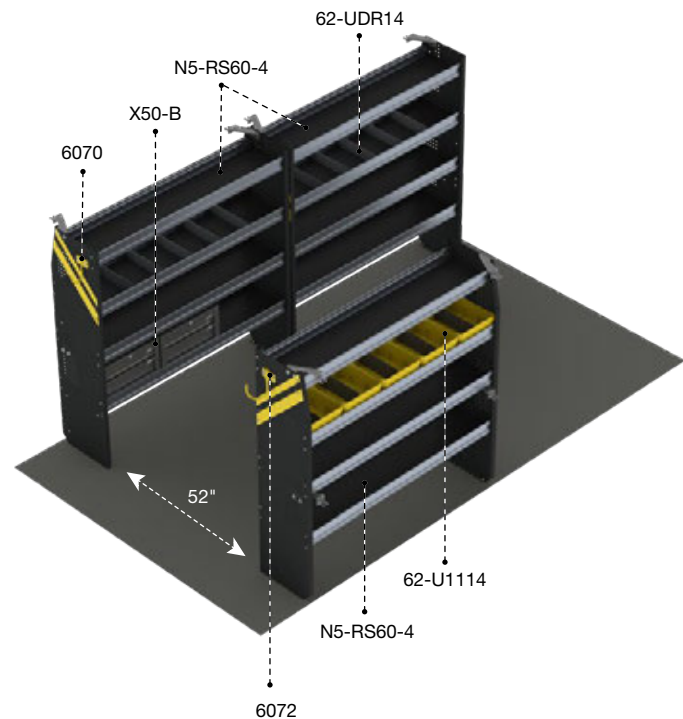


BTS-16
SERVICE





 Steel	 Short 10+	 High Roof
 281 lbs	 3.6 hrs	 Yes

Qty	Part	Description
1	6070	6" Hook, 3" opening, painted
1	6072	8" Swivel hook, 4" opening, painted
5	62-U1114	14" Deep plastic bin
2	62-UDR14	Set of 5 dividers for a 14" shelf
1	N5-RS60-4	Steel shelving unit for high roof van, 14" D x 60" W x 62" H
1	N5-RS96-4	Steel shelving unit for high roof van, 14" D x 96" W x 62" H
2	X50-B	Compact 2-drawer unit

Aisle space calculated for this package is based on an 84" wide box.



BTL-16
SERVICE

 Steel	 Long 14+	 High Roof
 336 lbs	 4.6 hrs	 Yes

Qty	Part	Description
1	6070	6" Hook, 3" opening, painted
1	6072	8" Swivel hook, 4" opening, painted
5	62-U1114	14" Deep plastic bin
2	62-UDR14	Set of 5 dividers for a 14" shelf
3	N5-RS60-4	Steel shelving unit for high roof van, 14" D x 60" W x 62" H
2	X50-B	Compact 2-drawer unit

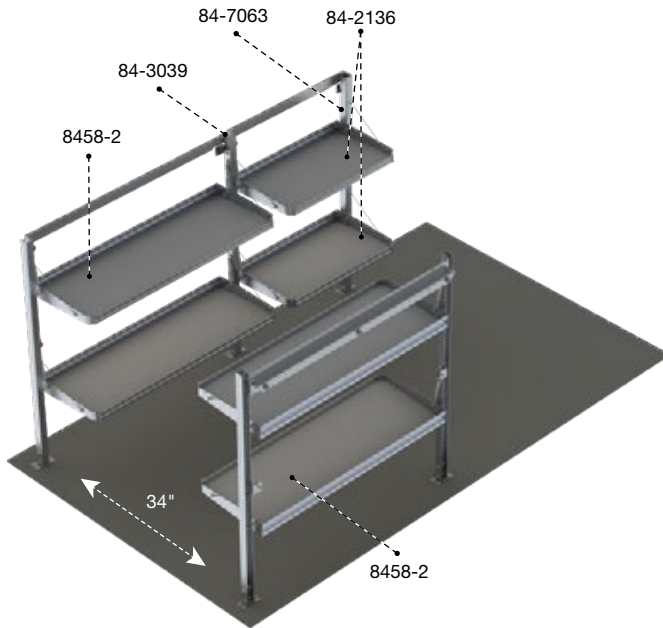
Aisle space calculated for this package is based on an 84" wide box.



BOX TRUCK STEP VAN & TRAILER

PACKAGES

PACKAGES



BTS-19 DELIVERY

Aluminum

Short 10+

High Roof

173 lbs

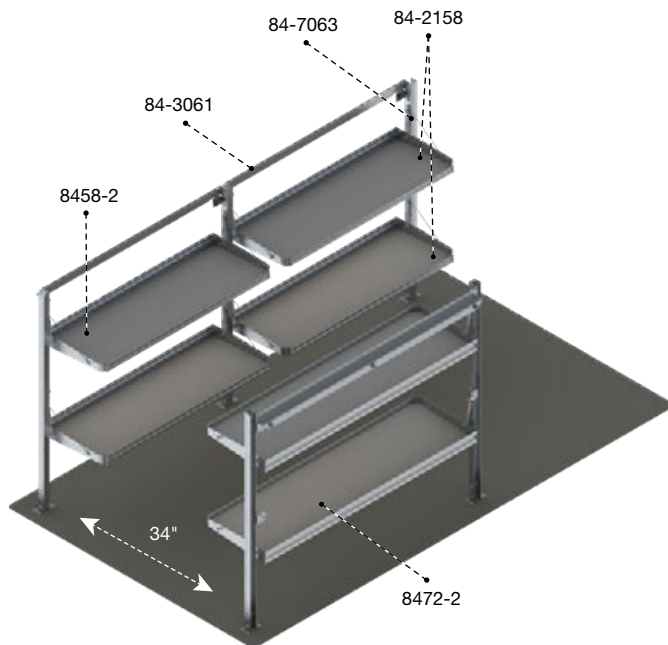
5.9 hrs

Yes

Qty	Part	Description
2	84-2136	Fold-away shelf tray with gas shocks and hardware 21" D x 36" W
1	84-3039	Mounting bar - fold-away shelving unit: 36" W
2	8458-2	Fold-away shelving unit, 2 levels, 21" D x 58" W x 63.5" H
1	84-7063	Post assembly for fold-away shelving, 63.5" H

Aisle space calculated for this package is based on an 84" wide box.

PACKAGES



BTL-19 DELIVERY

Aluminum

Long 14+

High Roof

197 lbs

6 hrs

Yes

Qty	Part	Description
2	84-2158	Fold-away shelf tray with gas shocks and hardware 21" D x 58" W
1	84-3061	Mounting bar assembly, fold-away shelving 58"
1	8458-2	Fold-away shelving unit, 2 levels, 21" D x 58" W x 63.5" H
1	84-7063	Post assembly for fold-away shelving, 63.5" H
1	8472-2	Fold-away shelving unit, 2 levels, 21" D x 72" W x 63.5" H

Aisle space calculated for this package is based on an 84" wide box.

LEGEND



Wheelbase



Roof Height



Weight



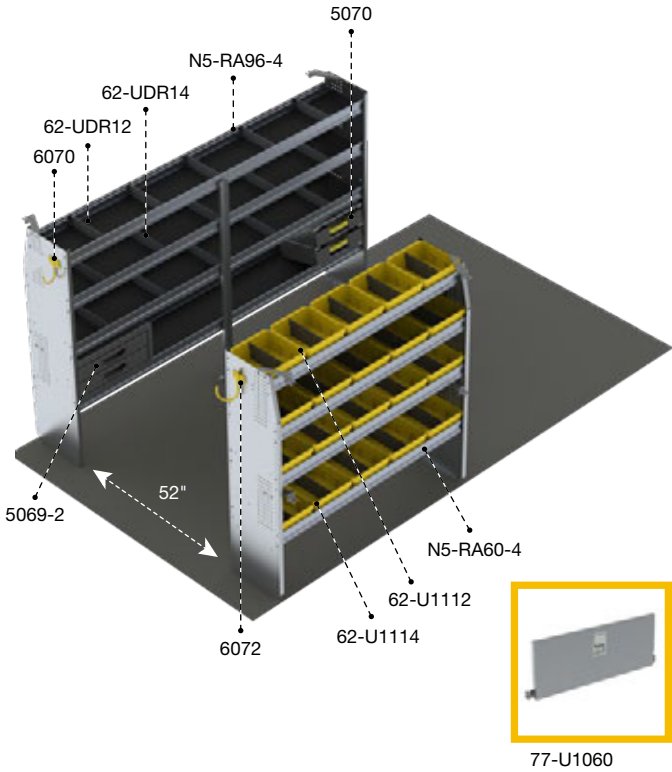
Estimated Install Time



Quickship



PACKAGES



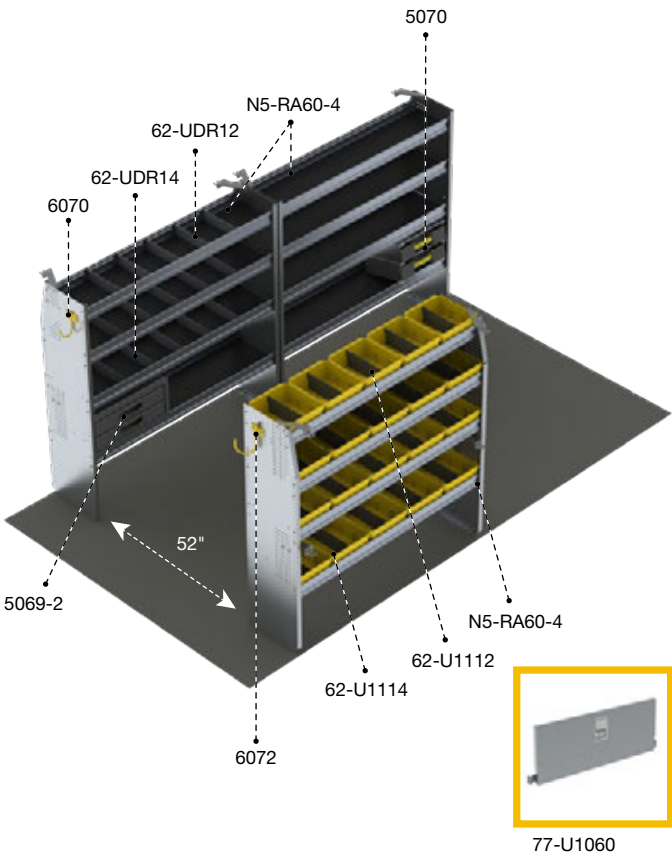
BTS-27

ALUMINUM

 Aluminum	 Short 10+	 High Roof
 293 lbs	 4.6 hrs	 Yes







Qty	Part	Description
1	5069-2	2 Drawer cabinet
2	5070	Partskeeper carry case with holder
1	6070	6" Hook, 3" opening, painted
1	6072	8" Swivel hook, 4" opening, painted
5	62-U1112	12" Deep plastic bin
15	62-U1114	14" Deep plastic bin
1	62-UDR12	Set of 5 dividers for a 12" shelf
2	62-UDR14	Set of 5 dividers for a 14" shelf
1	77-U1060	Adjustable shelving door unit - 57" W - for 60" shelves
1	N5-RA60-4	Aluminum shelving unit high roof van, 60", 14"D x 60" W x 62"H
1	N5-RA96-4	Aluminum shelving unit high roof van, 96", 14"D x 96" W x 62"H

Aisle space calculated for this package is based on an 84" wide box.



BTL-27

ALUMINUM

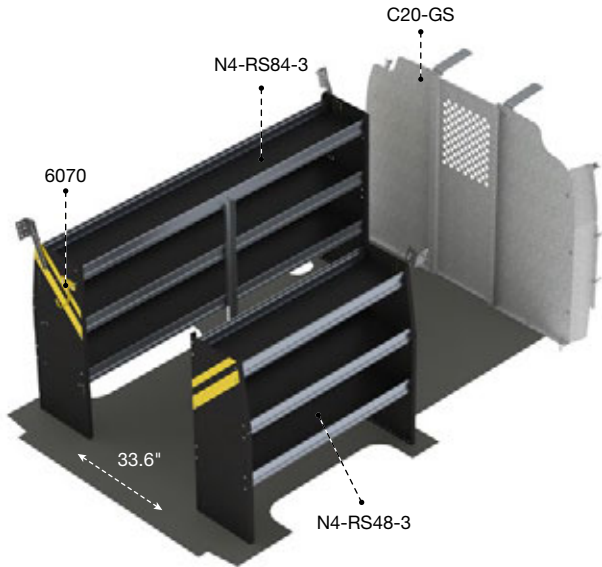
 Aluminum	 Long 14+	 High Roof
 400 lbs	 6.8 hrs	 Yes

Qty	Part	Description
1	5069-2	2 Drawer cabinet
2	5070	Partskeeper carry case with holder
1	6070	6" Hook, 3" opening, painted
1	6072	8" Swivel hook, 4" opening, painted
5	62-U1112	12" Deep plastic bin
15	62-U1114	14" Deep plastic bin
1	62-UDR12	Set of 5 dividers for a 12" shelf
2	62-UDR14	Set of 5 dividers for a 14" shelf
1	77-U1060	Adjustable shelving door unit - 57" W - for 60" shelves
3	N5-RA60-4	Aluminum shelving unit high roof van, 60", 14"D x 60" W x 62"H

Aisle space calculated for this package is based on an 84" wide box.



PACKAGES

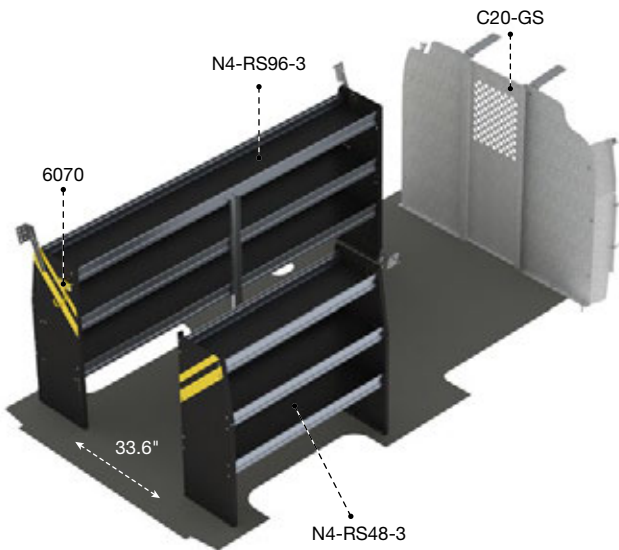


GSR-10 CONTRACTOR

Steel	135"	Standard
203 lbs	3.8 hrs	Yes

Qty	Part	Description
1	6070	6" Hook, 3" opening, painted
1	C20-GS	Straight steel partition with perforated window, no access
1	N4-RS48-3	Steel shelving unit for low roof van 14" D x 48" W x 44.5" H
1	N4-RS84-3	Steel shelving unit for low roof van 14" D x 84" W x 44.5" H

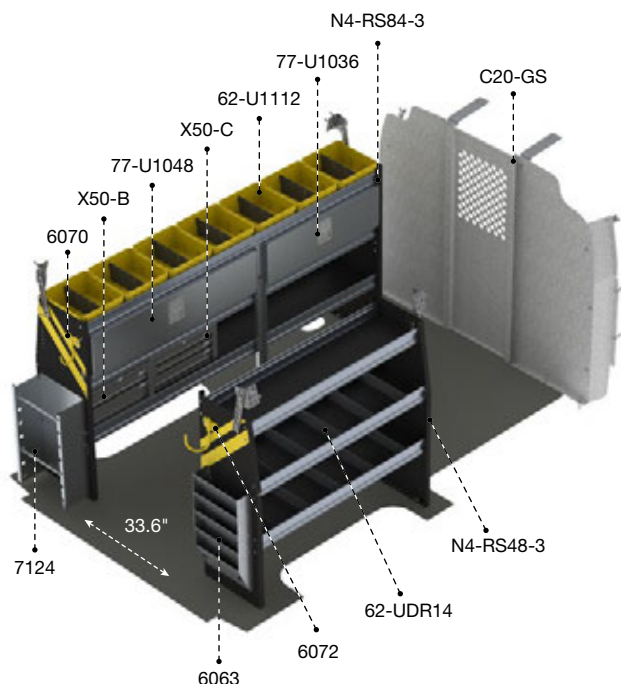
PACKAGES



GSL-10 CONTRACTOR

Steel	155"	Standard
211 lbs	3.8 hrs	Yes

Qty	Part	Description
1	6070	6" Hook, 3" opening, painted
1	C20-GS	Straight steel partition with perforated window, no access
1	N4-RS48-3	Steel shelving unit for low roof van 14" D x 48" W x 44.5" H
1	N4-RS96-3	Steel shelving unit for low roof van 14" D x 96" W x 44.5" H



GSR-11 ELECTRICAL

Steel

135"

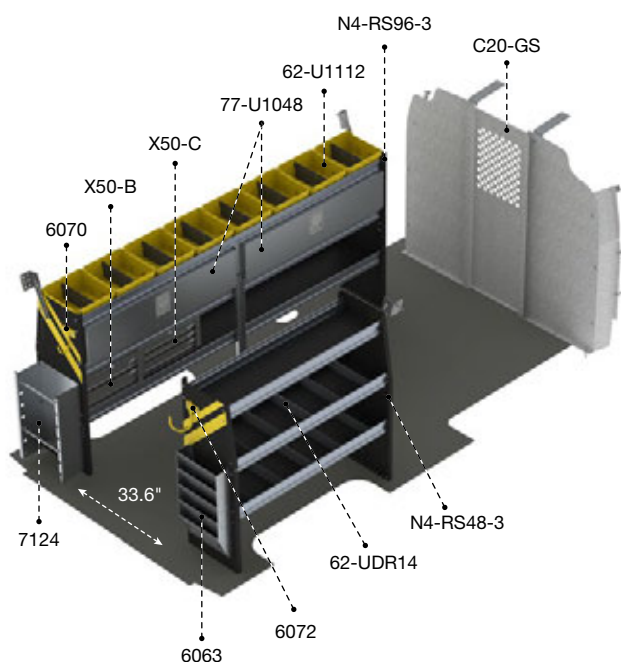
Standard

311 lbs

6.3 hrs

Yes

Qty	Part	Description
1	6063	Paper holder, extra deep, 5 slots
1	6070	6" Hook, 3" opening, painted
1	6072	8" Swivel hook, 4" opening, painted
1	7124	Reel holder with two 5/8" diameter rods
7	62-U1112	12" deep plastic bin
2	62-UDR14	Set of 5 dividers for a 14" Shelf
1	77-U1036	Adjustable shelving door unit - 33" W - for 36" & 72" shelves
1	77-U1048	Adjustable shelving door unit - 45" W - for 48" & 96" shelves
1	C20-GS	Straight steel partition with perforated window, no access
1	N4-RS48-3	Steel shelving unit for low roof van 14" D x 48" W x 44.5" H
1	N4-RS84-3	Steel shelving unit for low roof van 14" D x 84" W x 44.5" H
1	X50-B	Compact 2-drawer unit
1	X50-C	Compact 3-drawer unit



GSL-11 ELECTRICAL

Steel

155"

Standard

322 lbs

6.3 hrs

Yes

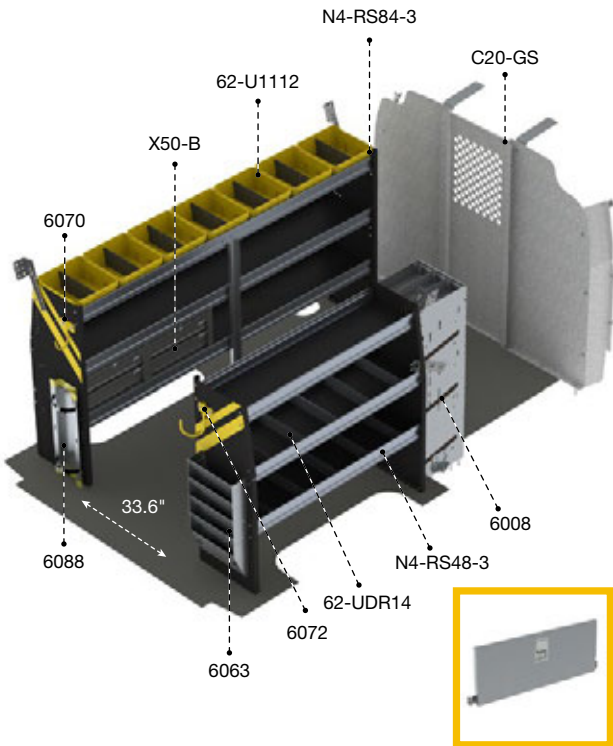
Qty	Part	Description
1	6063	Paper holder, extra deep, 5 slots
1	6070	6" Hook, 3" opening, painted
1	6072	8" Swivel hook, 4" opening, painted
1	7124	Reel holder with two 5/8" diameter rods
8	62-U1112	12" deep plastic bin
2	62-UDR14	Set of 5 dividers for a 14" Shelf
2	77-U1048	Adjustable shelving door unit - 45" W - for 48" & 96" shelves
1	C20-GS	Straight steel partition with perforated window, no access
1	N4-RS48-3	Steel shelving unit for low roof van 14" D x 48" W x 44.5" H
1	N4-RS96-3	Steel shelving unit for low roof van 14" D x 96" W x 44.5" H
1	X50-B	Compact 2-drawer unit
1	X50-C	Compact 3-drawer unit



ELECTRICAL GSR-11

CHEVROLET **EXPRESS**





77-U1048

GSR-12

HVAC

Steel

135"

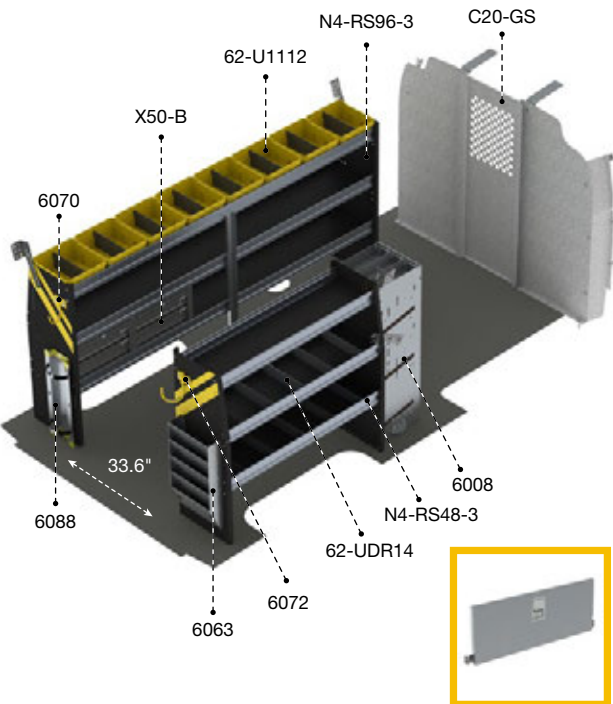
Standard

320 lbs

6.1 hrs

Yes

Qty	Part	Description
1	6008	3 Tier refrigerant rack for large bottles
1	6063	Paper holder, extra deep, 5 slots
1	6070	6" Hook, 3" opening, painted
1	6072	8" Swivel hook, 4" opening, painted
1	6088	Large aluminum bottle holder, with two black nylon straps
7	62-U1112	12" deep plastic bin
2	62-UDR14	Set of 5 dividers for a 14" Shelf
1	77-U1048	Adjustable shelving door unit - 45" W - for 48" & 96" shelves
1	C20-GS	Straight steel partition with perforated window, no access
1	N4-RS48-3	Steel shelving unit for low roof van 14" D x 48" W x 44.5" H
1	N4-RS84-3	Steel shelving unit for low roof van 14" D x 84" W x 44.5" H
2	X50-B	Compact 2-drawer unit



77-U1048

GSL-12

HVAC

Steel

155"

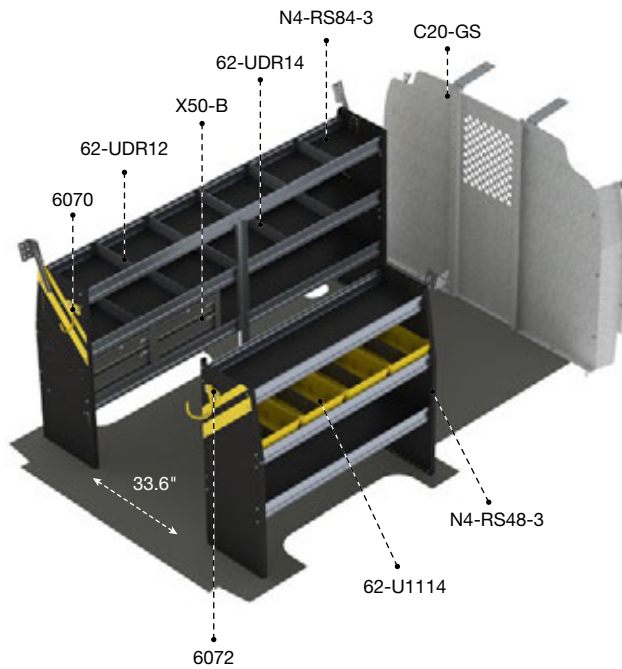
Standard

330 lbs

6.1 hrs

Yes

Qty	Part	Description
1	6008	3 Tier refrigerant rack for large bottles
1	6063	Paper holder, extra deep, 5 slots
1	6070	6" Hook, 3" opening, painted
1	6072	8" Swivel hook, 4" opening, painted
1	6088	Large aluminum bottle holder, with two black nylon straps
8	62-U1112	12" deep plastic bin
2	62-UDR14	Set of 5 dividers for a 14" Shelf
1	77-U1048	Adjustable shelving door unit - 45" W - for 48" & 96" shelves
1	C20-GS	Straight steel partition with perforated window, no access
1	N4-RS48-3	Steel shelving unit for low roof van 14" D x 48" W x 44.5" H
1	N4-RS96-3	Steel shelving unit for low roof van 14" D x 96" W x 44.5" H
2	X50-B	Compact 2-drawer unit



GSR-16 SERVICE



Steel

135"

Standard

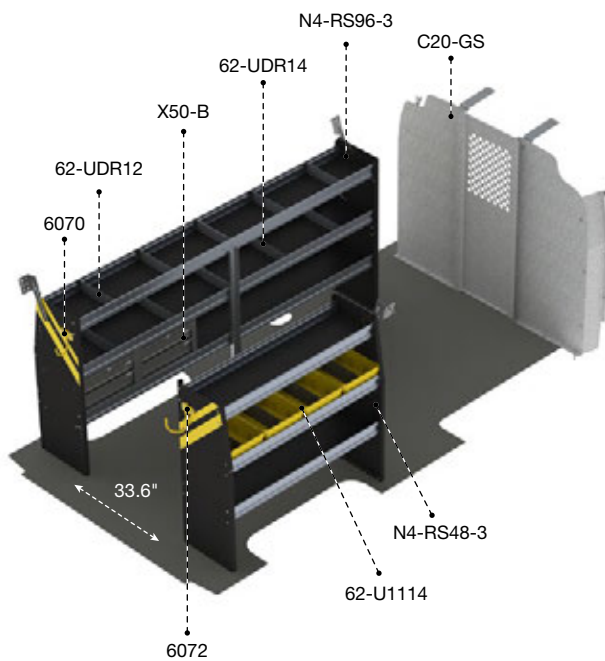


270 lbs

4.6 hrs

Yes

Qty	Part	Description
1	6070	6" Hook, 3" opening, painted
1	6072	8" Swivel hook, 4" opening, painted
4	62-U1114	14" deep plastic bin
1	62-UDR12	Set of 5 dividers for a 12" Shelf
1	62-UDR14	Set of 5 dividers for a 14" Shelf
1	C20-GS	Straight steel partition with perforated window, no access
1	N4-RS48-3	Steel shelving unit for low roof van 14" D x 48" W x 44.5" H
1	N4-RS84-3	Steel shelving unit for low roof van 14" D x 84" W x 44.5" H
2	X50-B	Compact 2-drawer unit



GSL-16 SERVICE



Steel

155"

Standard

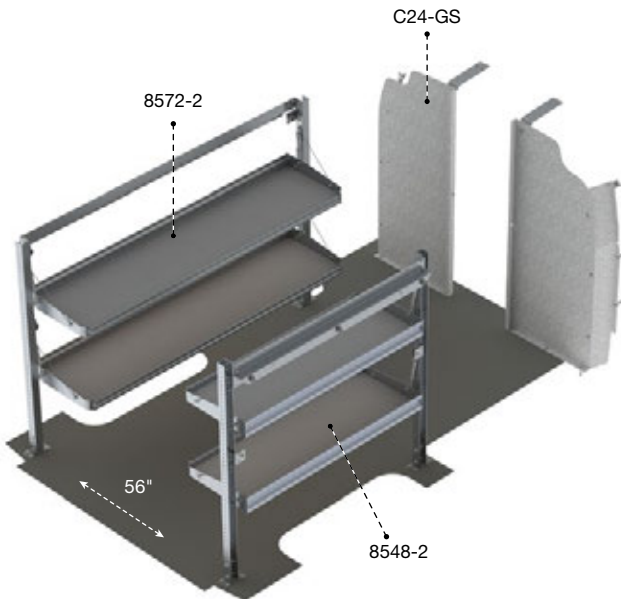


278 lbs




4.6 hrs

Yes

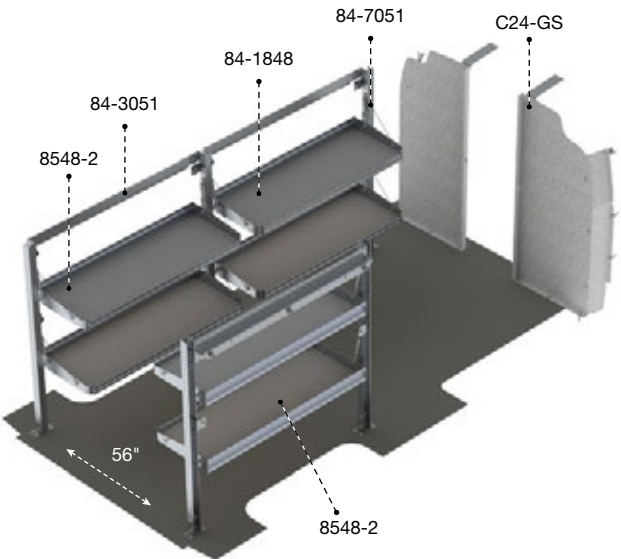
Qty	Part	Description
1	6070	6" Hook, 3" opening, painted
1	6072	8" Swivel hook, 4" opening, painted
4	62-U1114	14" deep plastic bin
1	62-UDR12	Set of 5 dividers for a 12" Shelf
1	62-UDR14	Set of 5 dividers for a 14" Shelf
1	C20-GS	Straight steel partition with perforated window, no access
1	N4-RS48-3	Steel shelving unit for low roof van 14" D x 48" W x 44.5" H
1	N4-RS96-3	Steel shelving unit for low roof van 14" D x 96" W x 44.5" H
2	X50-B	Compact 2-drawer unit






GSR-19
DELIVERY

 Aluminum	 135"	 Standard
 169 lbs	 5.6 hrs	 Yes

Qty	Part	Description
1	8548-2	Fold-away shelving unit, 2 levels, 18"D x 55" W x 53.5" H
1	8572-2	Fold-away shelving unit, 2 levels, 18"D x 79" W x 53.5" H
1	C24-GS	Straight walk through steel partition



GSL-19
DELIVERY

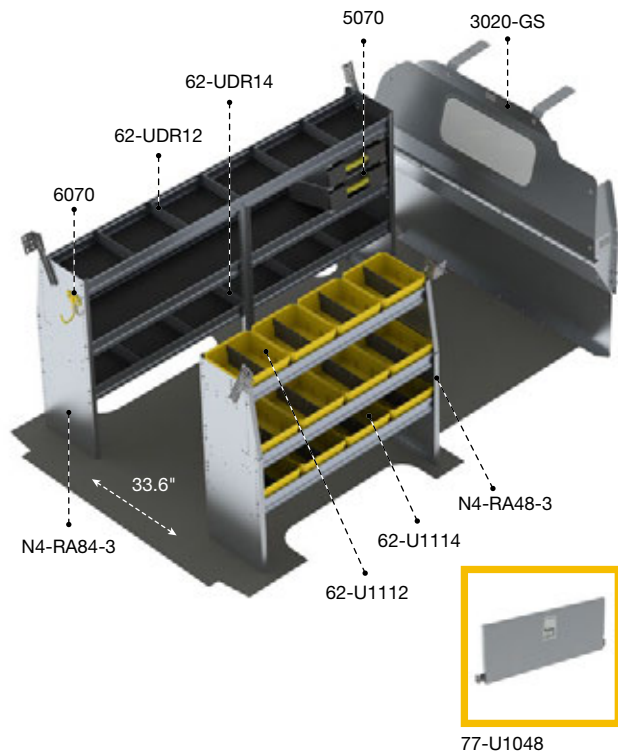
 Aluminum	 155"	 Standard
 205 lbs	 6.5 hrs	 Yes

Qty	Part	Description
2	84-1848	Fold-away shelf tray with gas shocks and hardware, 18"D x 48"W
1	84-3051	Mounting bar assembly, for fold-away shelving, 2" D x 51" W
1	84-7051	Post assembly for fold-away shelving, 2" D x 2" W x 51" H
2	8548-2	Fold-away shelving unit, 2 levels, 18"D x 55" W x 53.5" H
1	C24-GS	Straight walk through steel partition



CHEVROLET
EXPRESS

PACKAGES



GSR-27 ALUMINUM

Aluminum

135"

Standard

224 lbs

4.4 hrs

Yes

Qty	Part	Description
1	3020-GS	Countoured safety partition with tempered glass window
2	5070	Partskeeper carry case with holder
1	6070	6" Hook, 3" opening, painted
4	62-U1112	12" deep plastic bin
8	62-U1114	14" deep plastic bin
1	62-UDR12	Set of 5 dividers for a 12" Shelf
1	62-UDR14	Set of 5 dividers for a 14" Shelf
1	77-U1048	Adjustable shelving door unit - 45" W - for 48" & 96" shelves
1	N4-RA48-3	Aluminum shelving unit for low roof van 14" D x 48" W x 44.5" H
1	N4-RA84-3	Aluminum shelving unit for low roof van 14" D x 84" W x 44.5" H

GSL-27 ALUMINUM

Aluminum

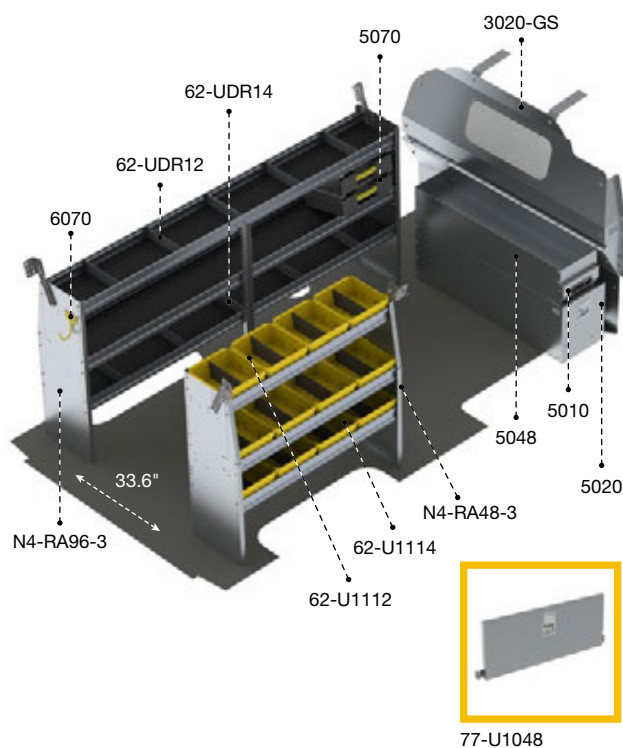
155"

Standard

339 lbs

6.1 hrs

Yes



Qty	Part	Description
1	3020-GS	Countoured safety partition with tempered glass window
1	5010	Partslider drawer 48" D
1	5020	Tool Drawer 48" D x 14" W x 16" H
1	5048	Top edge
2	5070	Partskeeper carry case with holder
1	6070	6" Hook, 3" opening, painted
4	62-U1112	12" deep plastic bin
8	62-U1114	14" deep plastic bin
1	62-UDR12	Set of 5 dividers for a 12" Shelf
1	62-UDR14	Set of 5 dividers for a 14" Shelf
1	77-U1048	Adjustable shelving door unit - 45" W - for 48" & 96" shelves
1	N4-RA48-3	Aluminum shelving unit for low roof van 14" D x 48" W x 44.5" H
1	N4-RA96-3	Aluminum shelving unit for low roof van 14" D x 96" W x 44.5" H

LEGEND



Wheelbase



Roof Height



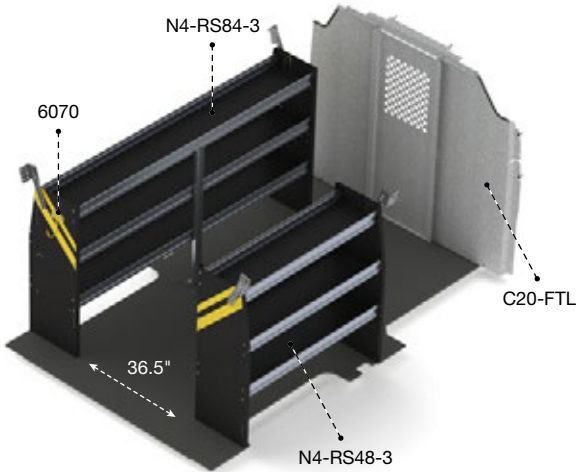
Weight



Estimated Install Time









Quickship




FTL-10

CONTRACTOR







 Steel	 130", 148"	 Low Roof
 206 lbs	 3.3 hrs	 Yes

Qty	Part #	Description
1	6070	6" Hook, 3" opening, painted
1	C20-FTL	Straight steel partition with perforated window, no access
1	N4-RS48-3	Steel shelving unit for low roof van, 14" D x 48" W x 44.5" H
1	N4-RS84-3	Steel shelving unit for low roof van, 14" D x 84" W x 44.5" H

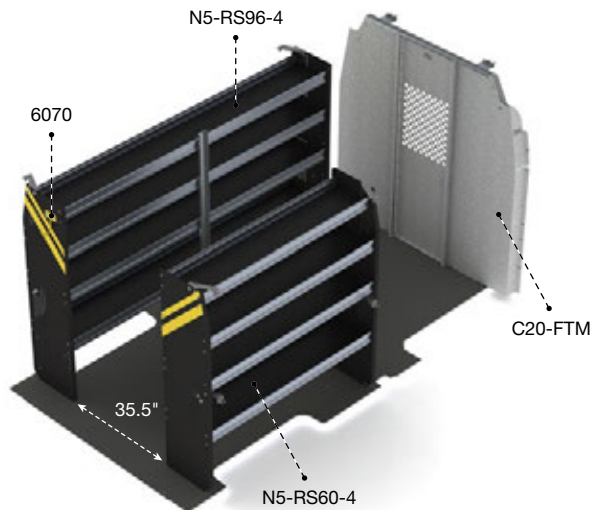


FTR-10

CONTRACTOR

 Steel	 130"	 Medium Roof
 268 lbs	 3.8 hrs	 Yes

Qty	Part #	Description
1	6070	6" Hook, 3" opening, painted
1	C20-FTM	Straight steel partition with perforated window, no access
1	N5-RS48-4	Steel shelving unit for high roof van, 14" D x 48" W x 62" H
1	N5-RS84-4	Steel shelving unit for high roof van, 14" D x 84" W x 62" H



FTM-10

CONTRACTOR



Steel

148"

Medium Roof




288 lbs

3.8 hrs

Yes

Qty	Part #	Description
1	6070	6" Hook, 3" opening, painted
1	C20-FTM	Straight steel partition with perforated window, no access
1	N5-RS60-4	Steel shelving unit for high roof van, 14" D x 60" W x 62" H
1	N5-RS96-4	Steel shelving unit for high roof van, 14" D x 96" W x 62" H



FTH-10

CONTRACTOR



Steel

148", 148" Ext.

High Roof

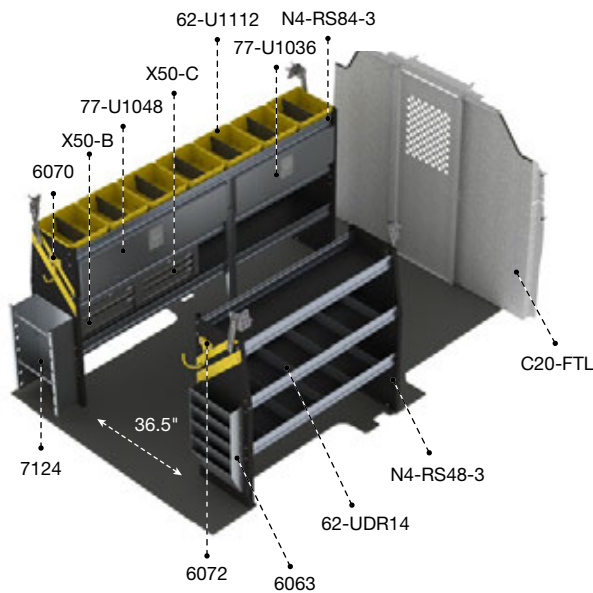


303 lbs







3.8 hrs

Yes

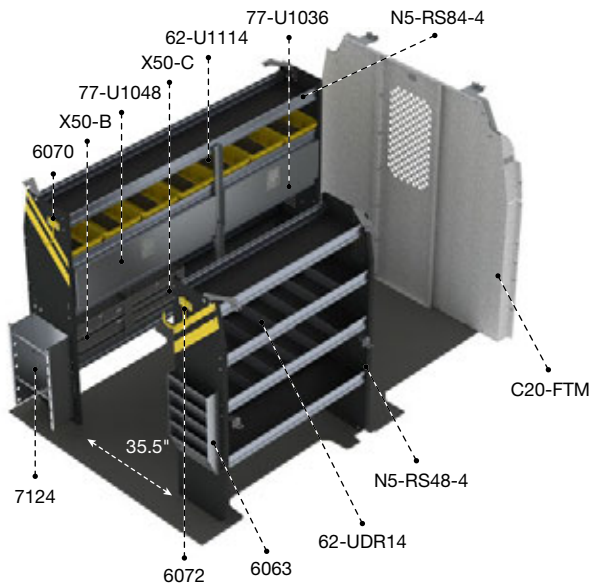
Qty	Part #	Description
1	6070	6" Hook, 3" opening, painted
1	C20-FTH	Straight steel partition with perforated window, no access
1	N5-RS60-4	Steel shelving unit for high roof van, 14" D x 60" W x 62" H
1	N5-RS96-4	Steel shelving unit for high roof van, 14" D x 96" W x 62" H



FTL-11
ELECTRICAL

 Steel	 130", 148"	 Low Roof
 314 lbs	 5.8 hrs	 Yes

Qty	Part #	Description
1	6063	Paper holder, extra deep, 5 slots
1	6070	6" Hook, 3" opening, painted
1	6072	8" Swivel hook, 4" opening, painted
7	62-U1112	12" Deep plastic bin
2	62-UDR14	Set of 5 dividers for a 14" shelf
1	7124	Reel holder with two 5/8" diameter rods
1	77-U1036	Adjustable shelving door unit - 33" W - for 36" and 72" shelves
1	77-U1048	Adjustable shelving door unit - 45" W - for 48" and 96" shelves
1	C20-FTL	Straight steel partition with perforated window, no access
1	N4-RS48-3	Steel shelving unit for low roof van, 14" D x 48" W x 44.5" H
1	N4-RS84-3	Steel shelving unit for low roof van, 14" D x 84" W x 44.5" H
1	X50-B	Compact 2-drawer unit
1	X50-C	Compact 3-drawer unit



FTR-11
ELECTRICAL

 Steel	 130"	 Medium Roof
 377 lbs	 6.3 hrs	 Yes

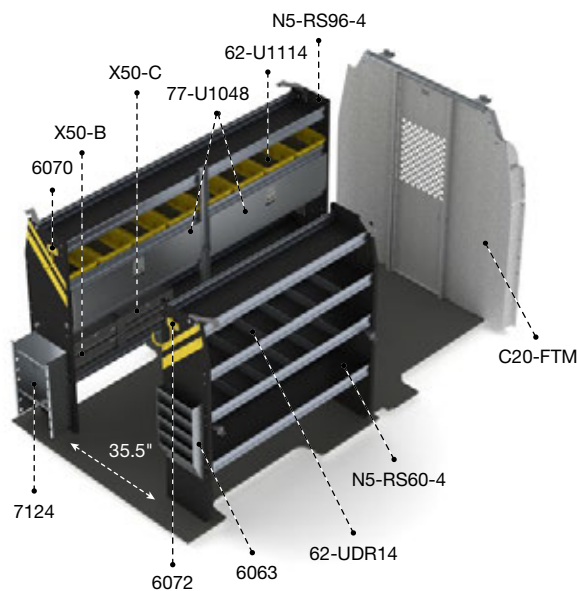
Qty	Part #	Description
1	6063	Paper holder, extra deep, 5 slots
1	6070	6" Hook, 3" opening, painted
1	6072	8" Swivel hook, 4" opening, painted
7	62-U1114	14" Deep plastic bin
2	62-UDR14	Set of 5 dividers for a 14" shelf
1	7124	Reel holder with two 5/8" diameter rods
1	77-U1036	Adjustable shelving door unit - 33" W - for 36" and 72" shelves
1	77-U1048	Adjustable shelving door unit - 45" W - for 48" and 96" shelves
1	C20-FTM	Straight steel partition with perforated window, no access
1	N5-RS48-4	Steel shelving unit for high roof van, 14" D x 48" W x 62" H
1	N5-RS84-4	Steel shelving unit for high roof van, 14" D x 84" W x 62" H
1	X50-B	Compact 2-drawer unit
1	X50-C	Compact 3-drawer unit



ELECTRICAL FTM-11

FORD TRANSIT

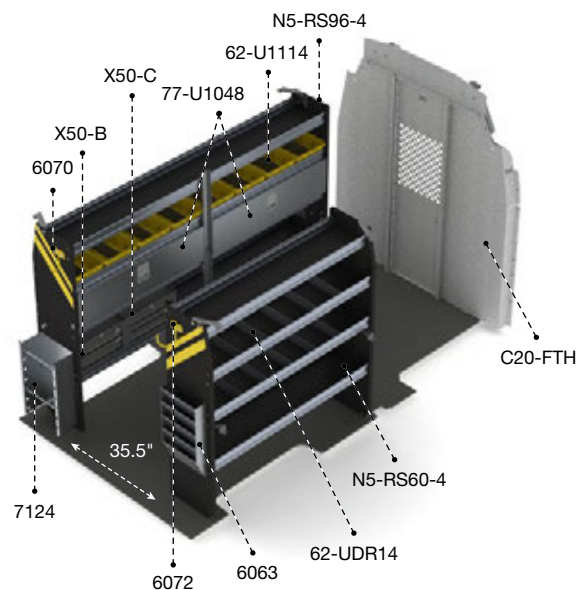




FTM-11
ELECTRICAL

	Steel		148"		Medium Roof
	401 lbs		6.3 hrs		Yes

Qty	Part #	Description
1	6063	Paper holder, extra deep, 5 slots
1	6070	6" Hook, 3" opening, painted
1	6072	8" Swivel hook, 4" opening, painted
8	62-U1114	14" Deep plastic bin
2	62-UDR14	Set of 5 dividers for a 14" shelf
1	7124	Reel holder with two 5/8" diameter rods
2	77-U1048	Adjustable shelving door unit - 45" W - for 48" and 96" shelves
1	C20-FTM	Straight steel partition with perforated window, no access
1	N5-RS60-4	Steel shelving unit for high roof van, 14" D x 60" W x 62" H
1	N5-RS96-4	Steel shelving unit for high roof van, 14" D x 96" W x 62" H
1	X50-B	Compact 2-drawer unit
1	X50-C	Compact 3-drawer unit



FTH-11
ELECTRICAL

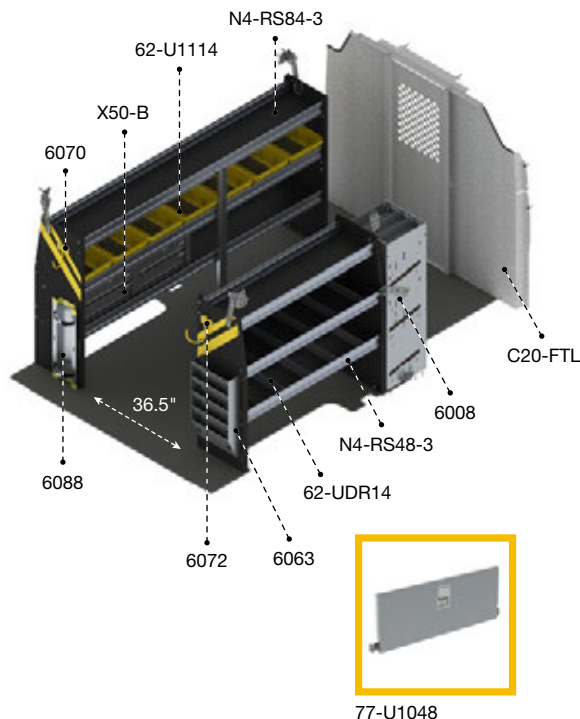
	Steel		148", 148" Ext.		High Roof
	416 lbs		6.3 hrs		Yes

Qty	Part #	Description
1	6063	Paper holder, extra deep, 5 slots
1	6070	6" Hook, 3" opening, painted
1	6072	8" Swivel hook, 4" opening, painted
8	62-U1114	14" Deep plastic bin
2	62-UDR14	Set of 5 dividers for a 14" shelf
1	7124	Reel holder with two 5/8" diameter rods
2	77-U1048	Adjustable shelving door unit - 45" W - for 48" and 96" shelves
1	C20-FTH	Straight steel partition with perforated window, no access
1	N5-RS60-4	Steel shelving unit for high roof van, 14" D x 60" W x 62" H
1	N5-RS96-4	Steel shelving unit for high roof van, 14" D x 96" W x 62" H
1	X50-B	Compact 2-drawer unit
1	X50-C	Compact 3-drawer unit



FORD
TRANSIT

PACKAGES



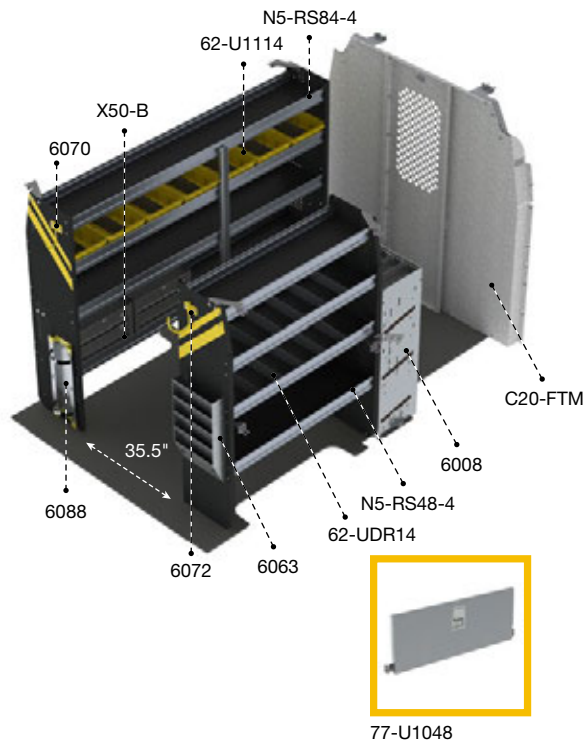
FTL-12 HVAC

	Steel		130", 148"		Low Roof
	325 lbs		5.6 hrs		Yes

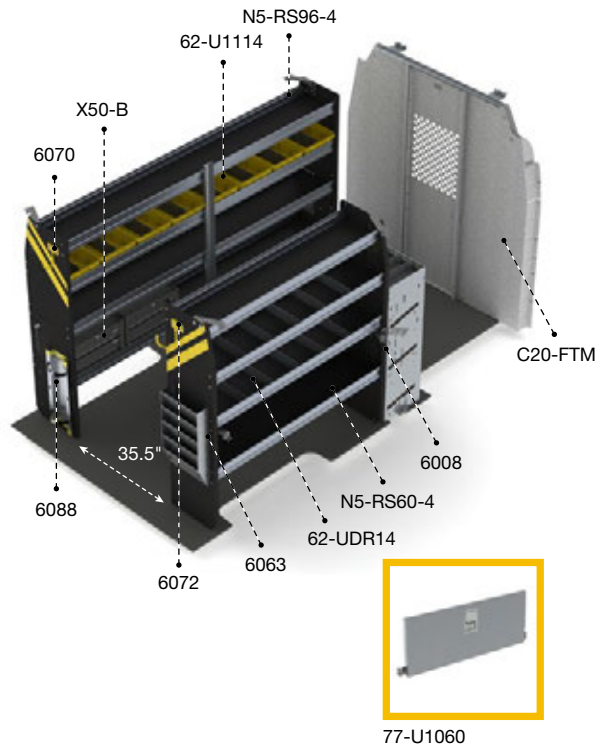
Qty	Part #	Description
1	6008	3 Tier refrigerant rack for large bottles
1	6063	Paper holder, extra deep, 5 slots
1	6070	6" Hook, 3" opening, painted
1	6072	8" Swivel hook, 4" opening, painted
1	6088	Large aluminum bottle holder, with two black nylon straps
7	62-U1114	14" Deep plastic bin
2	62-UDR14	Set of 5 dividers for a 14" shelf
1	77-U1048	Adjustable shelving door unit - 45" W - for 48" & 96" shelves
1	C20-FTL	Straight steel partition with perforated window, no access
1	N4-RS48-3	Steel shelving unit for low roof van, 14" D x 48" W x 44.5" H
1	N4-RS84-3	Steel shelving unit for low roof van, 14" D x 84" W x 44.5" H
2	X50-B	Compact 2-drawer unit

FTR-12 HVAC

	Steel		130"		Medium Roof
	387 lbs		6.1 hrs		Yes



Qty	Part #	Description
1	6008	3 Tier refrigerant rack for large bottles
1	6063	Paper holder, extra deep, 5 slots
1	6070	6" Hook, 3" opening, painted
1	6072	8" Swivel hook, 4" opening, painted
1	6088	Large aluminum bottle holder, with two black nylon straps
7	62-U1114	14" Deep plastic bin
2	62-UDR14	Set of 5 dividers for a 14" shelf
1	77-U1048	Adjustable shelving door unit - 45" W - for 48" & 96" shelves
1	C20-FTM	Straight steel partition with perforated window, no access
1	N5-RS48-4	Steel shelving unit for high roof van, 14" D x 48" W x 62" H
1	N5-RS84-4	Steel shelving unit for high roof van, 14" D x 84" W x 62" H
2	X50-B	Compact 2-drawer unit



77-U1060

FTM-12

HVAC



Steel



148"



Medium Roof



411 lbs

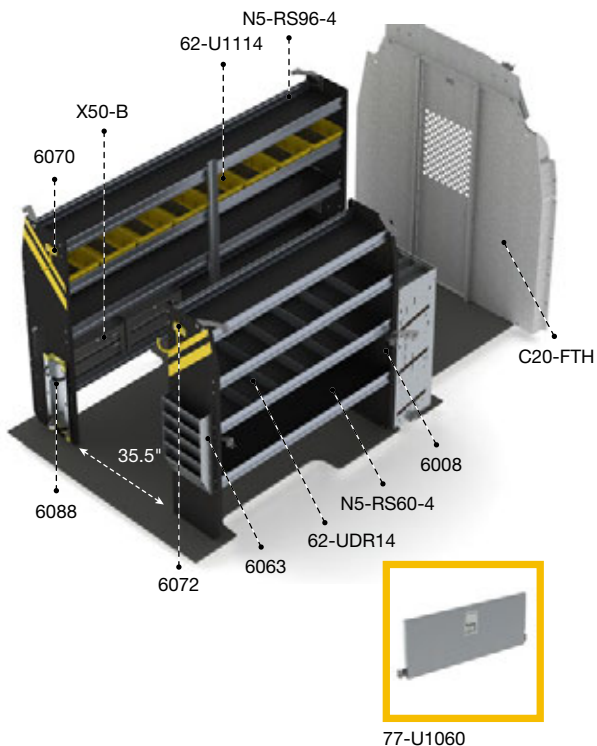


6.1 hrs



Yes

Qty	Part #	Description
1	6008	3 Tier refrigerant rack for large bottles
1	6063	Paper holder, extra deep, 5 slots
1	6070	6" Hook, 3" opening, painted
1	6072	8" Swivel hook, 4" opening, painted
1	6088	Large aluminum bottle holder, with two black nylon straps
8	62-U1114	14" Deep plastic bin
2	62-UDR14	Set of 5 dividers for a 14" shelf
1	77-U1060	Adjustable shelving door unit - 57" W - for 60" shelves
1	C20-FTM	Straight steel partition with perforated window, no access
1	N5-RS60-4	Steel shelving unit for high roof van, 14"D x 60" W x 62" H
1	N5-RS96-4	Steel shelving unit for high roof van, 14"D x 96" W x 62" H
2	X50-B	Compact 2-drawer unit



77-U1060

FTH-12

HVAC



Steel



148", 148" Ext.



High Roof



426 lbs

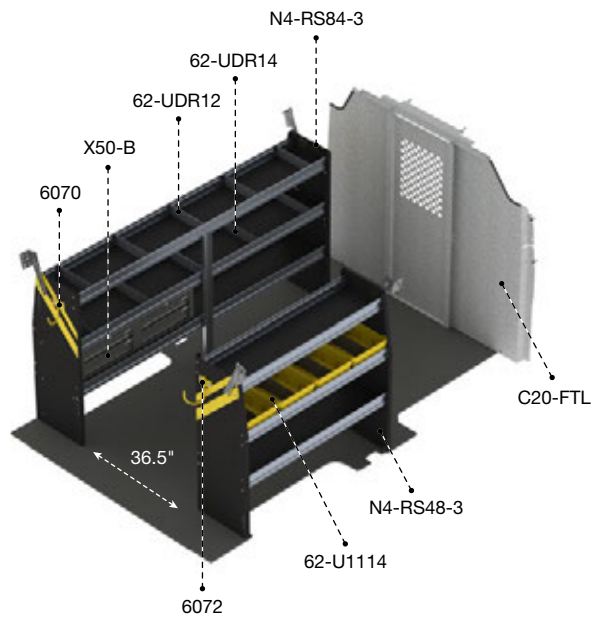


6.1 hrs



Yes

Qty	Part #	Description
1	6008	3 Tier refrigerant rack for large bottles
1	6063	Paper holder, extra deep, 5 slots
1	6070	6" Hook, 3" opening, painted
1	6072	8" Swivel hook, 4" opening, painted
1	6088	Large aluminum bottle holder, with two black nylon straps
8	62-U1114	14" Deep plastic bin
2	62-UDR14	Set of 5 dividers for a 14" shelf
1	77-U1060	Adjustable shelving door unit - 57" W - for 60" shelves
1	C20-FTH	Straight steel partition with perforated window, no access
1	N5-RS60-4	Steel shelving unit for high roof van, 14"D x 60" W x 62" H
1	N5-RS96-4	Steel shelving unit for high roof van, 14"D x 96" W x 62" H
2	X50-B	Compact 2-drawer unit



FTL-16

SERVICE



Steel



130", 148"



Low Roof



273 lbs

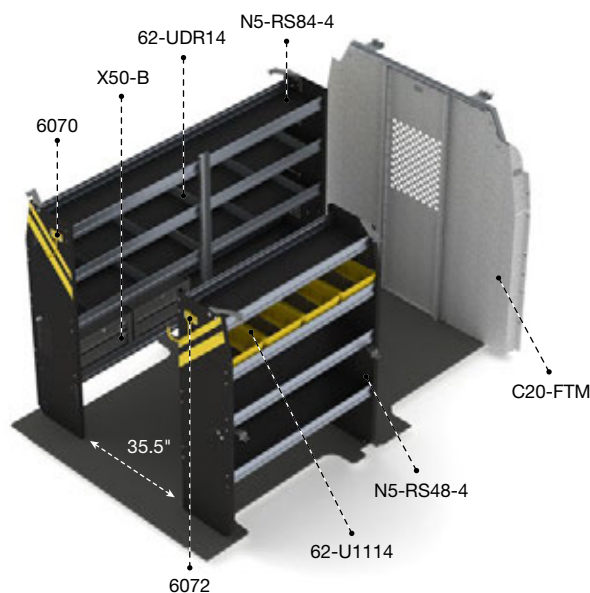


4.1 hrs



Yes

Qty	Part #	Description
1	6070	6" Hook, 3" opening, painted
1	6072	8" Swivel hook, 4" opening, painted
4	62-U1114	14" Deep plastic bin
1	62-UDR12	Set of 5 dividers for a 12" shelf
1	62-UDR14	Set of 5 dividers for a 14" shelf
1	C20-FTL	Straight steel partition with perforated window, no access
1	N4-RS48-3	Steel shelving unit for low roof van, 14" D x 48" W x 44.5" H
1	N4-RS84-3	Steel shelving unit for low roof van, 14" D x 84" W x 44.5" H
2	X50-B	Compact 2-drawer unit



FTR-16

SERVICE



Steel



130"



Medium Roof



336 lbs



4.6 hrs

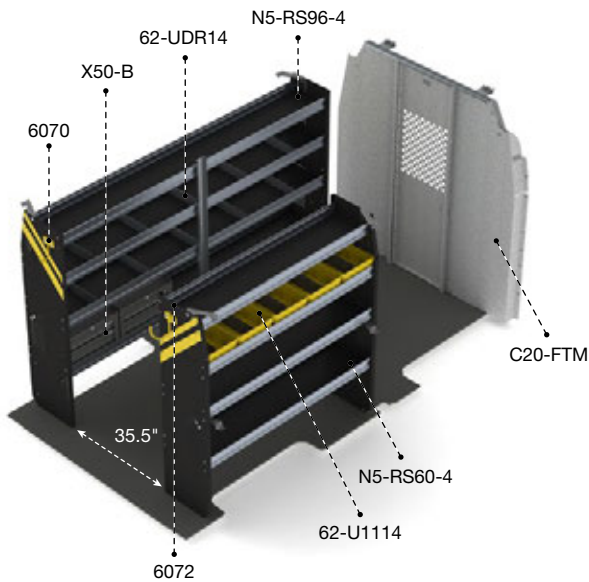


Yes

Qty	Part #	Description
1	6070	6" Hook, 3" opening, painted
1	6072	8" Swivel hook, 4" opening, painted
4	62-U1114	14" Deep plastic bin
2	62-UDR14	Set of 5 dividers for a 14" shelf
1	C20-FTM	Straight steel partition with perforated window, no access
1	N5-RS48-4	Steel shelving unit for low roof van, 14" D x 48" W x 62" H
1	N5-RS84-4	Steel shelving unit for low roof van, 14" D x 84" W x 62" H
2	X50-B	Compact 2-drawer unit





PACKAGES

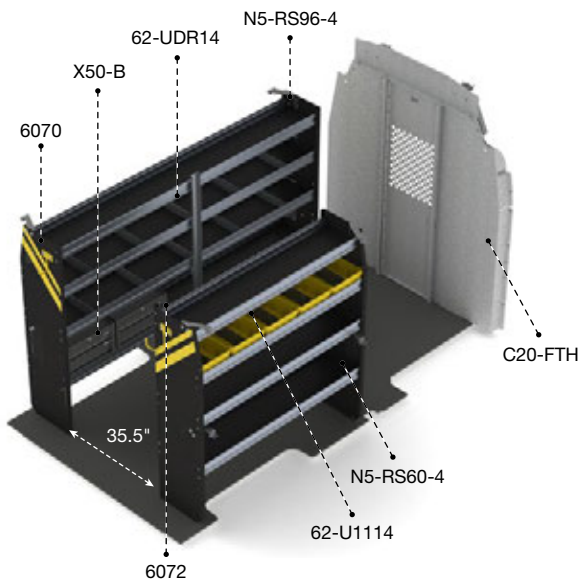


FTM-16

SERVICE






 Steel	 148"	 Medium Roof
 358 lbs	 4.6 hrs	 Yes

Qty	Part #	Description
1	6070	6" Hook, 3" opening, painted
1	6072	8" Swivel hook, 4" opening, painted
5	62-U1114	14" Deep plastic bin
2	62-UDR14	Set of 5 dividers for a 14" shelf
1	C20-FTM	Straight steel partition with perforated window, no access
1	N5-RS60-4	Steel shelving unit for high roof van, 14" D x 60" W x 62" H
1	N5-RS96-4	Steel shelving unit for high roof van, 14" D x 96" W x 62" H
2	X50-B	Compact 2-drawer unit

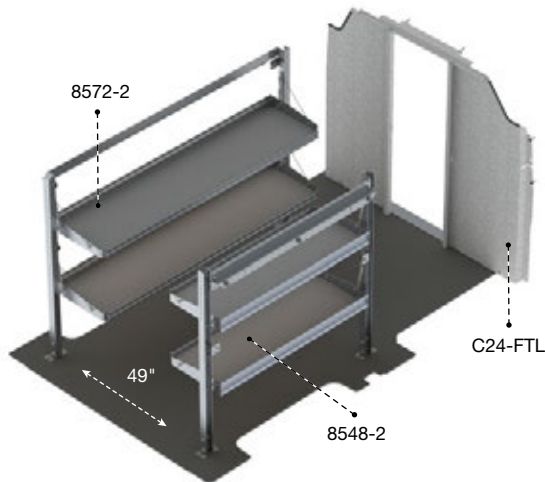


FTH-16

SERVICE

 Steel	 148", 148" Ext.	 High Roof
 373 lbs	 4.6 hrs	 Yes

Qty	Part #	Description
1	6070	6" Hook, 3" opening, painted
1	6072	8" Swivel hook, 4" opening, painted
5	62-U1114	14" Deep plastic bin
2	62-UDR14	Set of 5 dividers for a 14" shelf
1	C20-FTH	Straight steel partition with perforated window, no access
1	N5-RS60-4	Steel shelving unit for high roof van, 14" D x 60" W x 62" H
1	N5-RS96-4	Steel shelving unit for high roof van, 14" D x 96" W x 62" H
2	X50-B	Compact 2-drawer unit



FTL-19

DELIVERY

Aluminum

130", 148"

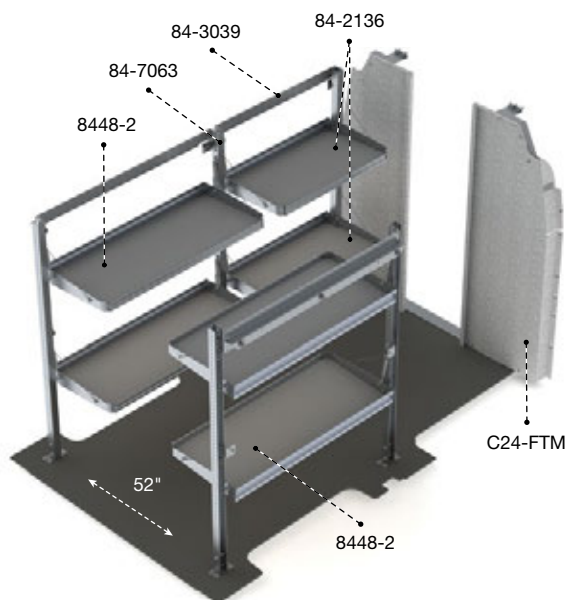
Low Roof

170 lbs

5.8 hrs

Yes

Qty	Part #	Description
1	8548-2	Fold-away shelving unit, 2 levels, 18" D x 55" W x 53.5" H
1	8572-2	Fold-away shelving unit, 2 levels, 18" D x 79" W x 53.5" H
1	C24-FTL	Straight walk through steel partition



FTR-19

DELIVERY

Aluminum

130"

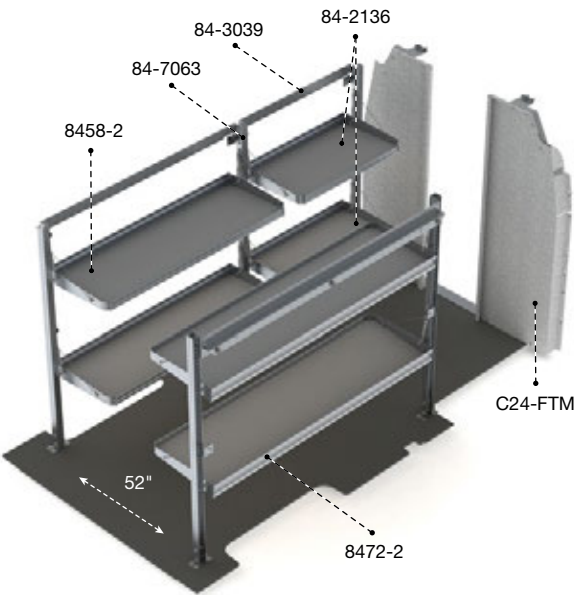
Medium Roof

219 lbs

6.7 hrs

Yes

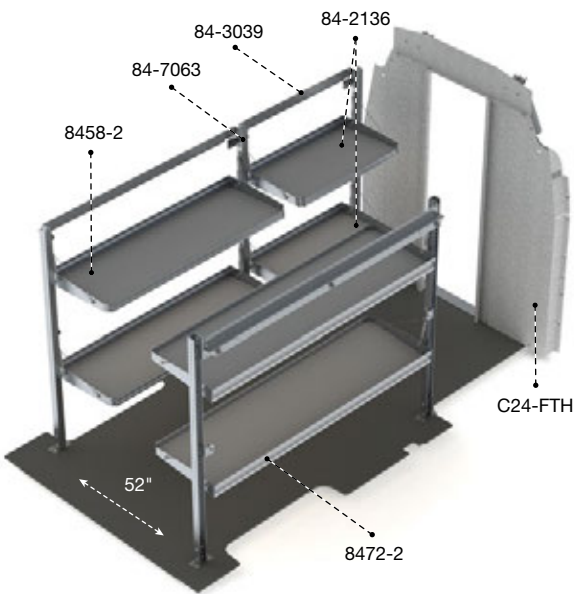
Qty	Part #	Description
2	84-2136	Fold-away shelf tray with gas shocks and hardware 21" D x 36" W
1	84-3039	Mounting bar assembly, 36", Fold-Away
2	8448-2	Fold-away shelving unit, 2 levels, 21" D x 55" W x 63.5" H
1	84-7063	Post assembly for fold-away shelving, 63.5" H
1	C24-FTM	Straight walk through steel partition



FTM-19
DELIVERY

■ Aluminum	🚚 148"	🚚 Medium Roof
📦 241 lbs	🕒 7.1 hrs	🛡️ Yes

Qty	Part #	Description
2	84-2136	Fold-away shelf tray with gas shocks and hardware 21" D x 36" W
1	84-3039	Mounting bar assembly, 36", Fold-Away
1	8458-2	Fold-away shelving unit, 2 levels, 21" D x 65" W x 63.5" H
1	84-7063	Post assembly for fold-away shelving, 63.5" H
1	8472-2	Fold-away shelving unit, 2 levels, 21" D x 79" W x 63.5" H
1	C24-FTM	Straight walk through steel partition



FTH-19
DELIVERY

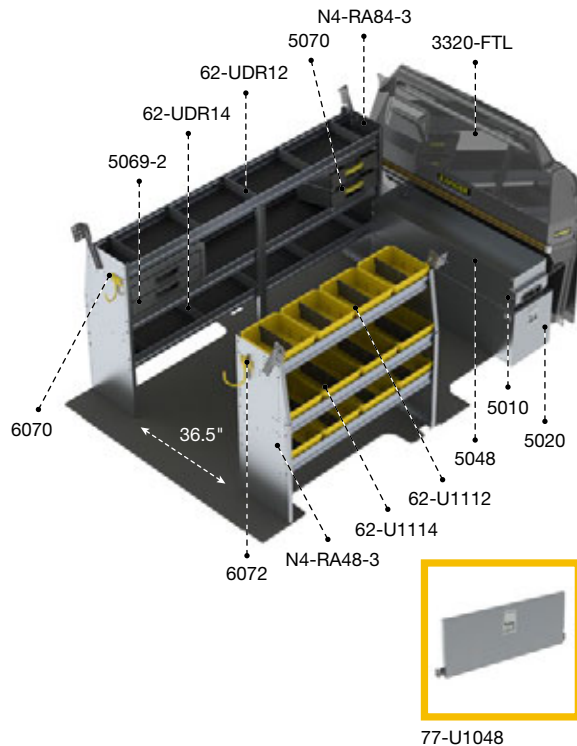
■ Aluminum	🚚 148", 148" Ext.	🚚 High Roof
📦 248 lbs	🕒 7.1 hrs	🛡️ Yes

Qty	Part #	Description
2	84-2136	Fold-away shelf tray with gas shocks and hardware 21" D x 36" W
1	84-3039	Mounting bar assembly, 36", Fold-Away
1	8458-2	Fold-away shelving unit, 2 levels, 21" D x 65" W x 63.5" H
1	84-7063	Post assembly for fold-away shelving, 63.5" H
1	8472-2	Fold-away shelving unit, 2 levels, 21" D x 79" W x 63.5" H
1	C24-FTH	Straight walk through steel partition



FORD
TRANSIT

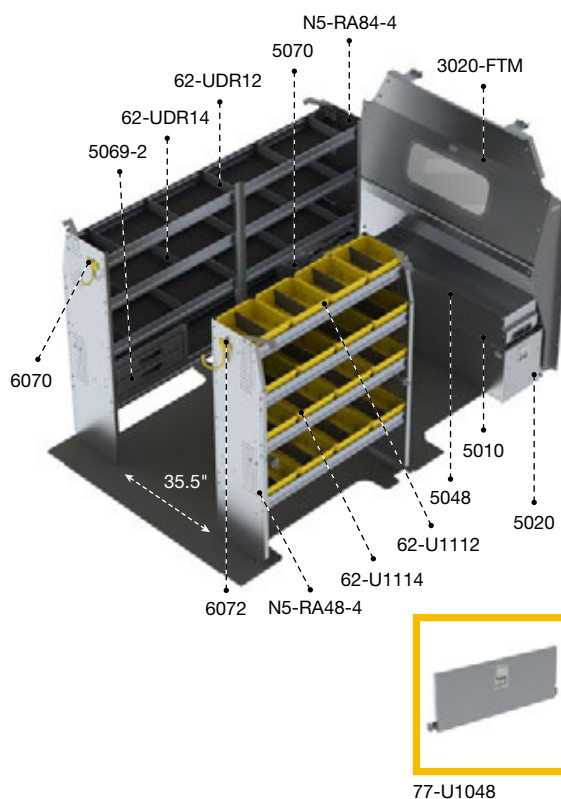
PACKAGES



FTL-27 ALUMINUM

Aluminum	130", 148"	Low Roof
372 lbs	7.3 hrs	Yes

Qty	Part #	Description
1	3320-FTL	Max View Countoured safety partition
1	5010	Partslider 48" D
1	5020	Tool drawer 48" D x 14" W x 16" H
1	5048	Top edge
1	5069-2	2 Drawer cabinet
2	5070	Partskeeper carry case with holder
1	6070	6" Hook, 3" opening, painted
1	6072	8" Swivel hook, 4" opening, painted
4	62-U1112	12" Deep plastic bin
8	62-U1114	14" Deep plastic bin
1	62-UDR12	Set of 5 dividers for a 12" shelf
1	62-UDR14	Set of 5 dividers for a 14" shelf
1	77-U1048	Adjustable shelving door unit - 45" W - for 48" & 96" shelves
1	N4-RA48-3	Aluminum shelving unit for low roof van, 14"D x 48" W x 44.5" H
1	N4-RA84-3	Aluminum shelving unit for low roof van, 14"D x 84" W x 44.5" H



FTR-27 ALUMINUM

Aluminum	130"	Medium Roof
423 lbs	7.3 hrs	Yes

Qty	Part #	Description
1	3020-FTM	Countoured safety partition with tempered glass window
1	5010	Partslider 48" D
1	5020	Tool drawer 48" D x 14" W x 16" H
1	5048	Top edge
1	5069-2	2 Drawer cabinet
2	5070	Partskeeper carry case with holder
1	6070	6" Hook, 3" opening, painted
1	6072	8" Swivel hook, 4" opening, painted
4	62-U1112	12" Deep plastic bin
12	62-U1114	14" Deep plastic bin
1	62-UDR12	Set of 5 dividers for a 12" shelf
2	62-UDR14	Set of 5 dividers for a 14" shelf
1	77-U1048	Adjustable shelving door unit - 45" W - for 48" & 96" shelves
1	N5-RA48-4	Aluminum shelving unit for high roof van, 14"D x 48" W x 62" H
1	N5-RA84-4	Aluminum shelving unit for high roof van, 14" D x 84" W x 62" H



ALUMINUM **FTM-27**

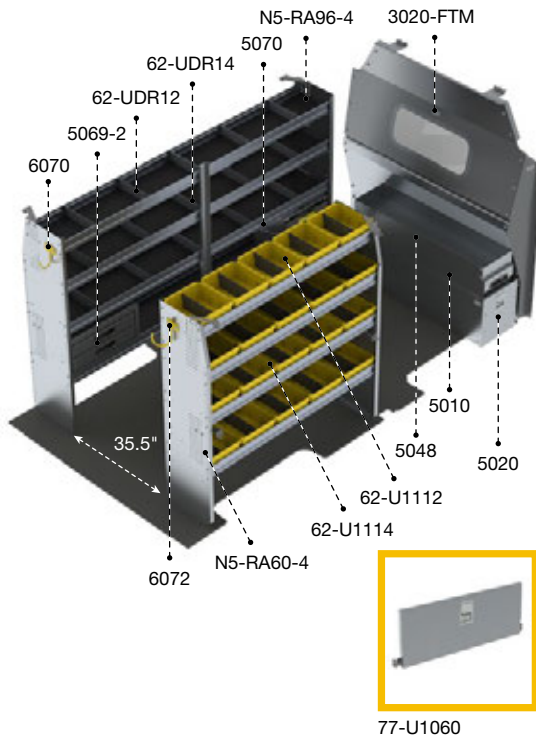
FORD **TRANSIT**





FORD
TRANSIT

PACKAGES



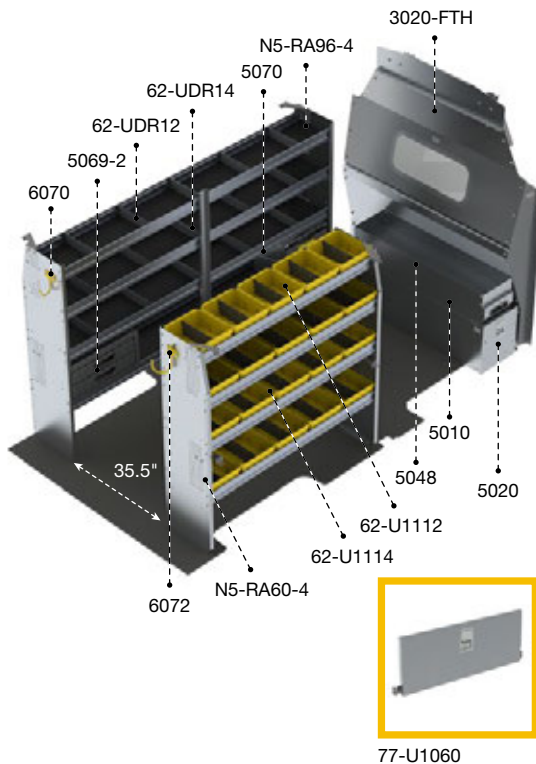
FTM-27 ALUMINUM

	Aluminum		148"		Medium Roof
	453 lbs		7.3 hrs		Yes

Qty	Part #	Description
1	3020-FTM	Countoured safety partition with tempered glass window
1	5010	Partslider 48" D
1	5020	Tool drawer 48" D x 14" W x 16" H
1	5048	Top edge
1	5069-2	2 Drawer cabinet
2	5070	Partskeeper cabinets
1	6070	6" Hook, 3" opening, painted
1	6072	8" Swivel hook, 4" opening, painted
5	62-U1112	12" Deep plastic bin
15	62-U1114	14" Deep plastic bin
1	62-UDR12	Set of 5 dividers for a 12" shelf
2	62-UDR14	Set of 5 dividers for a 14" shelf
1	77-U1060	Adjustable shelving door unit - 57" W - for 60" shelves
1	N5-RA60-4	Aluminum shelving unit for high roof van, 14"D x 60" W x 62" H
1	N5-RA96-4	Aluminum shelving unit for high roof van, 14"D x 96" W x 62" H

FTH-27 ALUMINUM


	Aluminum		148", 148" Ext.		High Roof
	467 lbs		7.3 hrs		Yes



Qty	Part #	Description
1	3020-FTH	Countoured safety partition with tempered glass window
1	5010	Partslider 48" D
1	5020	Tool drawer 48" D x 14" W x 16" H
1	5048	Top edge
1	5069-2	2 Drawer cabinet
2	5070	Partskeeper cabinets
1	6070	6" Hook, 3" opening, painted
1	6072	8" Swivel hook, 4" opening, painted
5	62-U1112	12" Deep plastic bin
15	62-U1114	14" Deep plastic bin
1	62-UDR12	Set of 5 dividers for a 12" shelf
2	62-UDR14	Set of 5 dividers for a 14" shelf
1	77-U1060	Adjustable shelving door unit - 57" W - for 60" shelves
1	N5-RA60-4	Aluminum shelving unit for high roof van, 14"D x 60" W x 62" H
1	N5-RA96-4	Aluminum shelving unit for high roof van, 14"D x 96" W x 62" H



PACKAGES



TCS-10
CONTRACTOR



Steel



105"



Standard



149 lbs




3.2 hrs



Yes

Qty	Part #	Description
1	6070	6" Hook, 3" opening, painted
1	C10-E	Contoured steel partition with perforated window
2	T4-RS36-3	Steel shelving unit for Transit Connect 14" D x 36" W x 41.5" H



TCL-10
CONTRACTOR



Steel



120.5"



Standard



164 lbs

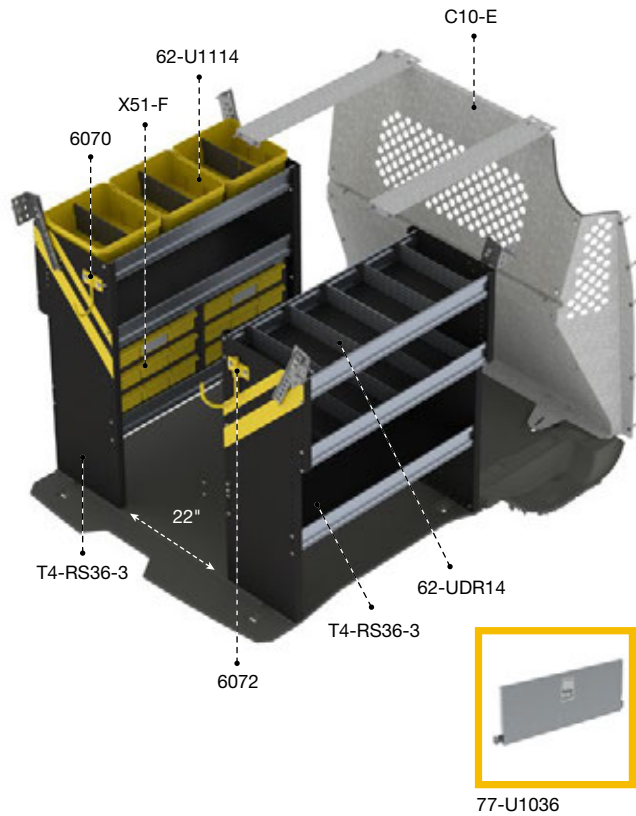


3.2 hrs






Yes

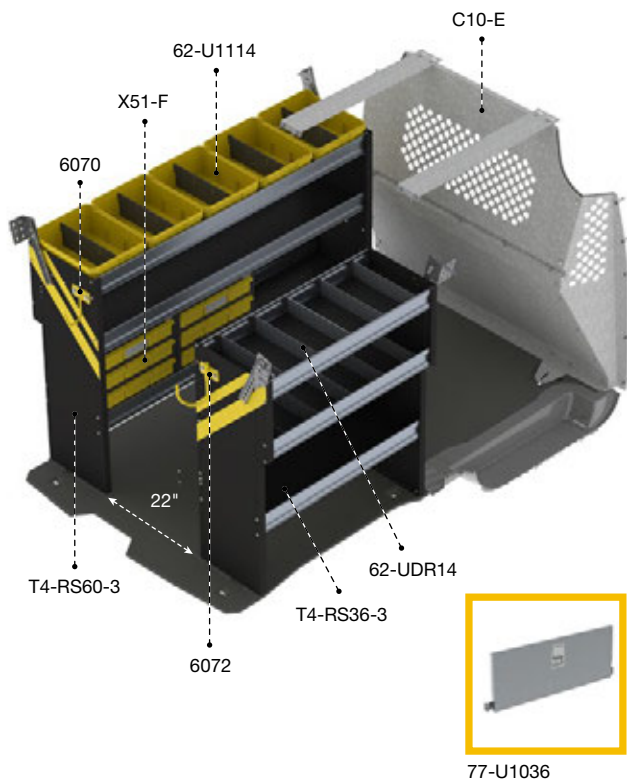
Qty	Part #	Description
1	6070	6" Hook, 3" opening, painted
1	C10-E	Contoured steel partition with perforated window
1	T4-RS36-3	Steel shelving unit for Transit Connect 14" D x 36" W x 41.5" H
1	T4-RS60-3	Steel shelving unit for Transit Connect 14" D x 60" W x 41.5" H









TCS-11 ELECTRICAL

 Steel	 105"	 Standard
 223 lbs	 4.5 hrs	 Yes

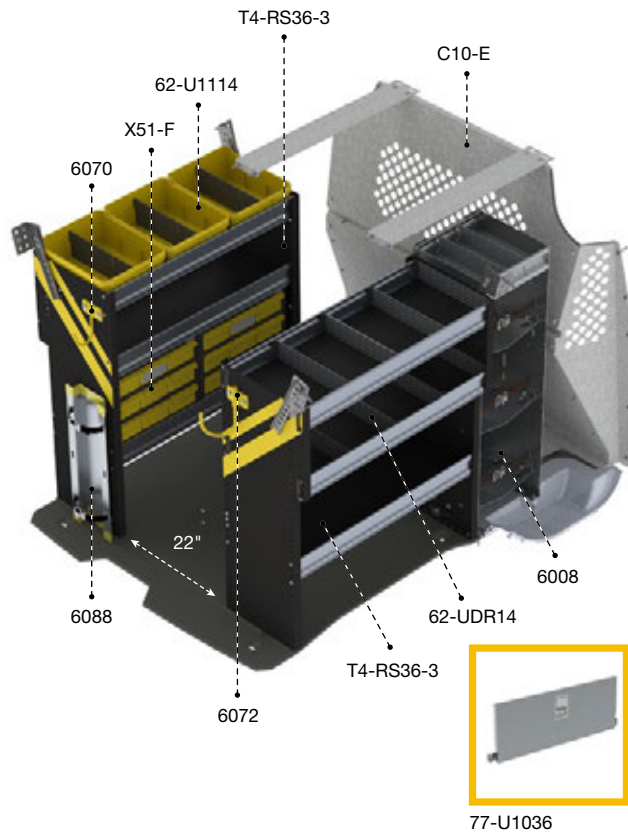
Qty	Part #	Description
1	6070	6" Hook, 3" opening, painted
1	6072	8" Swivel hook, 4" opening, painted
3	62-U1114	14" deep plastic bin
2	62-UDR14	Set of 5 dividers for a 14" Shelf
1	77-U1036	Adjustable shelving door unit - 33" W - for 36" & 72" shelves
1	C10-E	Contoured steel partition with perforated window
2	T4-RS36-3	Steel Shelving Unit for Transit Connect 14" D x 36" W x 41.5" H
2	X51-F	Compact 9-drawer unit









TCL-11 ELECTRICAL

 Steel	 120.5"	 Standard
 164 lbs	 4.5 hrs	 Yes

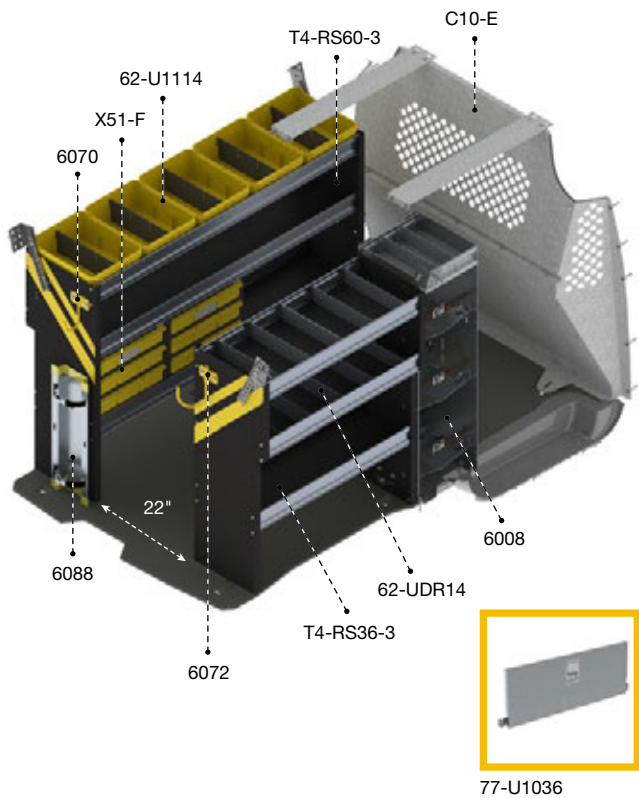
Qty	Part #	Description
1	6070	6" Hook, 3" opening, painted
1	6072	8" Swivel hook, 4" opening, painted
5	62-U1114	14" deep plastic bin
2	62-UDR14	Set of 5 dividers for a 14" Shelf
1	77-U1036	Adjustable shelving door unit - 33" W - for 36" & 72" shelves
1	C10-E	Contoured steel partition with perforated window
1	T4-RS36-3	Steel Shelving Unit for Transit Connect 14" D x 36" W x 41.5" H
1	T4-RS60-3	Steel Shelving Unit for Transit Connect 14" D x 60" W x 41.5" H
2	X51-F	Compact 9-drawer unit







TCS-12
HVAC

 Steel	 105"	 Standard
 254 lbs	 5.3 hrs	 Yes

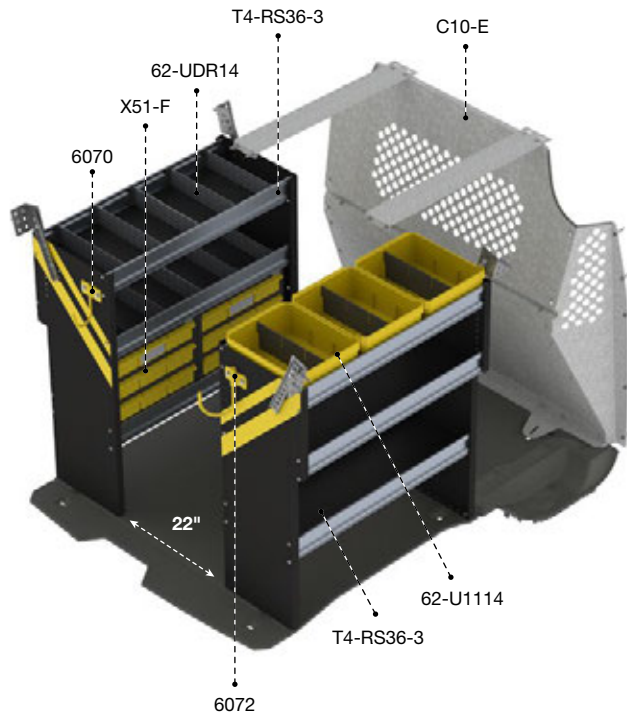
Qty	Part #	Description
1	6008	3 Tier refrigerant rack for large bottles
1	6070	6" Hook, 3" opening, painted
1	6072	8" Swivel hook, 4" opening, painted
1	6088	Large aluminum bottle holder, with two black nylon straps
3	62-U1114	14" Deep plastic bin
2	62-UDR14	Set of 5 dividers for a 14" shelf
1	77-U1036	Adjustable shelving door unit - 33" W - for 36" & 72" shelves
1	C10-E	Contoured steel partition with perforated window
2	T4-RS36-3	Steel shelving unit for Transit Connect 14" D x 36" W x 41.5" H
2	X51-F	Compact 9-drawer unit



TCL-12
HVAC

 Steel	 120.5"	 Standard
 273 lbs	 5.3 hrs	 Yes

Qty	Part #	Description
1	6008	3 Tier refrigerant rack for large bottles
1	6070	6" Hook, 3" opening, painted
1	6072	8" Swivel hook, 4" opening, painted
1	6088	Large aluminum bottle holder, with two black nylon straps
5	62-U1114	14" Deep plastic bin
2	62-UDR14	Set of 5 dividers for a 14" shelf
1	77-U1036	Adjustable shelving door unit - 33" W - for 36" & 72" shelves
1	C10-E	Contoured steel partition with perforated window
1	T4-RS36-3	Steel shelving unit for Transit Connect 14" D x 36" W x 41.5" H
1	T4-RS60-3	Steel Shelving Unit for Transit Connect 14" D x 60" W x 41.5" H
2	X51-F	Compact 9-drawer unit



TCS-16 SERVICE

Steel

105"

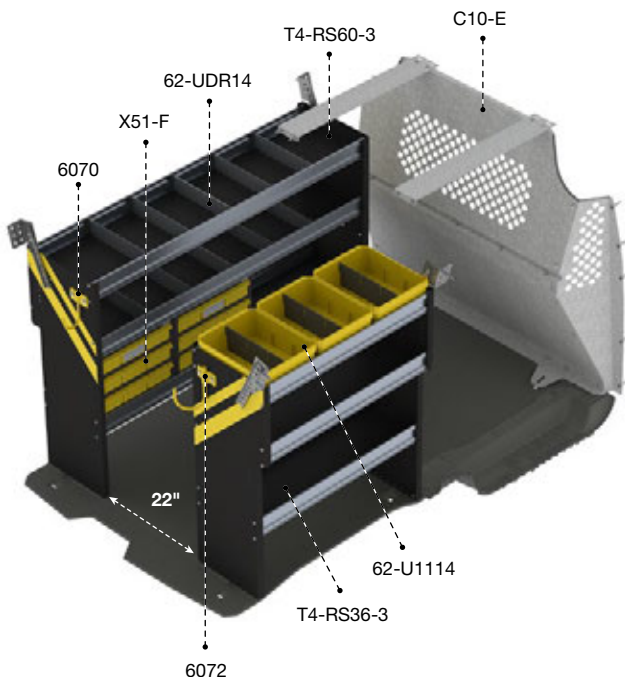
Standard

217 lbs

4 hrs

Yes

Qty	Part #	Description
1	6070	6" Hook, 3" opening, painted
1	6072	8" Swivel hook, 4" opening, painted
3	62-U1114	14" deep plastic bin
2	62-UDR14	Set of 5 dividers for a 14" Shelf
1	C10-E	Contoured steel partition with perforated window
2	T4-RS36-3	Steel Shelving Unit 14" D x 36" W x 41.5" H
2	X51-F	Compact 9-drawer unit



TCL-16 SERVICE

Steel

120.5"

Standard

232 lbs


4 hrs

Yes

Qty	Part #	Description
1	6070	6" Hook, 3" opening, painted
1	6072	8" Swivel hook, 4" opening, painted
3	62-U1114	14" deep plastic bin
2	62-UDR14	Set of 5 dividers for a 14" Shelf
1	C10-E	Contoured steel partition with perforated window
1	T4-RS36-3	Steel Shelving Unit 14" D x 36" W x 41.5" H
1	T4-RS60-3	Steel Shelving Unit 14" D x 60" W x 41.5" H
2	X51-F	Compact 9-drawer unit



PACKAGES

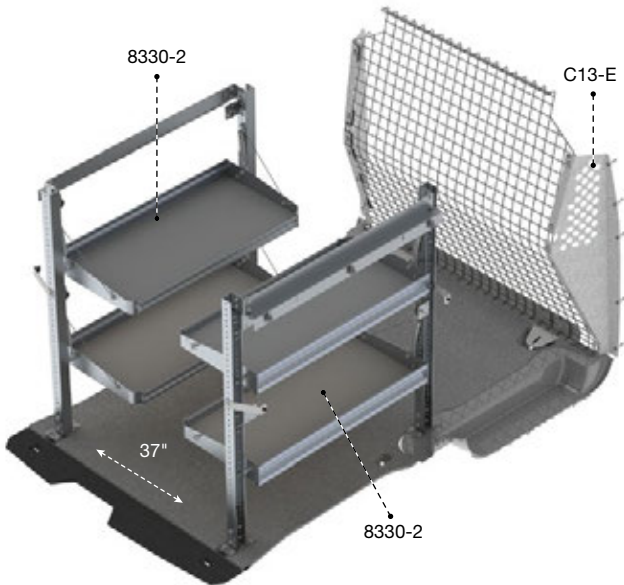


TCS-19
DELIVERY

■	Aluminum	105"	Standard
	126 lbs	1.7 hrs	Yes

Qty	Part #	Description
1	5032-1	Axess tray with 1 shelf and 1 drawer, 38" D x 45" W x 30" H
1	C13-E	Wire mesh partition

Install kit # 6472 can be purchased separately.



TCL-19
DELIVERY

■	Aluminum	120.5"	Standard
	127 lbs	5.5 hrs	Yes

Qty	Part #	Description
2	8330-2	Fold-away shelving unit, 2 levels, 18" D x 37" W x 46.5" H
1	C13-E	Wire mesh partition



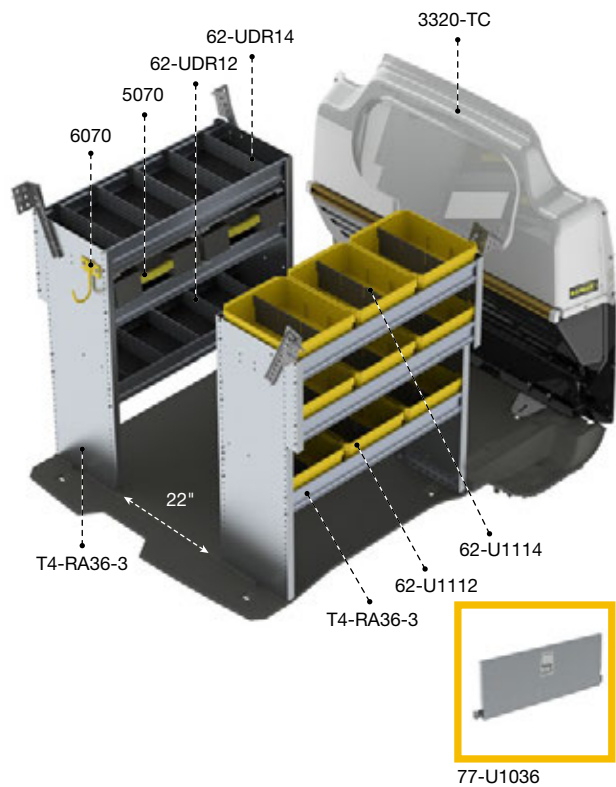
DELIVERY **TCL-19**

FORD TRANSIT CONNECT





PACKAGES









TCS-27 ALUMINUM

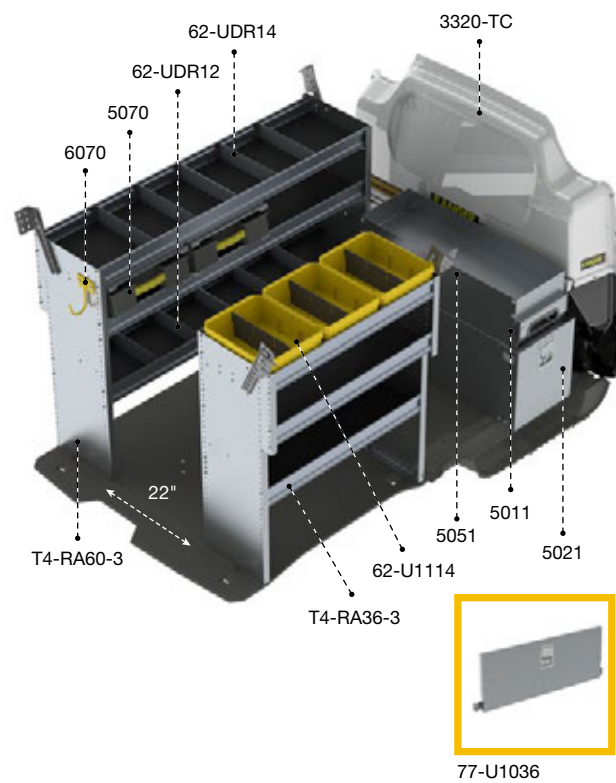
 Aluminum	 105"	 Standard
 161 lbs	 4.3 hrs	 Yes

Qty	Part #	Description
1	3320-TC	Max View countoured safety partition
2	5070	Partskeeper carry case with holder
1	6070	6" Hook, 3" opening, painted
3	62-U1112	12" Deep plastic bin
6	62-U1114	14" Deep plastic bin
1	62-UDR12	Set of 5 dividers for a 12" shelf
1	62-UDR14	Set of 5 dividers for a 14" shelf
1	77-U1036	Adjustable shelving door unit - 33" W - for 36" & 72" shelves
2	T4-RA36-3	Aluminum shelving unit for Transit Connect 14" D x 36" W x 41.5" H

TCL-27 ALUMINUM

 Aluminum	 120.5"	 Standard
 240 lbs	 6 hrs	 Yes

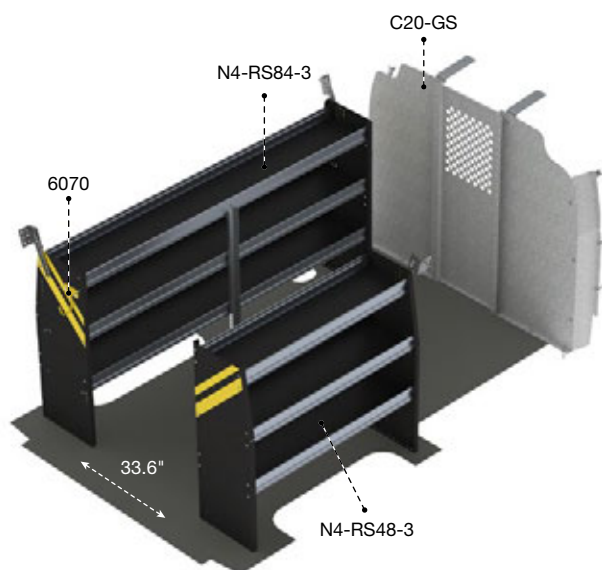
Qty	Part #	Description
1	3320-TC	Max View countoured safety partition
1	5011	Partslider 36" D
1	5021	Tool drawer 36" D x 14" W x 16" H
1	5051	Top edge
2	5070	Partskeeper carry case with holder
1	6070	6" Hook, 3" opening, painted
3	62-U1114	14" Deep plastic bin
1	62-UDR12	Set of 5 dividers for a 12" shelf
1	62-UDR14	Set of 5 dividers for a 14" shelf
1	77-U1036	Adjustable shelving door unit - 33" W - for 36" & 72" shelves
1	T4-RA36-3	Aluminum shelving unit for Transit Connect 14" D x 36" W x 41.5" H
1	T4-RA60-3	Aluminum shelving unit for Transit Connect 14" D x 60" W x 41.5" H





GMC
SAVANA

PACKAGES

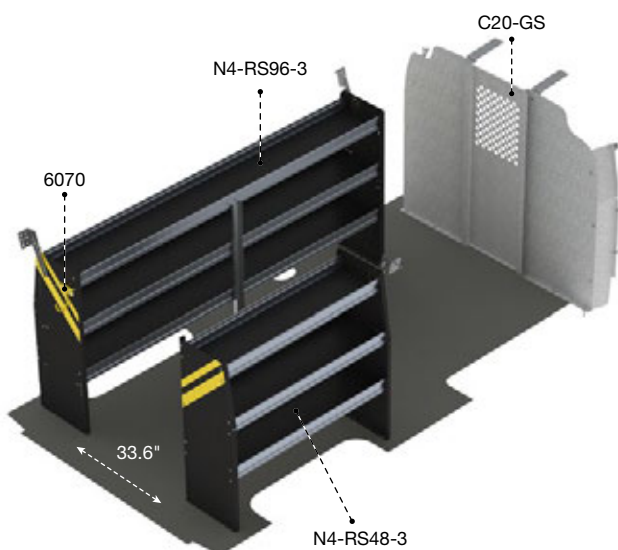


GSR-10 CONTRACTOR




 Steel	 135"	 Standard
 203 lbs	 3.8 hrs	 Yes

Qty	Part	Description
1	6070	6" Hook, 3" opening, painted
1	C20-GS	Straight steel partition with perforated window, no access
1	N4-RS48-3	Steel shelving unit for low roof van 14" D x 48" W x 44.5" H
1	N4-RS84-3	Steel shelving unit for low roof van 14" D x 84" W x 44.5" H

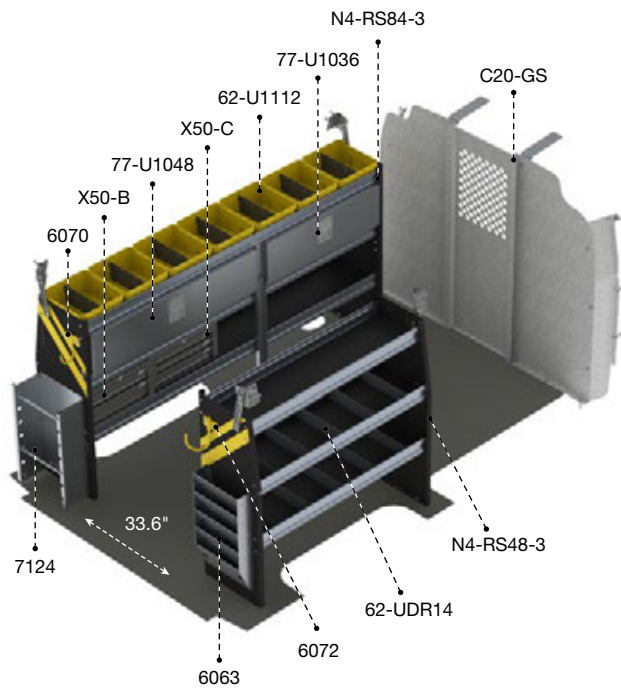
PACKAGES



GSL-10 CONTRACTOR







 Steel	 155"	 Standard
 211 lbs	 3.8 hrs	 Yes

Qty	Part	Description
1	6070	6" Hook, 3" opening, painted
1	C20-GS	Straight steel partition with perforated window, no access
1	N4-RS48-3	Steel shelving unit for low roof van 14" D x 48" W x 44.5" H
1	N4-RS96-3	Steel shelving unit for low roof van 14" D x 96" W x 44.5" H

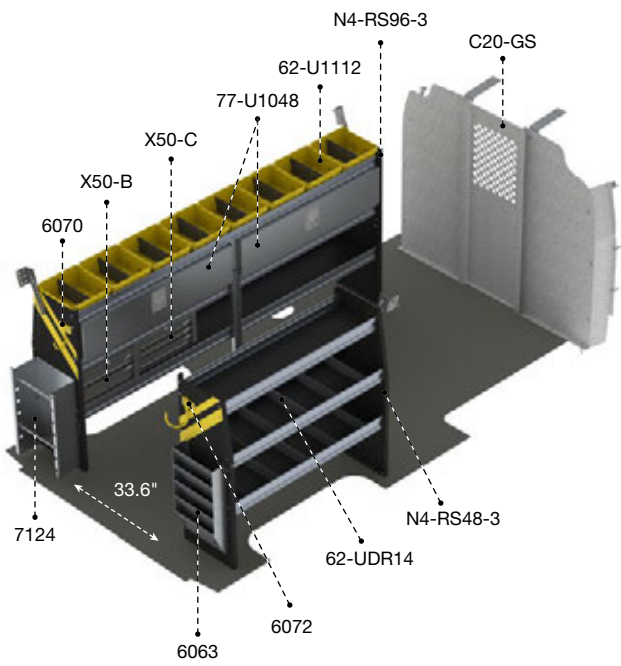


GSR-11

ELECTRICAL




 Steel	 135"	 Standard
 311 lbs	 6.3 hrs	 Yes

Qty	Part	Description
1	6063	Paper holder, extra deep, 5 slots
1	6070	6" Hook, 3" opening, painted
1	6072	8" Swivel hook, 4" opening, painted
1	7124	Reel holder with two 5/8" diameter rods
7	62-U1112	12" deep plastic bin
2	62-UDR14	Set of 5 dividers for a 14" Shelf
1	77-U1036	Adjustable shelving door unit - 33" W - for 36" & 72" shelves
1	77-U1048	Adjustable shelving door unit - 45" W - for 48" & 96" shelves
1	C20-GS	Straight steel partition with perforated window, no access
1	N4-RS48-3	Steel shelving unit for low roof van 14" D x 48" W x 44.5" H
1	N4-RS84-3	Steel shelving unit for low roof van 14" D x 84" W x 44.5" H
1	X50-B	Compact 2-drawer unit
1	X50-C	Compact 3-drawer unit



GSL-11

ELECTRICAL

 Steel	 155"	 Standard
 322 lbs	 6.3 hrs	 Yes

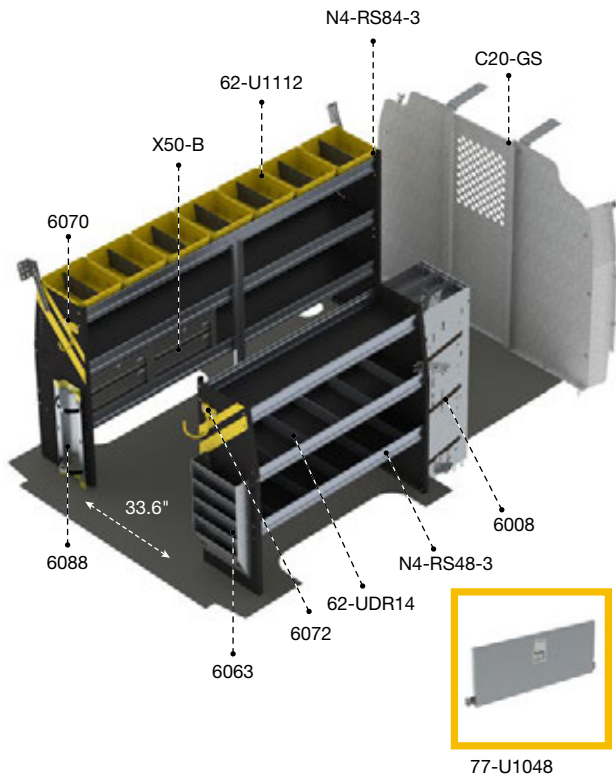
Qty	Part	Description
1	6063	Paper holder, extra deep, 5 slots
1	6070	6" Hook, 3" opening, painted
1	6072	8" Swivel hook, 4" opening, painted
1	7124	Reel holder with two 5/8" diameter rods
8	62-U1112	12" deep plastic bin
2	62-UDR14	Set of 5 dividers for a 14" Shelf
2	77-U1048	Adjustable shelving door unit - 45" W - for 48" & 96" shelves
1	C20-GS	Straight steel partition with perforated window, no access
1	N4-RS48-3	Steel shelving unit for low roof van 14" D x 48" W x 44.5" H
1	N4-RS96-3	Steel shelving unit for low roof van 14" D x 96" W x 44.5" H
1	X50-B	Compact 2-drawer unit
1	X50-C	Compact 3-drawer unit



HVAC GSR-12

GMC **SAVANA**





GSR-12

HVAC

Steel

135"

Standard

320 lbs

6.1 hrs

Yes

Qty	Part	Description
1	6008	3 Tier refrigerant rack for large bottles
1	6063	Paper holder, extra deep, 5 slots
1	6070	6" Hook, 3" opening, painted
1	6072	8" Swivel hook, 4" opening, painted
1	6088	Large aluminum bottle holder, with two black nylon straps
7	62-U1112	12" deep plastic bin
2	62-UDR14	Set of 5 dividers for a 14" Shelf
1	77-U1048	Adjustable shelving door unit - 45" W - for 48" & 96" shelves
1	C20-GS	Straight steel partition with perforated window, no access
1	N4-RS48-3	Steel shelving unit for low roof van 14" D x 48" W x 44.5" H
1	N4-RS84-3	Steel shelving unit for low roof van 14" D x 84" W x 44.5" H
2	X50-B	Compact 2-drawer unit

GSL-12

HVAC

Steel

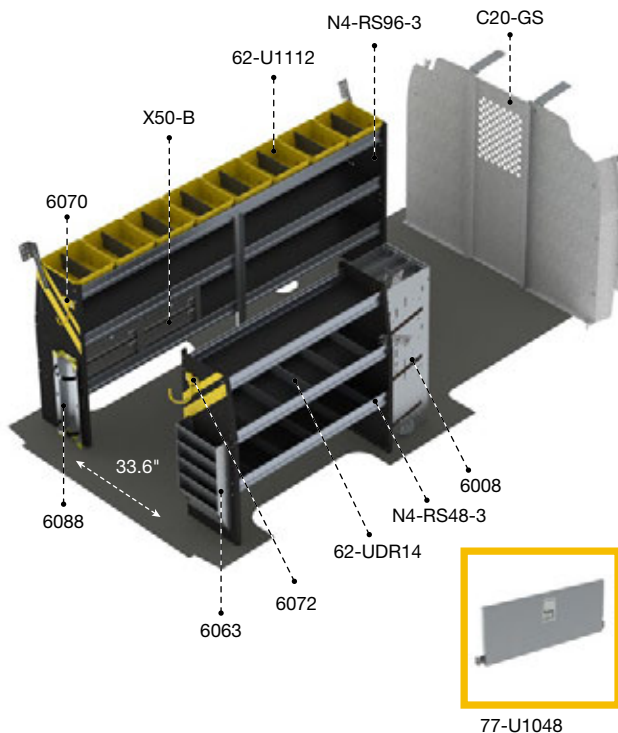
155"

Standard

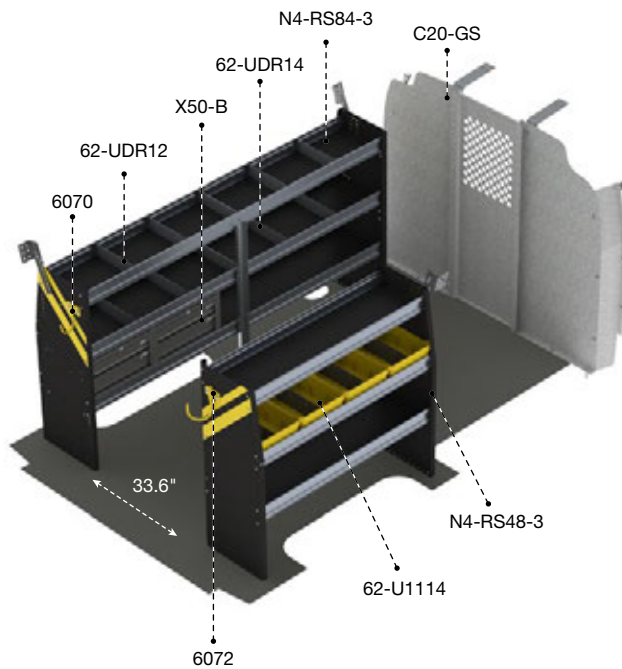
330 lbs

6.1 hrs

Yes



Qty	Part	Description
1	6008	3 Tier refrigerant rack for large bottles
1	6063	Paper holder, extra deep, 5 slots
1	6070	6" Hook, 3" opening, painted
1	6072	8" Swivel hook, 4" opening, painted
1	6088	Large aluminum bottle holder, with two black nylon straps
8	62-U1112	12" deep plastic bin
2	62-UDR14	Set of 5 dividers for a 14" Shelf
1	77-U1048	Adjustable shelving door unit - 45" W - for 48" & 96" shelves
1	C20-GS	Straight steel partition with perforated window, no access
1	N4-RS48-3	Steel shelving unit for low roof van 14" D x 48" W x 44.5" H
1	N4-RS96-3	Steel shelving unit for low roof van 14" D x 96" W x 44.5" H
2	X50-B	Compact 2-drawer unit



GSR-16 SERVICE

Steel

135"

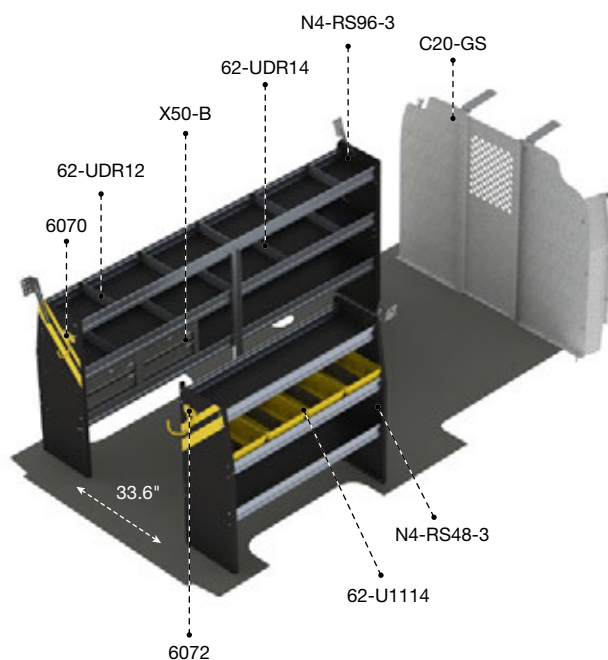
Standard

270 lbs

4.6 hrs

Yes

Qty	Part	Description
1	6070	6" Hook, 3" opening, painted
1	6072	8" Swivel hook, 4" opening, painted
4	62-U1114	14" deep plastic bin
1	62-UDR12	Set of 5 dividers for a 12" Shelf
1	62-UDR14	Set of 5 dividers for a 14" Shelf
1	C20-GS	Straight steel partition with perforated window, no access
1	N4-RS48-3	Steel shelving unit for low roof van 14" D x 48" W x 44.5" H
1	N4-RS84-3	Steel shelving unit for low roof van 14" D x 84" W x 44.5" H
2	X50-B	Compact 2-drawer unit



GSL-16 SERVICE

Steel

155"

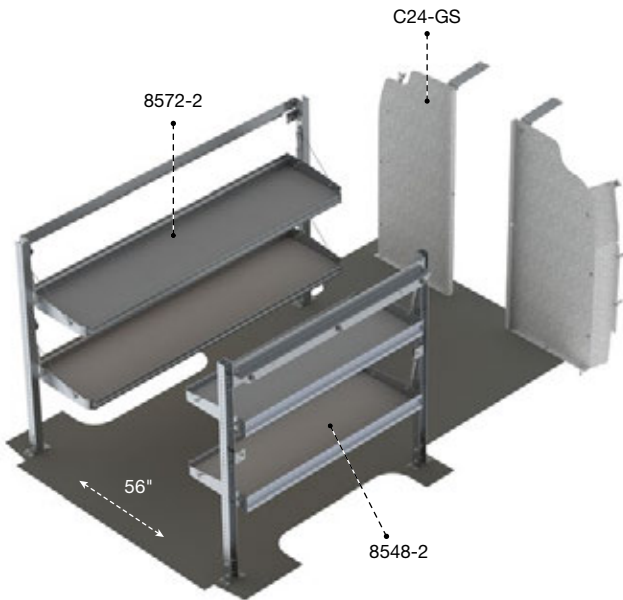
Standard

278 lbs

4.6 hrs




Yes

Qty	Part	Description
1	6070	6" Hook, 3" opening, painted
1	6072	8" Swivel hook, 4" opening, painted
4	62-U1114	14" deep plastic bin
1	62-UDR12	Set of 5 dividers for a 12" Shelf
1	62-UDR14	Set of 5 dividers for a 14" Shelf
1	C20-GS	Straight steel partition with perforated window, no access
1	N4-RS48-3	Steel shelving unit for low roof van 14" D x 48" W x 44.5" H
1	N4-RS96-3	Steel shelving unit for low roof van 14" D x 96" W x 44.5" H
2	X50-B	Compact 2-drawer unit

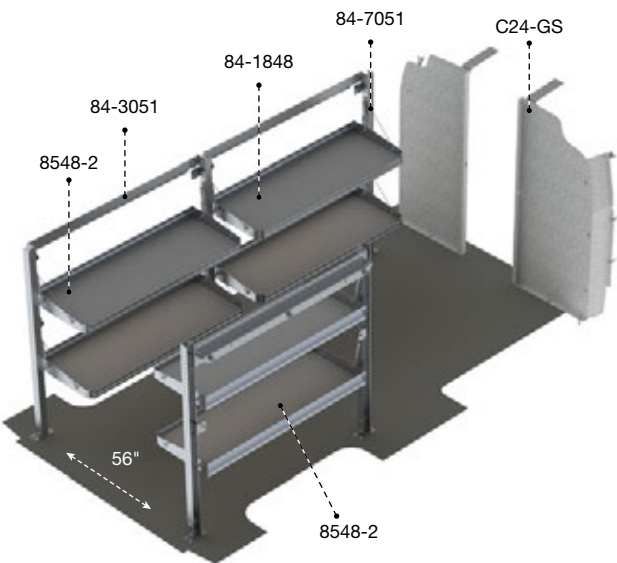


GSR-19

DELIVERY




 Aluminum	 135"	 Standard
 169 lbs	 5.6 hrs	 Yes

Qty	Part	Description
1	8548-2	Fold-away shelving unit, 2 levels, 18"D x 55" W x 53.5" H
1	8572-2	Fold-away shelving unit, 2 levels, 18"D x 79" W x 53.5" H
1	C24-GS	Straight walk through steel partition



GSL-19

DELIVERY

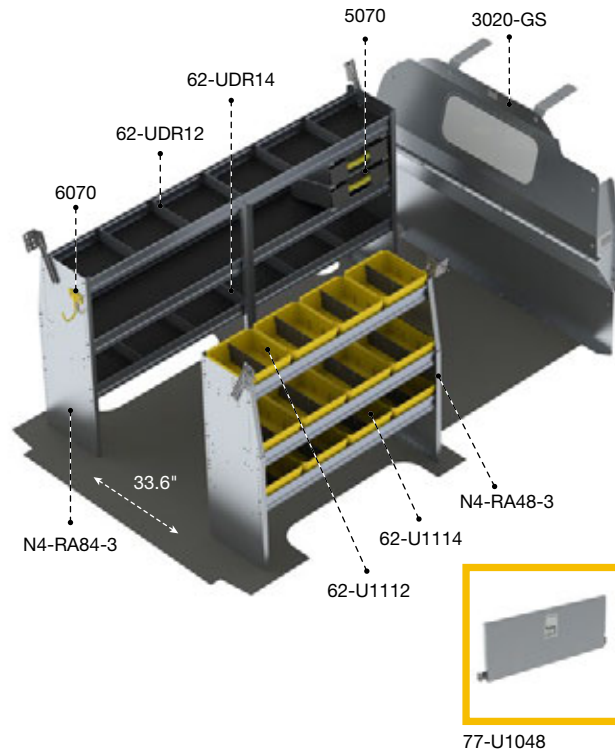
 Aluminum	 155"	 Standard
 205 lbs	 6.5 hrs	 Yes

Qty	Part	Description
2	84-1848	Fold-away shelf tray with gas shocks and hardware, 18"D x 48"W
1	84-3051	Mounting bar assembly, for fold-away shelving, 2" D x 51" W
1	84-7051	Post assembly for fold-away shelving, 2" D x 2" W x 51" H
2	8548-2	Fold-away shelving unit, 2 levels, 18"D x 55" W x 53.5" H
1	C24-GS	Straight walk through steel partition



GMC
SAVANA

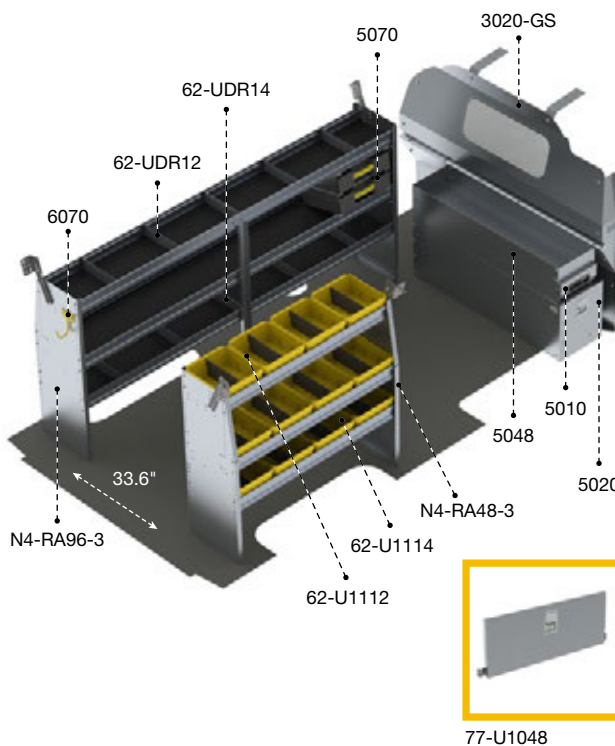
PACKAGES



GSR-27 ALUMINUM

	Aluminum	135"	Standard
	224 lbs	4.4 hrs	Yes

Qty	Part	Description
1	3020-GS	Countoured safety partition with tempered glass window
2	5070	Partskeeper carry case with holder
1	6070	6" Hook, 3" opening, painted
4	62-U1112	12" deep plastic bin
8	62-U1114	14" deep plastic bin
1	62-UDR12	Set of 5 dividers for a 12" Shelf
1	62-UDR14	Set of 5 dividers for a 14" Shelf
1	77-U1048	Adjustable shelving door unit - 45" W - for 48" & 96" shelves
1	N4-RA48-3	Aluminum shelving unit for low roof van 14" D x 48" W x 44.5" H
1	N4-RA84-3	Aluminum shelving unit for low roof van 14" D x 84" W x 44.5" H









GSL-27 ALUMINUM

	Aluminum	155"	Standard
	339 lbs	6.1 hrs	Yes

Qty	Part	Description
1	3020-GS	Countoured safety partition with tempered glass window
1	5010	Partslider drawer 48" D
1	5020	Tool Drawer 48" D x 14" W x 16" H
1	5048	Top edge
2	5070	Partskeeper carry case with holder
1	6070	6" Hook, 3" opening, painted
4	62-U1112	12" deep plastic bin
8	62-U1114	14" deep plastic bin
1	62-UDR12	Set of 5 dividers for a 12" Shelf
1	62-UDR14	Set of 5 dividers for a 14" Shelf
1	77-U1048	Adjustable shelving door unit - 45" W - for 48" & 96" shelves
1	N4-RA48-3	Aluminum shelving unit for low roof van 14" D x 48" W x 44.5" H
1	N4-RA96-3	Aluminum shelving unit for low roof van 14" D x 96" W x 44.5" H

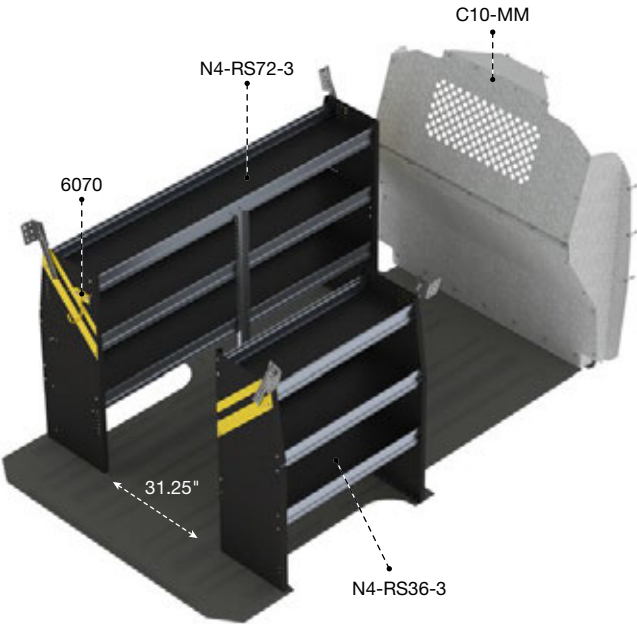


MMR-10
CONTRACTOR




	Steel		126", 135"		Standard
	164 lbs		3.2 hrs		Yes

Qty	Part #	Description
1	6070	6" Hook, 3" opening, painted
1	C10-MM	Contoured steel partition with perforated window
2	N4-RS36-3	Steel shelving unit for low roof van 14" D x 36" W x 46.5" H

The Base package is designed to fit in a Metris with dual sliding doors.

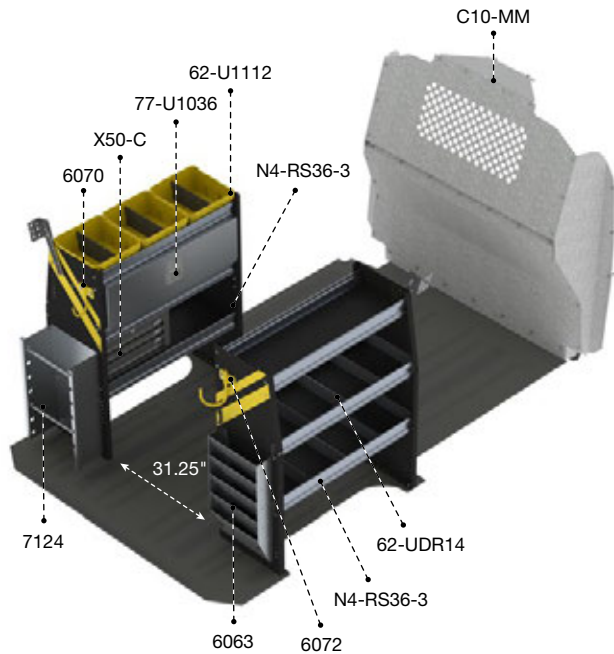


MML-10
CONTRACTOR

	Steel		126", 135"		Standard
	189 lbs		3.3 hrs		Yes

Qty	Part #	Description
1	6070	6" Hook, 3" opening, painted
1	C10-MM	Contoured steel partition with perforated window
1	N4-RS36-3	Steel shelving unit for low roof van 14" D x 36" W x 46.5" H
1	N4-RS72-3	Steel shelving unit for low roof van 14" D x 72" W x 46.5" H

The Deluxe package is designed to fit in a Metris with a single sliding door.

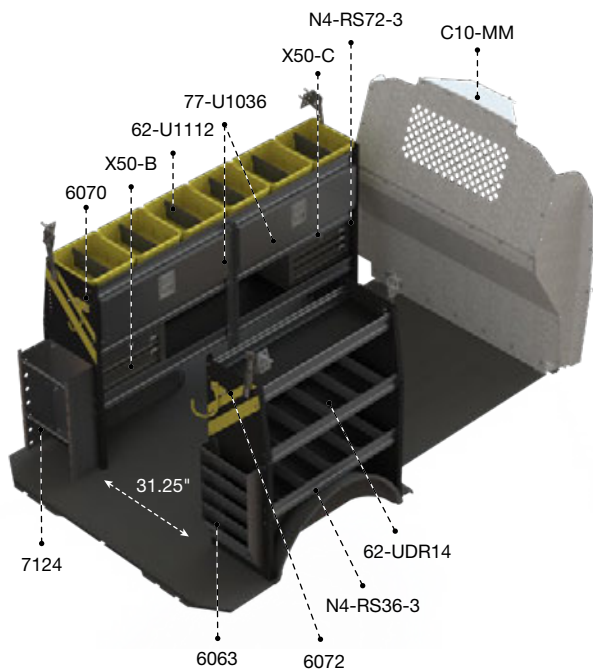


MMR-11 ELECTRICAL







 Steel	 126", 135"	 Standard
 229 lbs	 4.9 hrs	 Yes

Qty	Part #	Description
1	6063	Paper holder, extra deep, 5 slots
1	6070	6" Hook, 3" opening, painted
1	6072	8" Swivel hook, 4" opening, painted
3	62-U1112	12" Deep plastic bin
2	62-UDR14	Set of 5 dividers for a 14" shelf
1	7124	Reel holder with two 5/8" diameter rods
1	77-U1036	Adjustable shelving door unit - 33" W - for 36" & 72" shelves
1	C10-MM	Contoured steel partition with perforated window
2	N4-RS36-3	Steel shelving unit for low roof van 14" D x 36" W x 46.5" H
1	X50-C	Compact 3-drawer unit

The Base package is designed to fit in a Metris with dual sliding doors.

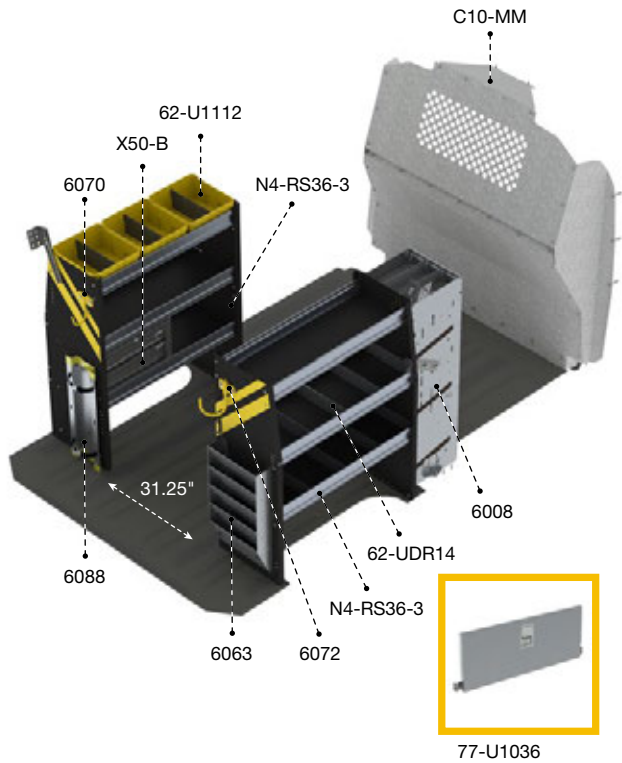


MML-11 ELECTRICAL

 Steel	 126", 135"	 Standard
 293 lbs	 5.8 hrs	 Yes

Qty	Part #	Description
1	6063	Paper holder, extra deep, 5 slots
1	6070	6" Hook, 3" opening, painted
1	6072	8" Swivel hook, 4" opening, painted
6	62-U1112	12" Deep plastic bin
2	62-UDR14	Set of 5 dividers for a 14" shelf
1	7124	Reel holder with two 5/8" diameter rods
2	77-U1036	Adjustable shelving door unit - 33" W - for 36" & 72" shelves
1	C10-MM	Contoured steel partition with perforated window
1	N4-RS36-3	Steel shelving unit for low roof van 14" D x 36" W x 44.5" H
1	N4-RS72-3	Steel shelving unit for low roof van 14" D x 72" W x 44.5" H
1	X50-B	Compact 2-drawer unit
1	X50-C	Compact 3-drawer unit

The Deluxe package is designed to fit in a Metris with a single sliding door.



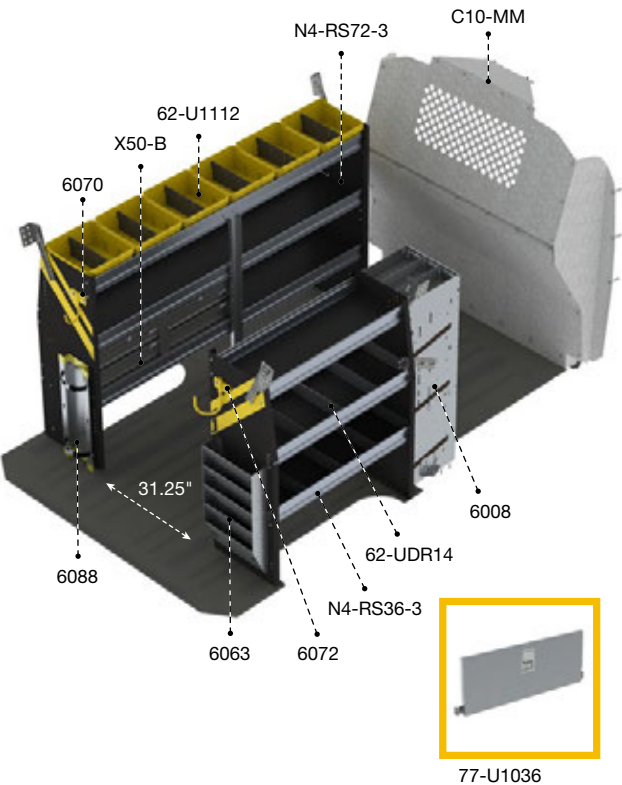
MMR-12

HVAC

	Steel		126\", 135\"/>		Standard
	246 lbs		5.2 hrs		Yes

Qty	Part #	Description
1	6008	3 Tier refrigerant rack for large bottles
1	6063	Paper holder, extra deep, 5 slots
1	6070	6\" Hook, 3\" opening, painted
1	6072	8\" Swivel hook, 4\" opening, painted
1	6088	Large aluminum bottle holder, with two black nylon straps
3	62-U1112	12\" deep plastic bin
2	62-UDR14	Set of 5 dividers for a 14\" Shelf
1	77-U1036	Adjustable shelving door unit - 33\" W - for 36\" & 72\" shelves
1	C10-MM	Contoured steel partition with perforated window
2	N4-RS36-3	Steel shelving unit for low roof van 14\" D x 36\" W x 44.5\" H
1	X50-B	2 Drawer Cabinet

The Base package is designed to fit in a Metris with dual sliding doors.



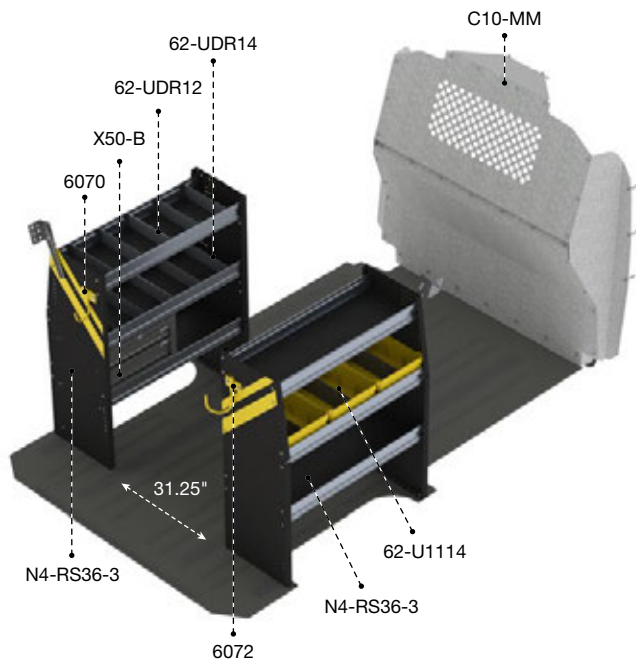
MML-12

HVAC

	Steel		126\", 135\"/>		Standard
	303 lbs		5.6 hrs		Yes

Qty	Part #	Description
1	6008	3 Tier refrigerant rack for large bottles
1	6063	Paper holder, extra deep, 5 slots
1	6070	6\" Hook, 3\" opening, painted
1	6072	8\" Swivel hook, 4\" opening, painted
1	6088	Large aluminum bottle holder, with two black nylon straps
6	62-U1112	12\" deep plastic bin
2	62-UDR14	Set of 5 dividers for a 14\" Shelf
1	77-U1036	Adjustable shelving door unit - 33\" W - for 36\" & 72\" shelves
1	C10-MM	Contoured steel partition with perforated window
1	N4-RS36-3	Steel shelving unit for low roof van 14\" D x 36\" W x 44.5\" H
1	N4-RS72-3	Steel shelving unit for low roof van 14\" D x 72\" W x 44.5\" H
2	X50-B	2 Drawer Cabinet

The Deluxe package is designed to fit in a Metris with a single sliding door.



MMR-16 SERVICE



Steel

126\", 135\"

Standard



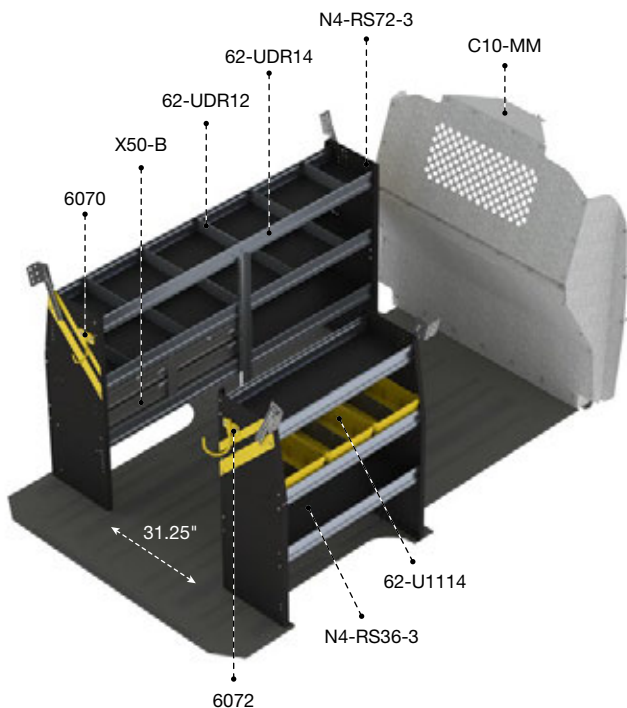
203 lbs

3.7 hrs

Yes

Qty	Part #	Description
1	6070	6\" Hook, 3\" opening, painted
1	6072	8\" Swivel hook, 4\" opening, painted
3	62-U1114	14\" Deep plastic bin
1	62-UDR12	Set of 5 dividers for a 12\" shelf
1	62-UDR14	Set of 5 dividers for a 14\" shelf
1	C10-MM	Contoured steel partition with perforated window
2	N4-RS36-3	Steel shelving unit for low roof van 14\" D x 36\" W x 44.5\" H
2	X50-B	Compact 2-drawer unit

The Base package is designed to fit in a Metris with dual sliding doors.



MML-16 SERVICE



Steel

126\", 135\"

Standard




254 lbs

4.1 hrs

Yes


Qty	Part #	Description
1	6070	6\" Hook, 3\" opening, painted
1	6072	8\" Swivel hook, 4\" opening, painted
3	62-U1114	14\" Deep plastic bin
1	62-UDR12	Set of 5 dividers for a 12\" shelf
1	62-UDR14	Set of 5 dividers for a 14\" shelf
1	C10-MM	Contoured steel partition with perforated window
1	N4-RS36-3	Steel shelving unit for low roof van 14\" D x 36\" W x 44.5\" H
1	N4-RS72-3	Steel shelving unit for low roof van 14\" D x 72\" W x 44.5\" H
2	X50-B	Compact 2-drawer unit

The Deluxe package is designed to fit in a Metris with a single sliding door.




MMR-19

DELIVERY

 Aluminum	 126", 135"	 Standard
 121 lbs	 6.4 hrs	 Yes







Qty	Part #	Description
2	8636-2	Fold-away shelving unit, 2 levels, 18" D x 43" W x 50.5" H
1	C13-MM	Wire mesh partition

The Base package is designed to fit in a Metris with dual sliding doors.



MML-19

DELIVERY

 Aluminum	 126", 135"	 Standard
 125 lbs	 6.4 hrs	 Yes

Qty	Part #	Description
1	8636-2	Fold-away shelving unit, 2 levels, 18" D x 43" W x 50.5" H
1	8658-2	Fold-away shelving unit, 2 levels, 18" D x 65" W x 50.5" H
1	C13-MM	Wire mesh partition

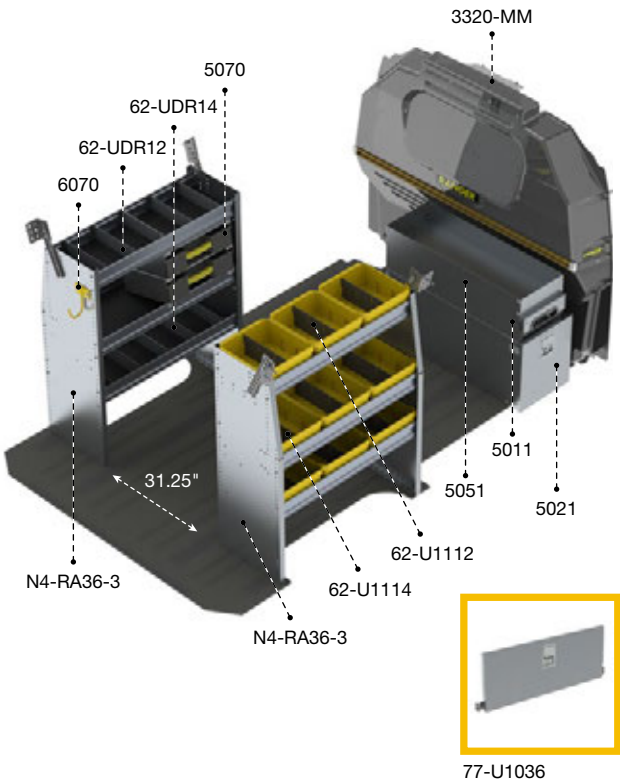
The Deluxe package is designed to fit in a Metris with a single sliding door.



ALUMINUM MML-27

MERCEDES-BENZ **METRIS**



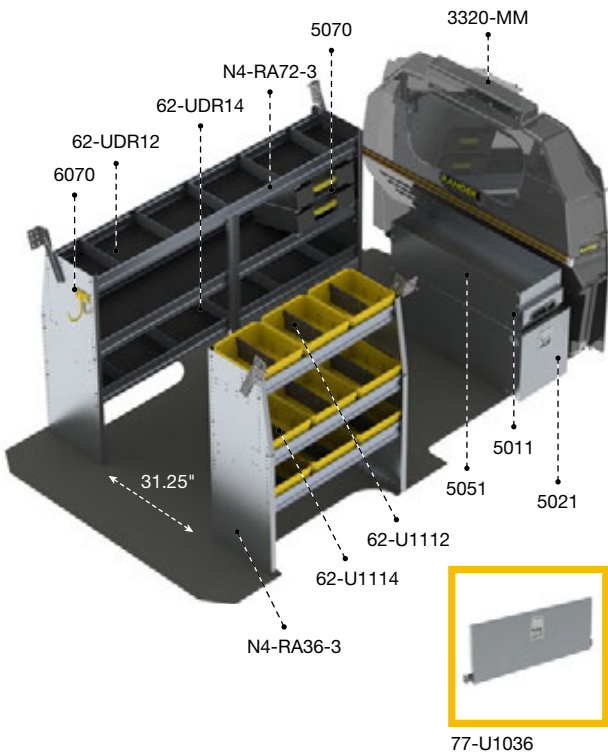


MMR-27
ALUMINUM

■ Aluminum	🚐 126", 135"	🚐 Standard
📦 252 lbs	🕒 6.2 hrs	🛡️ Yes

Qty	Part #	Description
1	3320-MM	Max view contoured safety partition
1	5011	Partslider 36" D
1	5021	Tool drawer 36" D x 14" W x 16" H
1	5051	Top edge
2	5070	Partskeeper carry case with holder
1	6070	6" Hook, 3" opening, painted
3	62-U1112	14" Deep plastic bin
6	62-U1114	14" Deep plastic bin
1	62-UDR12	Set of 5 dividers for a 12" shelf
1	62-UDR14	Set of 5 dividers for a 14" shelf
1	77-U1036	Adjustable shelving door unit - 33" W - for 36" & 72" shelves
2	N4-RA36-3	Aluminum shelving unit for low roof van 14" D x 36" W x 44.5" H

The Base package is designed to fit in a Metris with dual sliding doors.

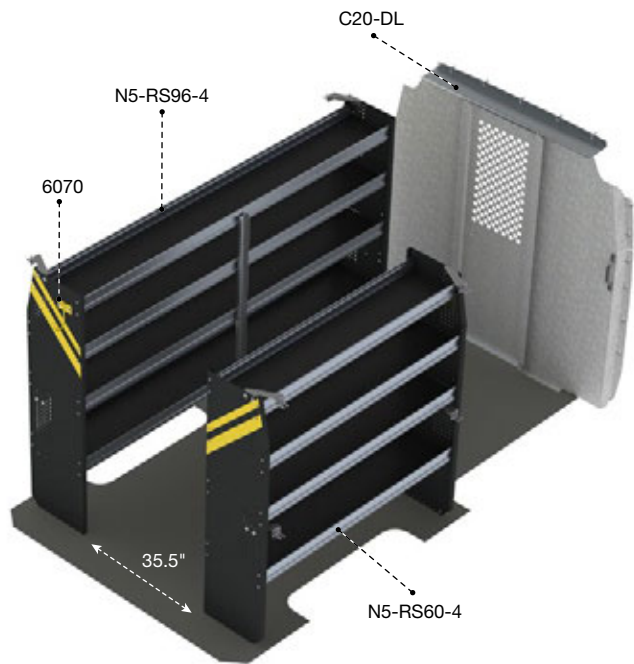


MML-27
ALUMINUM

■ Aluminum	🚐 126", 135"	🚐 Standard
📦 276 lbs	🕒 6.3 hrs	🛡️ Yes

Qty	Part #	Description
1	3320-MM	Max view contoured safety partition
1	5011	Partslider 36" D
1	5021	Tool drawer 36" D x 14" W x 16" H
1	5051	Top edge
2	5070	Partskeeper carry case with holder
1	6070	6" Hook, 3" opening, painted
3	62-U1112	12" Deep plastic bin
6	62-U1114	14" Deep plastic bin
1	62-UDR12	Set of 5 dividers for a 12" shelf
1	62-UDR14	Set of 5 dividers for a 14" shelf
1	77-U1036	Adjustable shelving door unit - 33" W - for 36" & 72" shelves
1	N4-RA36-3	Aluminum shelving unit for low roof van 14" D x 36" W x 44.5" H
1	N4-RA72-3	Aluminum shelving unit for low roof van 14" D x 72" W x 44.5" H

The Deluxe package is designed to fit in a Metris with a single sliding door.

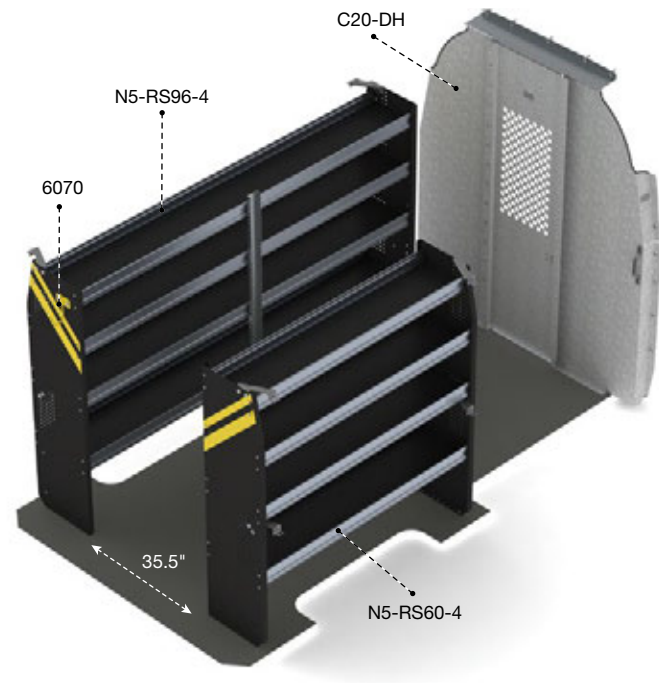


DLS-10

CONTRACTOR

Steel	144"	Low Roof
291 lbs	3.8 hrs	Yes

Qty	Part #	Description
1	6070	6" Hook, 3" opening, painted
1	C20-DL	Straight partition with perforated window, no access
1	N5-RS60-4	Steel shelving unit for high roof van, 14" D x 60" W x 62" H
1	N5-RS96-4	Steel shelving unit for high roof van, 14" D x 96" W x 62" H



DHS-10

CONTRACTOR

Steel	144"	High Roof
300 lbs	3.8 hrs	Yes


Qty	Part #	Description
1	6070	6" Hook, 3" opening, painted
1	C20-DH	Straight partition with perforated window, no access
1	N5-RS60-4	Steel shelving unit for high roof van, 14" D x 60" W x 62" H
1	N5-RS96-4	Steel shelving unit for high roof van, 14" D x 96" W x 62" H



ELECTRICAL **DHS-11**

MERCEDES-BENZ **SPRINTER**





DHL-10 CONTRACTOR



Steel



170", 170" Ext.



High Roof



355 lbs

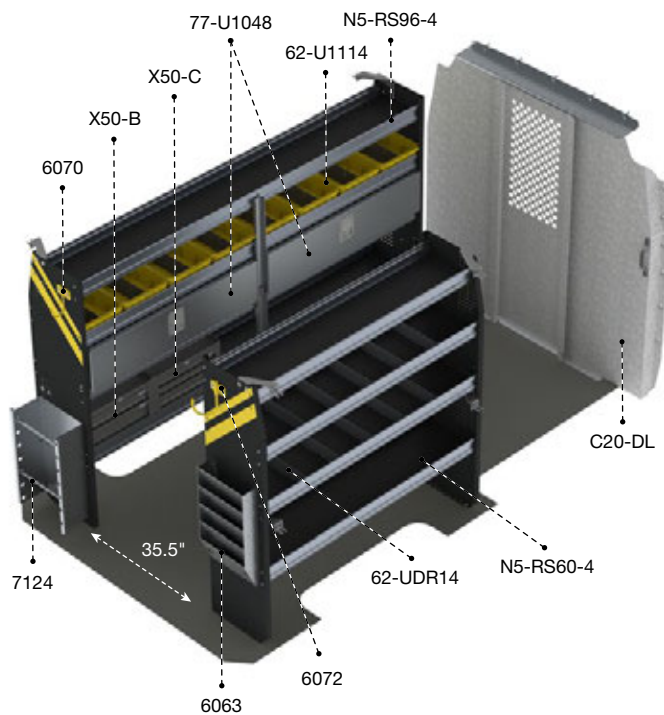


4.8 hrs



Yes

Qty	Part #	Description
1	6070	6" Hook, 3" opening, painted
1	C20-DH	Straight partition with perforated window, no access
3	N5-RS60-4	Steel shelving unit for high roof van, 14" D x 60" W x 62" H



DLS-11 ELECTRICAL



Steel



144"



Low Roof



404 lbs



6.3 hrs



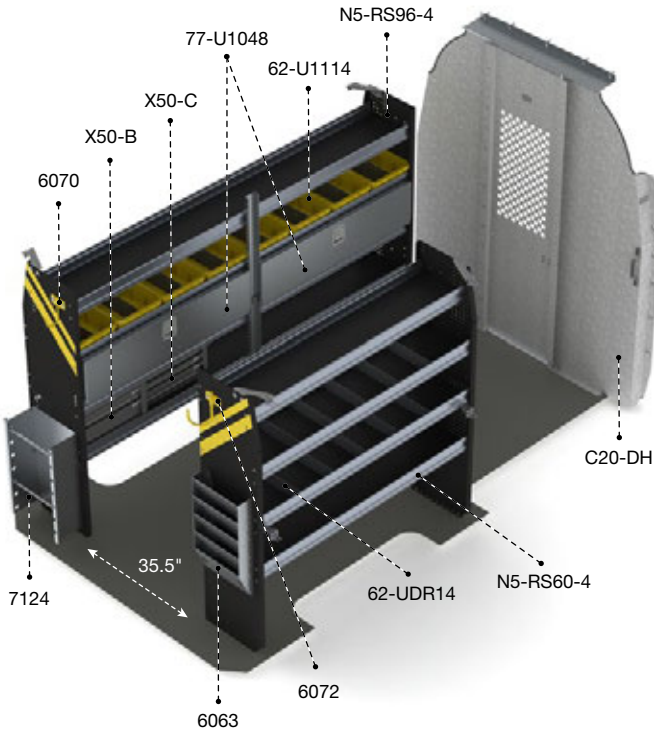
Yes

Qty	Part #	Description
1	6063	Paper holder, extra deep, 5 slots
1	6070	6" Hook, 3" opening, painted
1	6072	8" Swivel hook, 4" opening, painted
8	62-U1114	14" Deep plastic bin
2	62-UDR14	Set of 5 dividers for a 14" shelf
1	7124	Reel holder with two 5/8" diameter rods
2	77-U1048	Adjustable shelving door unit - 45" W - for 48" & 96" shelves
1	C20-DL	Straight partition with perforated window, no access
1	N5-RS60-4	Steel shelving unit for high roof van, 14" D x 60" W x 62" H
1	N5-RS96-4	Steel shelving unit for high roof van, 14" D x 96" W x 62" H
1	X50-B	Compact 2-drawer unit
1	X50-C	Compact 3-drawer unit





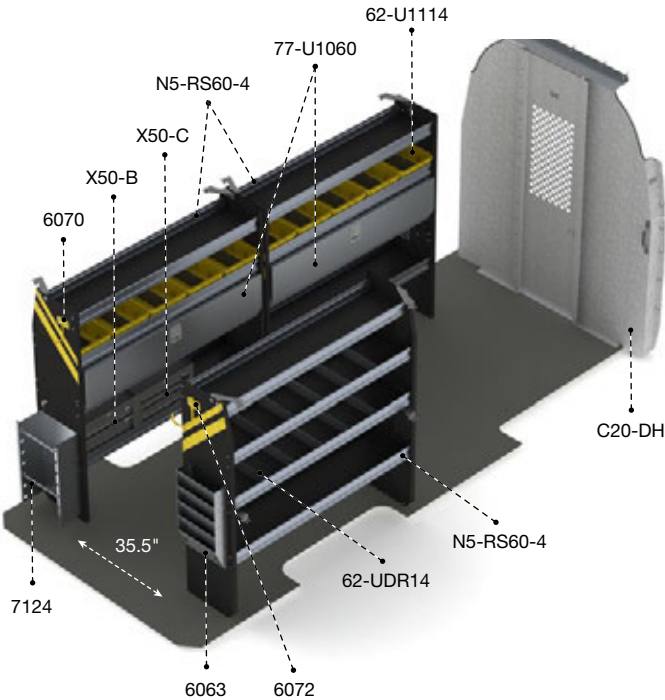
PACKAGES



DHS-11
ELECTRICAL

	Steel		144"		High Roof
	413 lbs		6.3 hrs		Yes

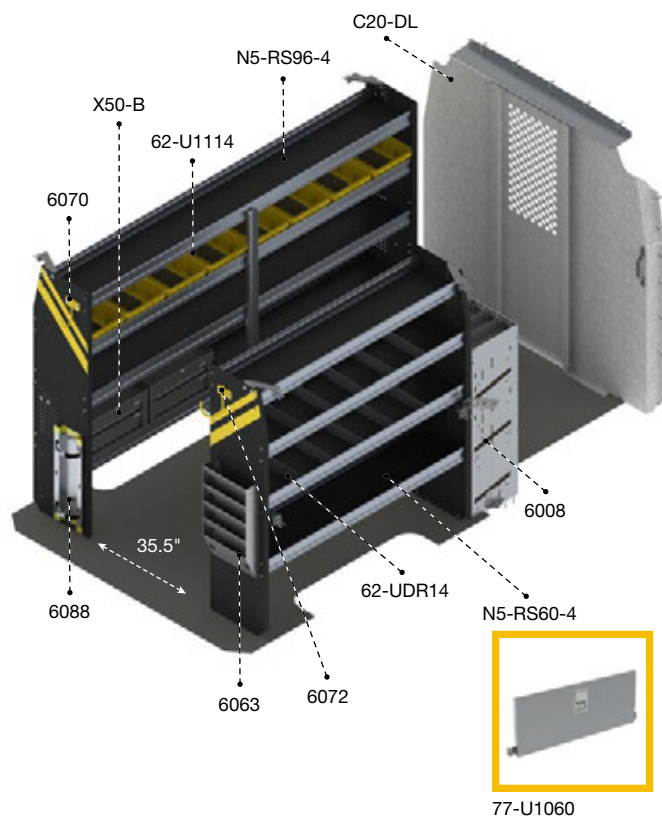
Qty	Part #	Description
1	6063	Paper holder, extra deep, 5 slots
1	6070	6" Hook, 3" opening, painted
1	6072	8" Swivel hook, 4" opening, painted
8	62-U1114	14" Deep plastic bin
2	62-UDR14	Set of 5 dividers for a 14" shelf
1	7124	Reel holder with two 5/8" diameter rods
2	77-U1048	Adjustable shelving door unit - 45" W - for 48" & 96" shelves
1	C20-DH	Straight partition with perforated window, no access
1	N5-RS60-4	Steel shelving unit for high roof van, 14" D x 60" W x 62" H
1	N5-RS96-4	Steel shelving unit for high roof van, 14" D x 96" W x 62" H
1	X50-B	Compact 2-drawer unit
1	X50-C	Compact 3-drawer unit



DHL-11
ELECTRICAL

	Steel		170", 170" Ext.		High Roof
	475 lbs		7.3 hrs		Yes

Qty	Part #	Description
1	6063	Paper holder, extra deep, 5 slots
1	6070	6" Hook, 3" opening, painted
1	6072	8" Swivel hook, 4" opening, painted
10	62-U1114	14" Deep plastic bin
2	62-UDR14	Set of 5 dividers for a 14" shelf
1	7124	Reel holder with two 5/8" diameter rods
2	77-U1060	Adjustable shelving door unit - 57" W - for 60" shelves
1	C20-DH	Straight partition with perforated window, no access
3	N5-RS60-4	Steel shelving unit for high roof van, 14" D x 60" W x 62" H
1	X50-B	Compact 2-drawer unit
1	X50-C	Compact 3-drawer unit

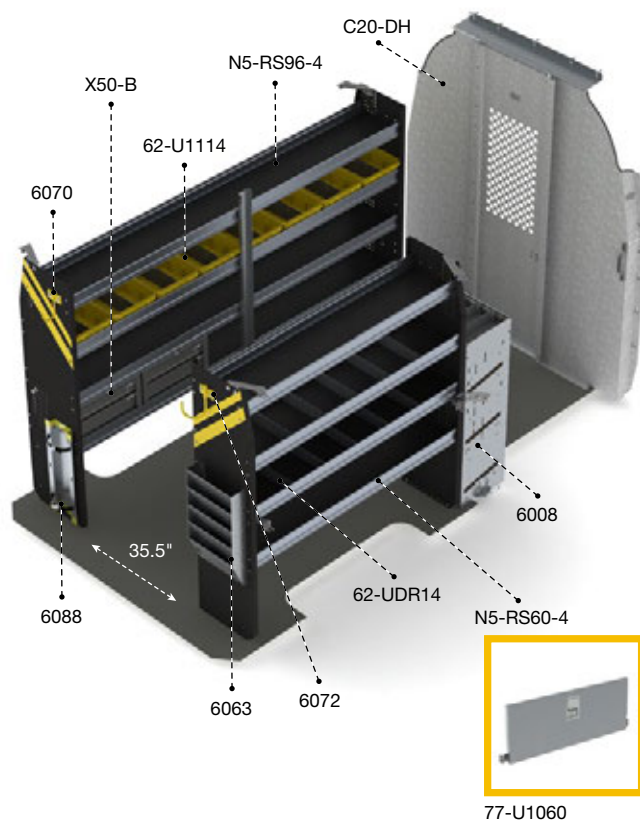


DLS-12

HVAC

Steel	144"	Low Roof
414 lbs	6.1 hrs	Yes

Qty	Part #	Description
1	6008	3 Tier refrigerant rack for large bottles
1	6063	Paper holder, extra deep, 5 slots
1	6070	6" Hook, 3" opening, painted
1	6072	8" Swivel hook, 4" opening, painted
1	6088	Large aluminum bottle holder, with two black nylon straps
8	62-U1114	14" Deep plastic bin
2	62-UDR14	Set of 5 dividers for a 14" shelf
1	77-U1060	Adjustable shelving door unit - 57" W - for 60" shelves
1	C20-DL	Straight partition with perforated window, no access
1	N5-RS60-4	Steel shelving unit for high roof van, 14" D x 60" W x 62" H
1	N5-RS96-4	Steel shelving unit for high roof van, 14" D x 96" W x 62" H
2	X50-B	Compact 2-drawer unit

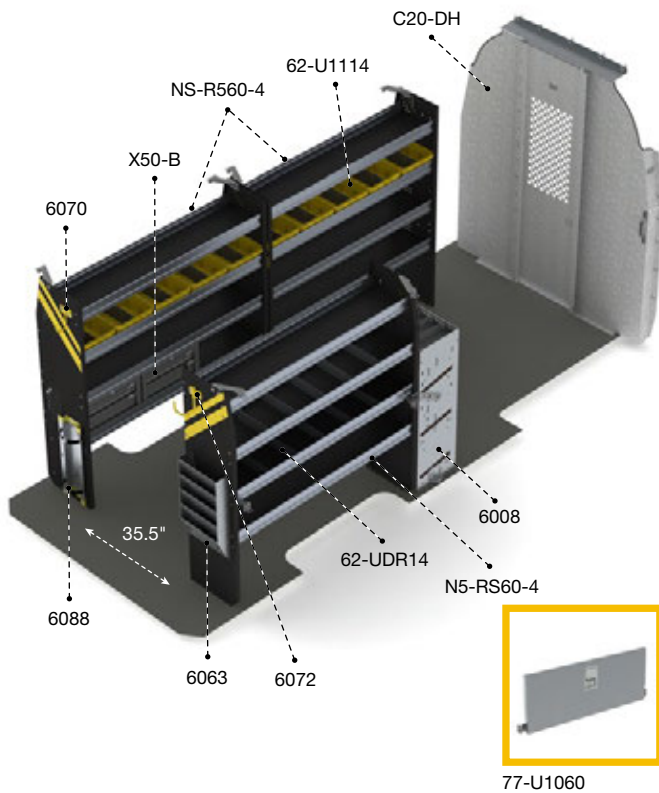


DHS-12

HVAC

Steel	144"	High Roof
423 lbs	6.1 hrs	Yes

Qty	Part #	Description
1	6008	3 Tier refrigerant rack for large bottles
1	6063	Paper holder, extra deep, 5 slots
1	6070	6" Hook, 3" opening, painted
1	6072	8" Swivel hook, 4" opening, painted
1	6088	Large aluminum bottle holder, with two black nylon straps
8	62-U1114	14" Deep plastic bin
2	62-UDR14	Set of 5 dividers for a 14" shelf
1	77-U1060	Adjustable shelving door unit - 57" W - for 60" shelves
1	C20-DH	Straight partition with perforated window, no access
1	N5-RS60-4	Steel shelving unit for high roof van, 14" D x 60" W x 62" H
1	N5-RS96-4	Steel shelving unit for high roof van, 14" D x 96" W x 62" H
2	X50-B	Compact 2-drawer unit



DHL-12

HVAC

Steel

170", 170" Ext.

High Roof

482 lbs

7.1 hrs

Yes

Qty	Part #	Description
1	6008	3 Tier refrigerant rack for large bottles
1	6063	Paper holder, extra deep, 5 slots
1	6070	6" Hook, 3" opening, painted
1	6072	8" Swivel hook, 4" opening, painted
1	6088	Large aluminum bottle holder, with two black nylon straps
10	62-U1114	14" Deep plastic bin
2	62-UDR14	Set of 5 dividers for a 14" shelf
1	77-U1060	Adjustable shelving door unit - 57" W - for 60" shelves
1	C20-DH	Straight partition with perforated window, no access
3	N5-RS60-4	Steel shelving unit for high roof van, 14" D x 60" W x 62" H
2	X50-B	Compact 2-drawer unit

DLS-16

SERVICE

Steel

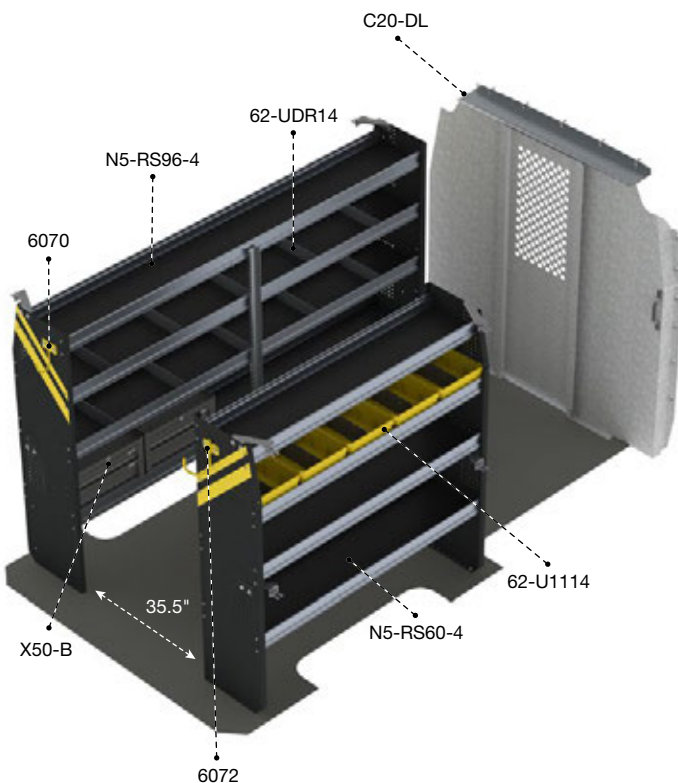
144"

Low Roof

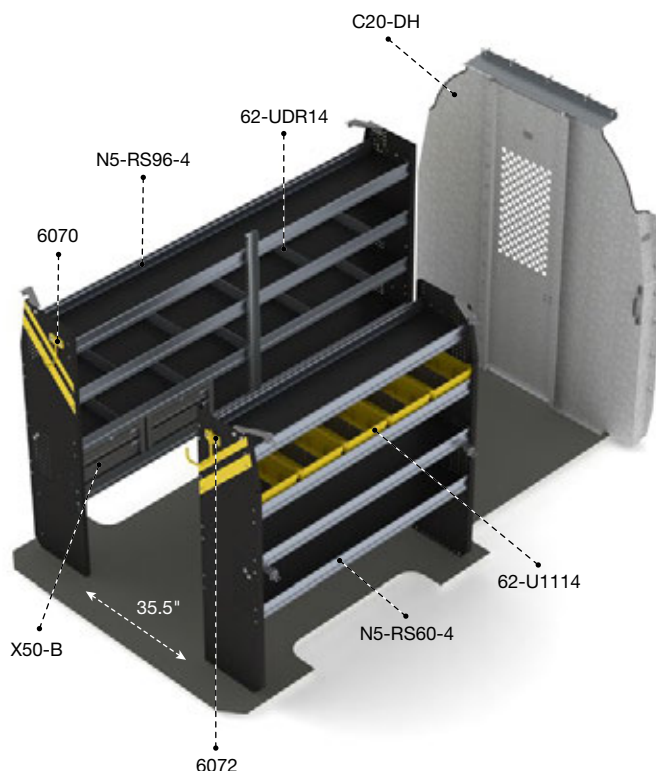
361 lbs

4.6 hrs

Yes



Qty	Part #	Description
1	6070	6" Hook, 3" opening, painted
1	6072	8" Swivel hook, 4" opening, painted
5	62-U1114	14" Deep plastic bin
2	62-UDR14	Set of 5 dividers for a 14" shelf
1	C20-DL	Straight partition with perforated window, no access
1	N5-RS60-4	Steel shelving unit for high roof van, 14" D x 60" W x 62" H
1	N5-RS96-4	Steel shelving unit for high roof van, 14" D x 96" W x 62" H
2	X50-B	Compact 2-drawer unit

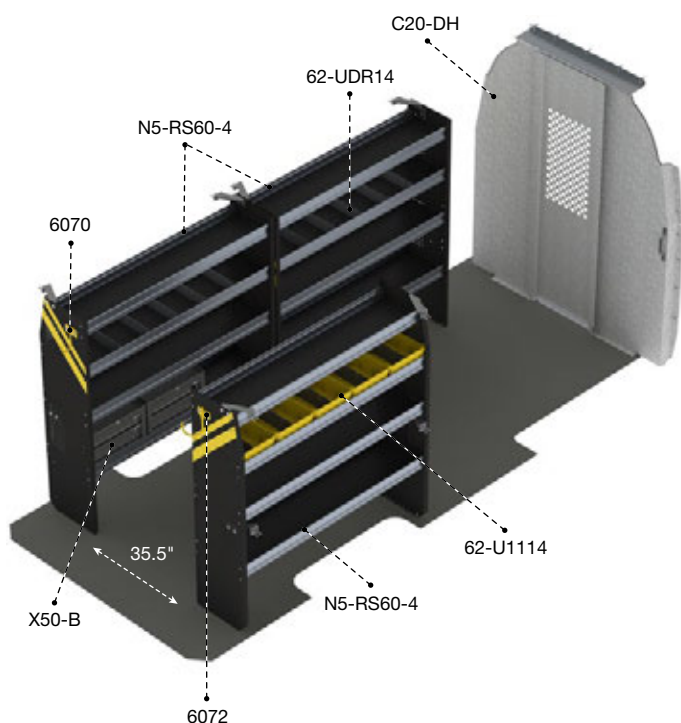


DHS-16

SERVICE







 Steel	 144"	 High Roof
 370 lbs	 4.6 hrs	 Yes

Qty	Part #	Description
1	6070	6" Hook, 3" opening, painted
1	6072	8" Swivel hook, 4" opening, painted
5	62-U1114	14" Deep plastic bin
2	62-UDR14	Set of 5 dividers for a 14" shelf
1	C20-DH	Straight partition with perforated window, no access
1	N5-RS60-4	Steel shelving unit for high roof van, 14" D x 60" W x 62" H
1	N5-RS96-4	Steel shelving unit for high roof van, 14" D x 96" W x 62" H
2	X50-B	Compact 2-drawer unit

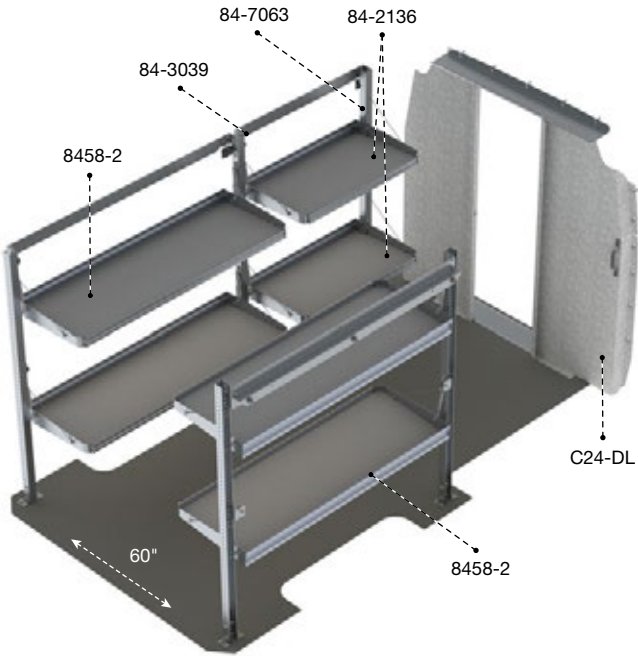


DHL-16







SERVICE

 Steel	 170", 170" Ext.	 High Roof
 425 lbs	 5.6 hrs	 Yes

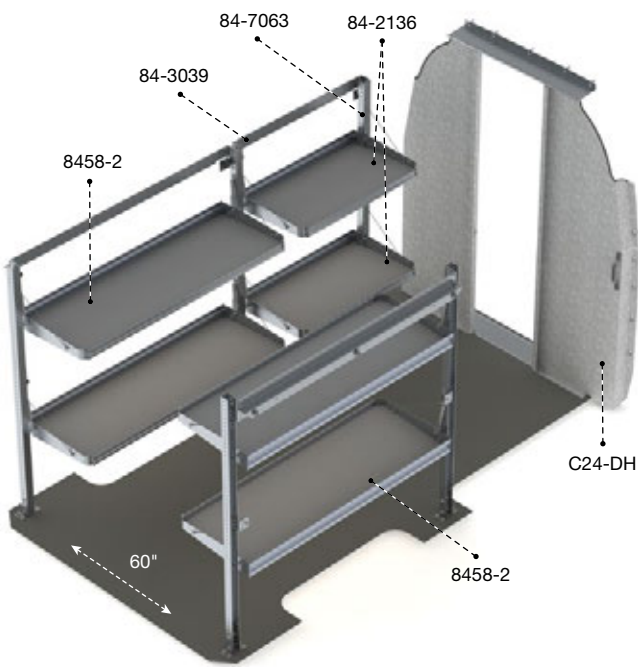
Qty	Part #	Description
1	6070	6" Hook, 3" opening, painted
1	6072	8" Swivel hook, 4" opening, painted
5	62-U1114	14" Deep plastic bin
2	62-UDR14	Set of 5 dividers for a 14" shelf
1	C20-DH	Straight partition with perforated window, no access
3	N5-RS60-4	Steel shelving unit for high roof van, 14" D x 60" W x 62" H
2	X50-B	Compact 2-drawer unit









DLS-19
DELIVERY

 Aluminum	 144"	 Low Roof
 234 lbs	 6.9 hrs	 Yes

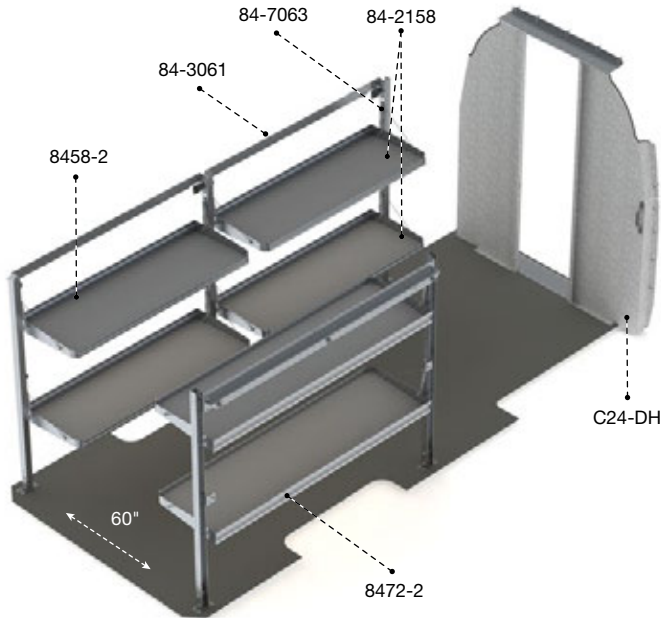
Qty	Part #	Description
2	84-2136	Fold-away shelf tray with gas shocks and hardware 21" D x 36" W
1	84-3039	Mounting bar - fold-away shelving unit: 36" W
2	8458-2	Fold-away shelving unit, 2 levels, 21" D x 58" W x 63.5" H
1	84-7063	Post assembly for fold-away shelving, 63.5" H
1	C24-DL	Straight walk through steel partition



DHS-19
DELIVERY

 Aluminum	 144"	 High Roof
 239 lbs	 6.9 hrs	 Yes

Qty	Part #	Description
2	84-2136	Fold-away shelf tray with gas shocks and hardware 21" D x 36" W
1	84-3039	Mounting bar - fold-away shelving unit: 36" W
2	8458-2	Fold-away shelving unit, 2 levels, 21" D x 58" W x 63.5" H
1	84-7063	Post assembly for fold-away shelving, 63.5" H
1	C24-DH	Straight walk through steel partition



DHL-19 DELIVERY

Aluminum

170", 170" Ext.

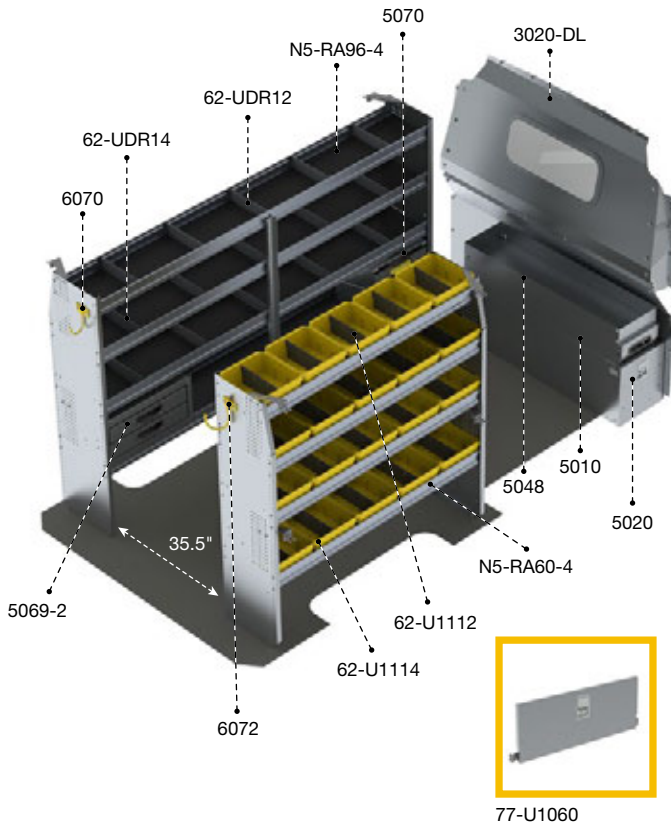
High Roof

263 lbs

7 hrs

Yes

Qty	Part #	Description
2	84-2158	Fold-away shelf tray with gas shocks and hardware 21" D x 58" W
1	84-3061	Mounting bar assembly, fold-away shelving 58"
1	8458-2	Fold-away shelving unit, 2 levels, 21"D x 58" W x 63.5" H
1	84-7063	Post assembly for fold-away shelving, 63.5" H
1	8472-2	Fold-away shelving unit, 2 levels, 21"D x 72" W x 63.5" H
1	C24-DH	Straight walk through steel partition



DLS-27 ALUMINUM

Aluminum

144"

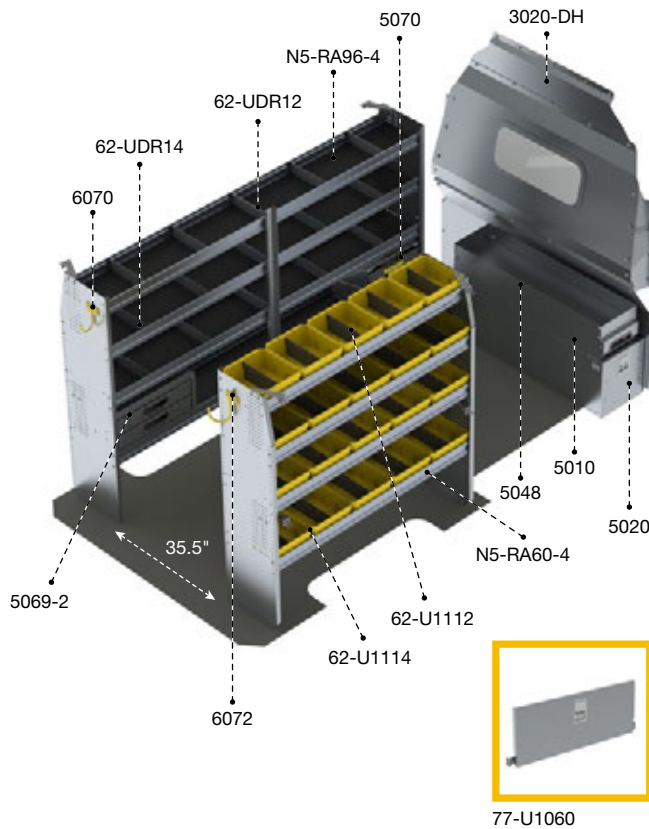
Low Roof

465 lbs

7.5 hrs

Yes

Qty	Part #	Description
1	3020-DL	Countoured safety partition with tempered glass window
1	5010	Partslider drawer
1	5020	Tool drawer 48" D x 14" W x 16" H
1	5048	Top edge
1	5069-2	2 Drawer cabinet
2	5070	Partskeeper carry case with holder
1	6070	6" Hook, 3" opening, painted
1	6072	8" Swivel hook, 4" opening, painted
5	62-U1112	12" Deep plastic bin
15	62-U1114	14" Deep plastic bin
1	62-UDR12	Set of 5 dividers for a 12" shelf
2	62-UDR14	Set of 5 dividers for a 14" shelf
1	77-U1060	Adjustable shelving door unit - 57" W - for 60" shelves
1	N5-RA60-4	Aluminum shelving unit high roof van, 60", 14"D x 60" W x 62"H
1	N5-RA96-4	Aluminum shelving unit high roof van, 96", 14"D x 96" W x 62"H



DHS-27 ALUMINUM

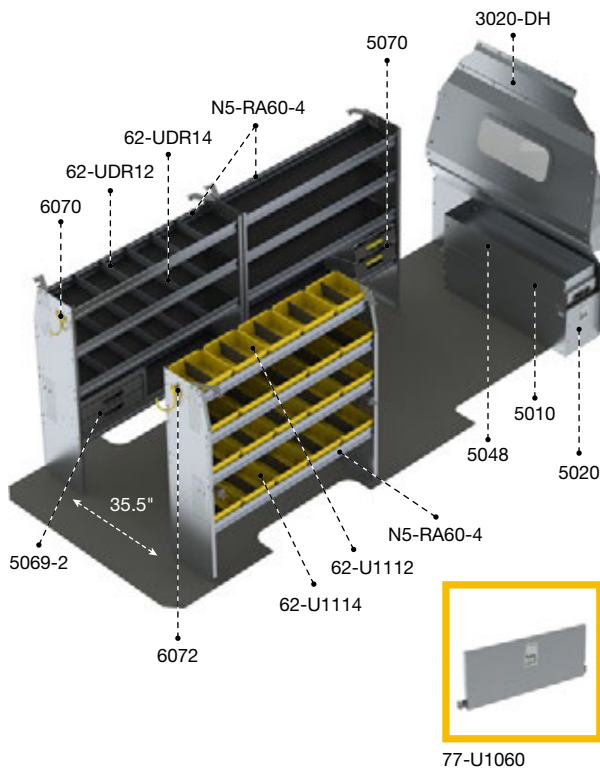
Aluminum	144"	High Roof
467 lbs	7.5 hrs	Yes

Qty	Part #	Description
1	3020-DH	Countoured safety partition with tempered glass window
1	5010	Partslider drawer
1	5020	Tool drawer 48" D x 14" W x 16" H
1	5048	Top edge
1	5069-2	2 Drawer cabinet
2	5070	Partskeeper carry case with holder
1	6070	6" Hook, 3" opening, painted
1	6072	8" Swivel hook, 4" opening, painted
5	62-U1112	12" Deep plastic bin
15	62-U1114	14" Deep plastic bin
1	62-UDR12	Set of 5 dividers for a 12" shelf
2	62-UDR14	Set of 5 dividers for a 14" shelf
1	77-U1060	Adjustable shelving door unit - 57" W - for 60" shelves
1	N5-RA60-4	Aluminum shelving unit high roof van, 60", 14" D x 60" W x 62" H
1	N5-RA96-4	Aluminum shelving unit high roof van, 96", 14" D x 96" W x 62" H

DHL-27 ALUMINUM

Aluminum	170", 170" Ext.	High Roof
508 lbs	8.5 hrs	Yes

Qty	Part #	Description
1	3020-DH	Countoured safety partition with tempered glass window
1	5010	Partslider 48" D
1	5020	Tool drawer 48" D x 14" W x 16" H
1	5048	Top edge
1	5069-2	2 Drawer cabinet
2	5070	Partskeeper carry case with holder
1	6070	6" Hook, 3" opening, painted
1	6072	8" Swivel hook, 4" opening, painted
5	62-U1112	12" Deep plastic bin
15	62-U1114	14" Deep plastic bin
1	62-UDR12	Set of 5 dividers for a 12" shelf
2	62-UDR14	Set of 5 dividers for a 14" shelf
1	77-U1060	Adjustable shelving door unit - 57" W - for 60" shelves
3	N5-RA60-4	Aluminum shelving unit high roof van, 60", 14" D x 60" W x 62" H





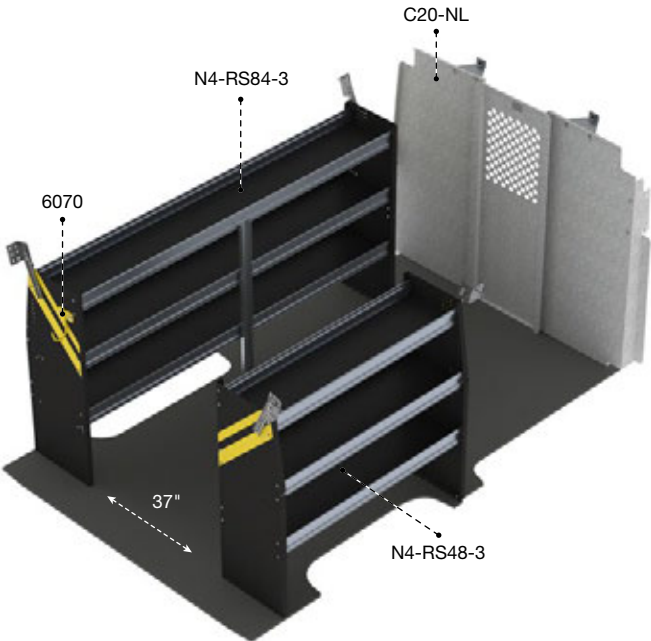
ALUMINUM DHS-27

MERCEDES-BENZ **SPRINTER**







PACKAGES




NVL-10

CONTRACTOR







 Steel	 146"	 Low Roof
 200 lbs	 3.3 hrs	 Yes

Qty	Part #	Description
1	6070	6" Hook, 3" opening, painted
1	C20-NL	Straight steel partition with perforated window, no access
1	N4-RS48-3	Steel Shelving Unit for Low Roof Van, 14" D x 48" W x 44.5" H
1	N4-RS84-3	Steel Shelving Unit for Low Roof Van, 14" D x 84" W x 44.5" H



NVH-10

CONTRACTOR

 Steel	 146"	 High Roof
 271 lbs	 4.3 hrs	 Yes

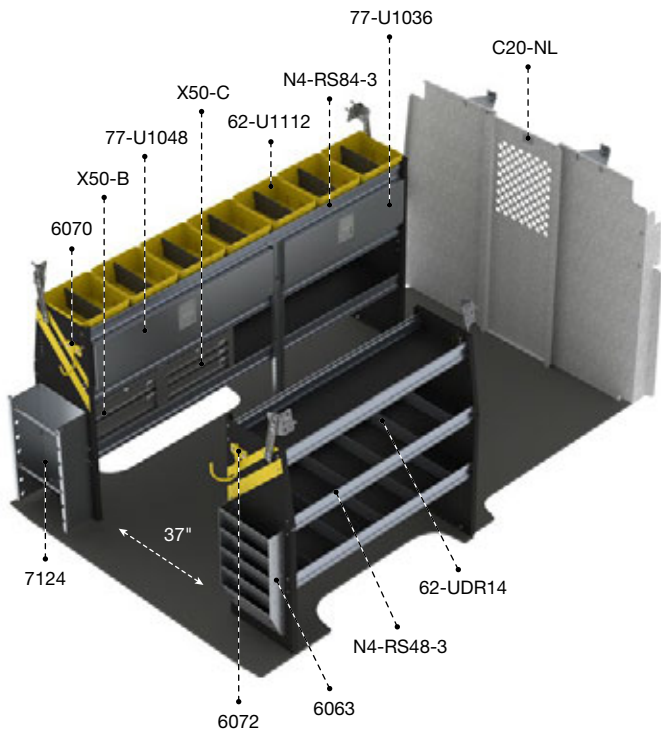
Qty	Part #	Description
1	6070	6" Hook, 3" opening, painted
1	C20-NH	Straight steel partition with perforated window, no access
1	N5-RS48-4	Steel shelving unit for high roof van, 14" D x 48" W x 62" H
1	N5-RS84-4	Steel shelving unit for high roof van, 14" D x 84" W x 62" H






CONTRACTOR **NVH-10**

NISSAN **NV**

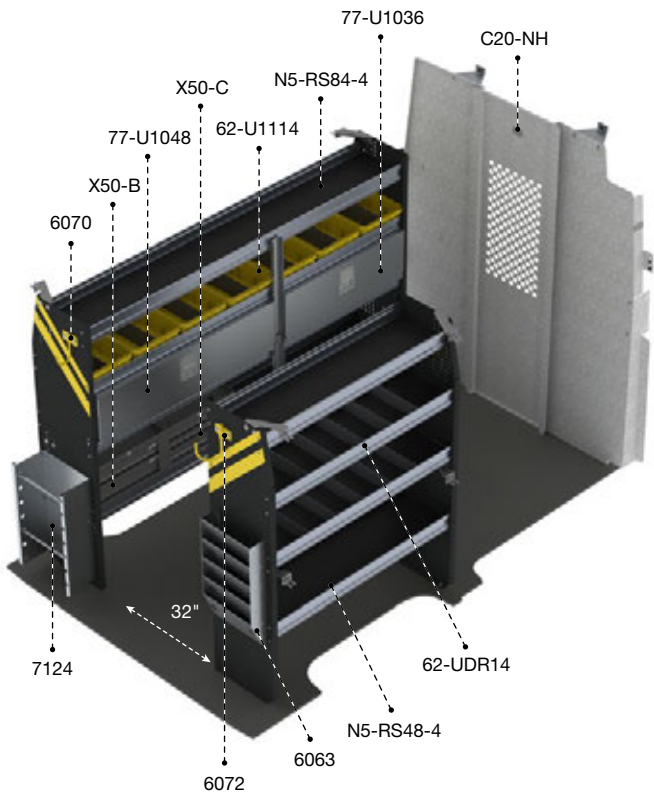




NVL-11
ELECTRICAL

	Steel		146"		Low Roof
	308 lbs		5.8 hrs		Yes

Qty	Part #	Description
1	6063	Paper holder, extra deep, 5 slots
1	6070	6" Hook, 3" opening, painted
1	6072	8" Swivel hook, 4" opening, painted
1	7124	Reel holder with two 5/8" diameter rods
7	62-U1112	12" Deep plastic bin
2	62-UDR14	Set of 5 dividers for a 14" shelf
1	77-U1036	Adjustable shelving door unit - 33" W - for 36" and 72" shelves
1	77-U1048	Adjustable shelving door unit - 45" W - for 48" and 96" shelves
1	C20-NL	Straight steel partition with perforated window, no access
1	N4-RS48-3	Steel shelving unit for low roof van, 14" D x 48" W x 44.5" H
1	N4-RS84-3	Steel shelving unit for low roof van, 14" D x 84" W x 44.5" H
1	X50-B	Compact 2-drawer unit
1	X50-C	Compact 3-drawer unit



NVH-11
ELECTRICAL

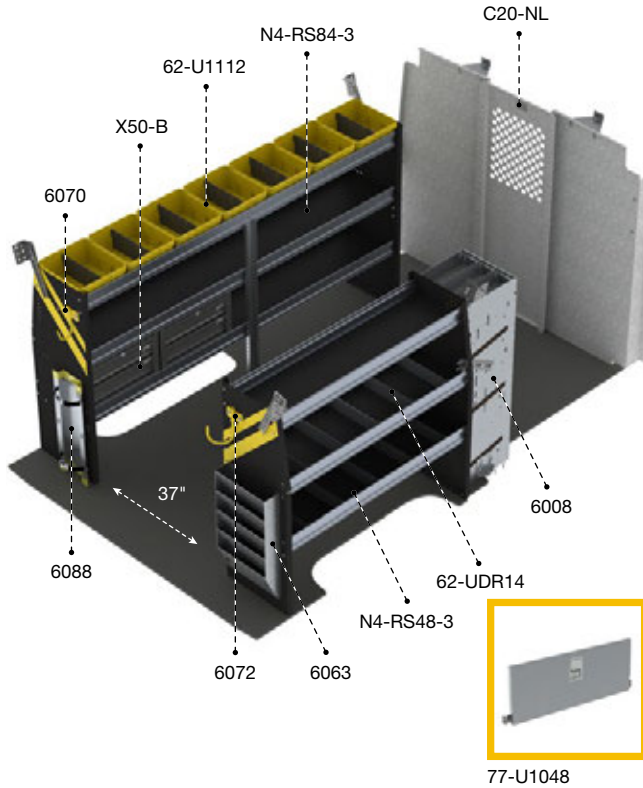
	Steel		146"		High Roof
	380 lbs		6.8 hrs		Yes

Qty	Part #	Description
1	6063	Paper holder, extra deep, 5 slots
1	6070	6" Hook, 3" opening, painted
1	6072	8" Swivel hook, 4" opening, painted
1	7124	Reel holder with two 5/8" diameter rods
7	62-U1114	14" Deep plastic bin
2	62-UDR14	Set of 5 dividers for a 14" shelf
1	77-U1036	Adjustable shelving door unit - 33" W - for 36" and 72" shelves
1	77-U1048	Adjustable shelving door unit - 45" W - for 48" and 96" shelves
1	C20-NH	Straight steel partition with perforated window, no access
1	N5-RS48-4	Steel shelving unit for high roof van, 14" D x 48" W x 62" H
1	N5-RS84-4	Steel shelving unit for high roof van, 14" D x 84" W x 62" H
1	X50-B	Compact 2-drawer unit
1	X50-C	Compact 3-drawer unit



NISSAN
NV

PACKAGES

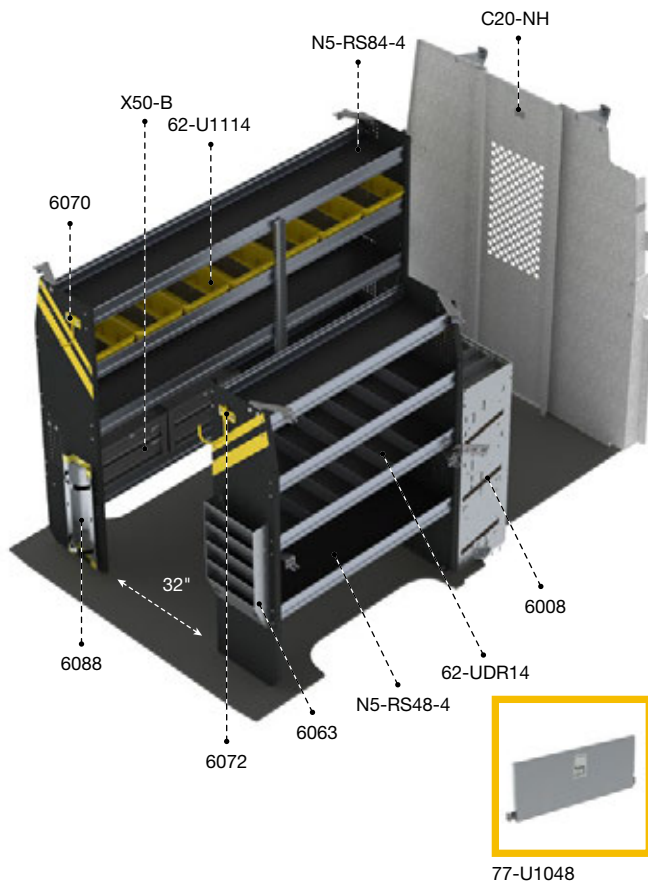


NVL-12 HVAC

Steel	146"	Low Roof
317 lbs	5.6 hrs	Yes

Qty	Part #	Description
1	6008	3 Tier refrigerant rack for large bottles
1	6063	Paper holder, extra deep, 5 slots
1	6070	6" Hook, 3" opening, painted
1	6072	8" Swivel hook, 4" opening, painted
1	6088	Large aluminum bottle holder, with two black nylon straps
7	62-U1112	12" Deep plastic bin
2	62-UDR14	Set of 5 dividers for a 14" shelf
1	77-U1048	Adjustable shelving door unit - 45" W - for 48" & 96" shelves
1	C20-NL	Straight steel partition with perforated window, no access
1	N4-RS48-3	Steel shelving unit for low roof van, 14" D x 48" W x 44.5" H
1	N4-RS84-3	Steel shelving unit for low roof van, 14" D x 84" W x 44.5" H
2	X50-B	Compact 2-drawer unit

PACKAGES



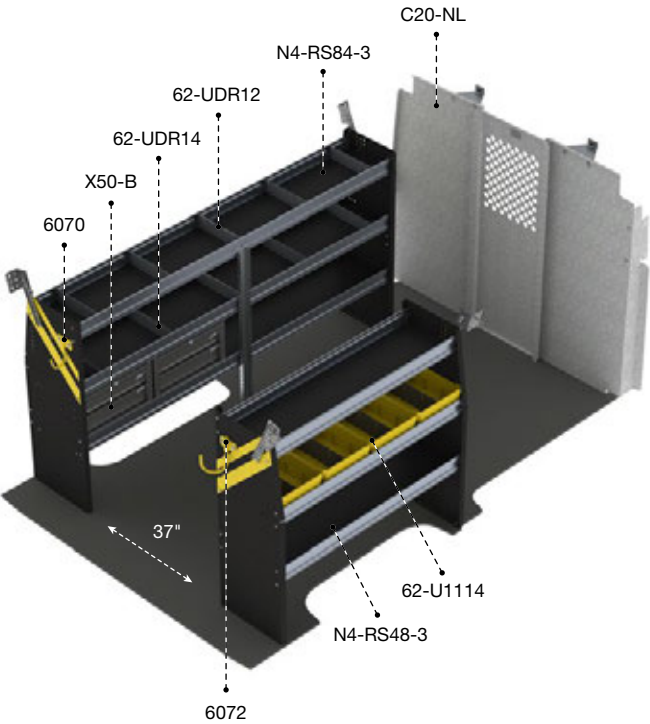
NVH-12 HVAC

Steel	146"	High Roof
390 lbs	6.6 hrs	Yes

Qty	Part #	Description
1	6008	3 Tier refrigerant rack for large bottles
1	6063	Paper holder, extra deep, 5 slots
1	6070	6" Hook, 3" opening, painted
1	6072	8" Swivel hook, 4" opening, painted
1	6088	Large aluminum bottle holder, with two black nylon straps
7	62-U1114	14" Deep plastic bin
2	62-UDR14	Set of 5 dividers for a 14" shelf
1	77-U1048	Adjustable shelving door unit - 45" W - for 48" & 96" shelves
1	C20-NH	Straight steel partition with perforated window, no access
1	N5-RS48-4	Steel shelving unit for low roof van, 14" D x 48" W x 62" H
1	N5-RS84-4	Steel shelving unit for low roof van, 14" D x 84" W x 62" H
2	X50-B	Compact 2-drawer unit









PACKAGES

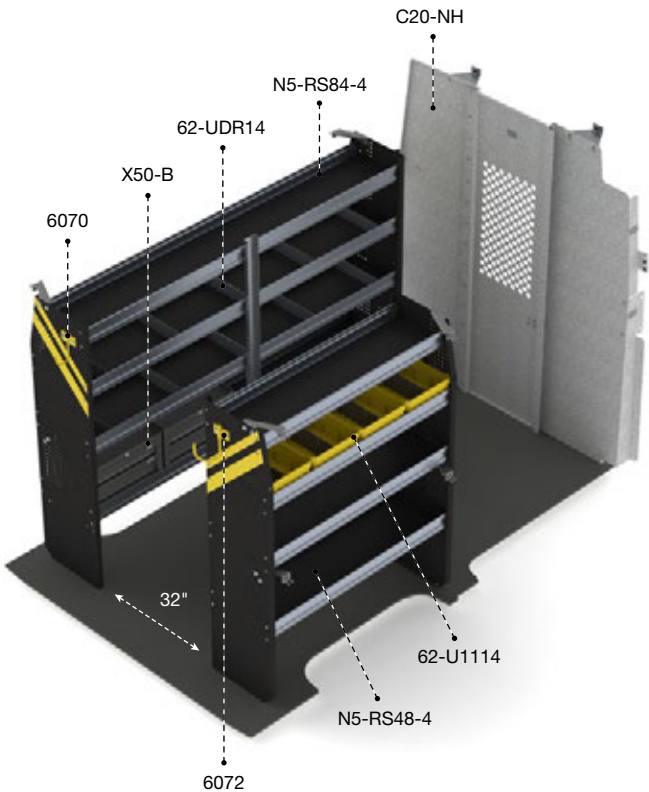


NVL-16

SERVICE







 Steel	 146"	 Low Roof
 267 lbs	 4.1 hrs	 Yes

Qty	Part #	Description
1	6070	6" Hook, 3" opening, painted
1	6072	8" Swivel hook, 4" opening, painted
4	62-U1114	14" Deep plastic bin
1	62-UDR12	Set of 5 dividers for a 12" shelf
1	62-UDR14	Set of 5 dividers for a 14" shelf
1	C20-NL	Straight steel partition with perforated window, no access
1	N4-RS48-3	Steel shelving unit for low roof van, 14" D x 48" W x 44.5" H
1	N4-RS84-3	Steel shelving unit for low roof van, 14" D x 84" W x 44.5" H
2	X50-B	Compact 2-drawer unit



NVH-16

SERVICE


 Steel	 146"	 High Roof
 339 lbs	 5.1 hrs	 Yes

Qty	Part #	Description
1	6070	6" Hook, 3" opening, painted
1	6072	8" Swivel hook, 4" opening, painted
4	62-U1114	14" Deep plastic bin
2	62-UDR14	Set of 5 dividers for a 14" shelf
1	C20-NH	Straight steel partition with perforated window, no access
1	N5-RS48-4	Steel shelving unit for high roof van, 14" D x 48" W x 62" H
1	N5-RS84-4	Steel shelving unit for high roof van, 14" D x 84" W x 62" H
2	X50-B	Compact 2-drawer unit



NISSAN
NV

PACKAGES



NVL-19 DELIVERY

Aluminum

146"

Low Roof

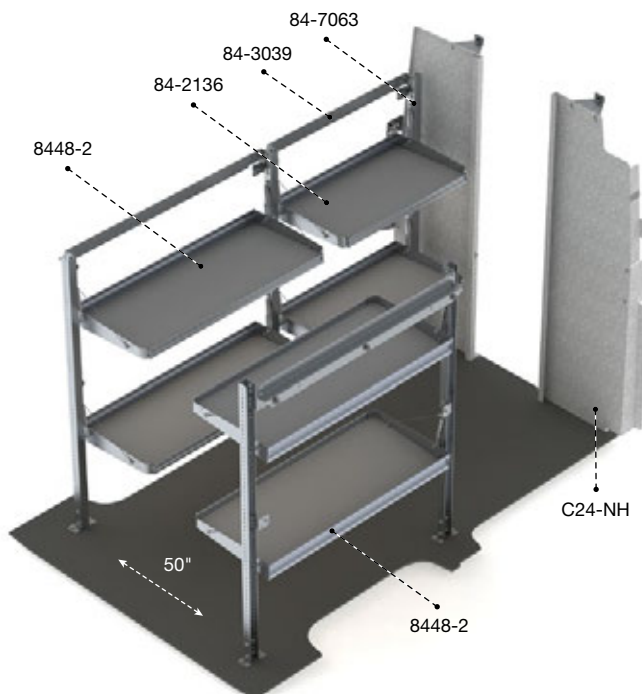
166 lbs

5.6 hrs

Yes

Qty	Part #	Description
1	8548-2	Fold-away shelving unit, 2 levels, 18" D x 48" W x 51.5" H
1	8572-2	Fold-away shelving unit, 2 levels, 18" D x 72" W x 51.5" H
1	C24-NL	Straight walk through steel partition

PACKAGES



NVH-19 DELIVERY

Aluminum

146"

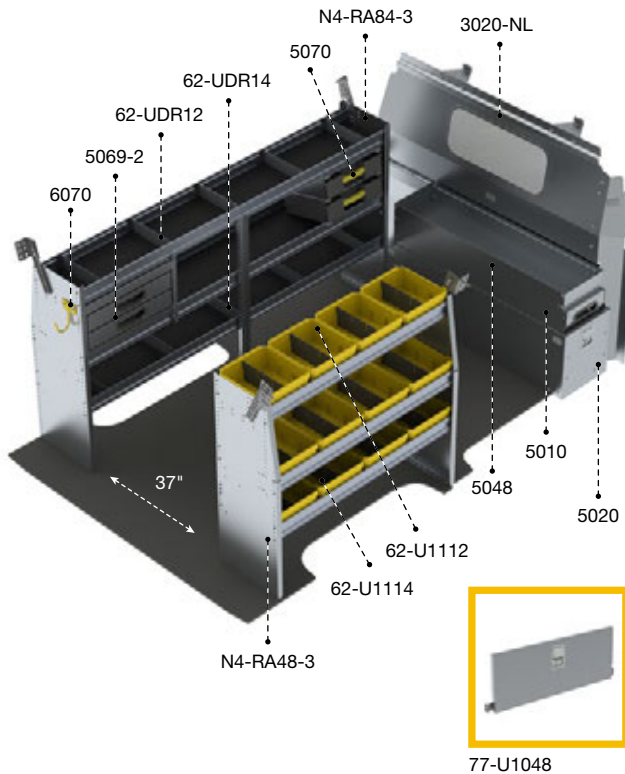
High Roof

218 lbs

6.5 hrs

Yes

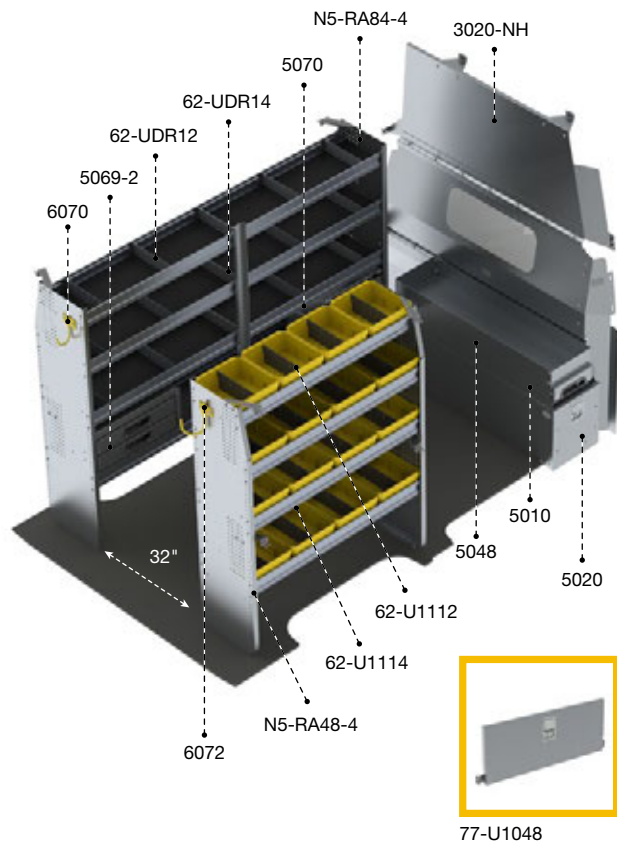
Qty	Part #	Description
2	84-2136	Shelf tray assembly, 21 x 36, Fold-Away
1	84-3039	Mounting bar assembly, 36", Fold-Away
1	84-7063	Post assembly, 63.5"H, Fold-Away
2	8448-2	Fold-away shelving unit, 2 levels, 21" D x 55" W x 63.5" H
1	C24-NH	Straight walk through steel partition



NVL-27 ALUMINUM

Aluminum	146"	Low Roof
361 lbs	6.6 hrs	Yes

Qty	Part #	Description
1	3020-NL	Countoured safety partition with tempered glass window
1	5010	Partslider drawer
1	5020	Tool drawer 48" D x 14" W x 16" H
1	5048	Top edge
2	5070	Partskeeper carry case with holder
1	6070	6" Hook, 3" opening, painted
1	5069-2	2 Drawer cabinet
4	62-U1112	12" Deep plastic bin
8	62-U1114	14" Deep plastic bin
1	62-UDR12	Set of 5 dividers for a 12" shelf
1	62-UDR14	Set of 5 dividers for a 14" shelf
1	77-U1048	Adjustable shelving door unit - 45" W - for 48" & 96" shelves
1	N4-RA48-3	Aluminum shelving unit for low roof van, 14" D x 48" W x 44.5" H
1	N4-RA84-3	Aluminum shelving unit for low roof van, 14" D x 84" W x 44.5" H



NVH-27 ALUMINUM


Aluminum	146"	High Roof
430 lbs	7.5 hrs	Yes

Qty	Part #	Description
1	3020-NH	Countoured safety partition with tempered glass window
1	5010	Partslider drawer
1	5020	Tool drawer 48" D x 14" W x 16" H
1	5048	Top edge
2	5070	Partskeeper carry case with holder
1	5069-2	2 Drawer cabinet
1	6070	6" Hook, 3" opening, painted
1	6072	8" Swivel hook, 4" opening, painted
4	62-U1112	12" Deep plastic bin
12	62-U1114	14" Deep plastic bin
1	62-UDR12	Set of 5 dividers for a 12" shelf
2	62-UDR14	Set of 5 dividers for a 14" shelf
1	77-U1048	Adjustable shelving door unit - 45" W - for 48" & 96" shelves
1	N5-RA48-4	Aluminum shelving unit for low roof van, 14" D x 48" W x 62" H
1	N5-RA84-4	Aluminum shelving unit for low roof van, 14" D x 84" W x 62" H



NISSAN
NV200

PACKAGES



CNR-10 CONTRACTOR

Steel

115"


Standard

144 lbs

3.2 hrs

Yes

Qty	Part #	Description
1	6070	6" Hook, 3" opening, painted
1	C10-W	Contoured steel partition with perforated window
2	N4-RS36-3	Steel shelving unit for low roof van 14" D x 36" W x 44.5" H



CNL-10 CONTRACTOR

Steel

115"

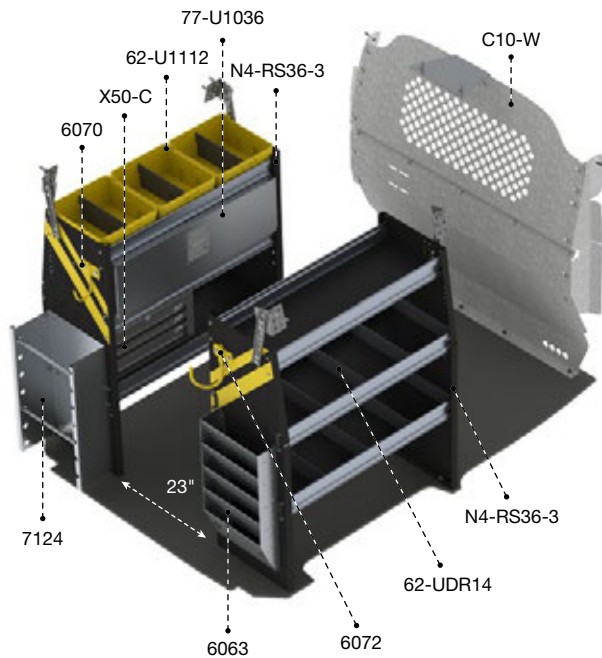
Standard

159 lbs

3.2 hrs

Yes

Qty	Part #	Description
1	6070	6" Hook, 3" opening, painted
1	C10-W	Contoured steel partition with perforated window
1	N4-RS36-3	Steel shelving unit for low roof van 14" D x 36" W x 44.5" H
1	N4-RS60-3	Steel shelving unit for low roof van 14" D x 60" W x 44.5" H



CNR-11 ELECTRICAL



Steel

115"

Standard



209 lbs

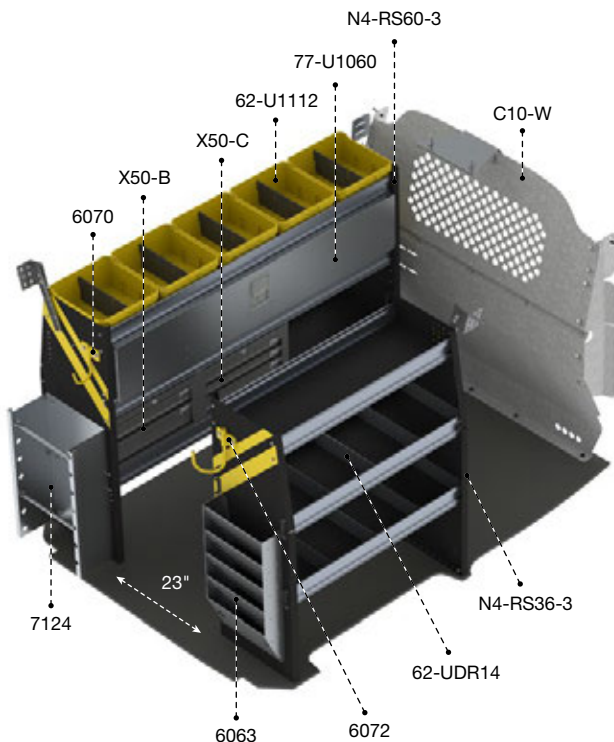


4.9 hrs



Yes

Qty	Part #	Description
1	6063	Paper holder, extra deep, 5 slots
1	6070	6" Hook, 3" opening, painted
1	6072	8" Swivel hook, 4" opening, painted
3	62-U1112	12" Deep plastic bin
2	62-UDR14	Set of 5 dividers for a 14" shelf
1	7124	Reel holder with two 5/8" diameter rods
1	77-U1036	Adjustable shelving door unit - 33" W - for 36" & 72" shelves
1	C10-W	Contoured steel partition with perforated window
2	N4-RS36-3	Steel shelving unit for low roof van 14" D x 36" W x 44.5" H
1	X50-C	Compact 3-drawer unit



CNL-11 ELECTRICAL



Steel

115"

Standard



258 lbs



5.2 hrs



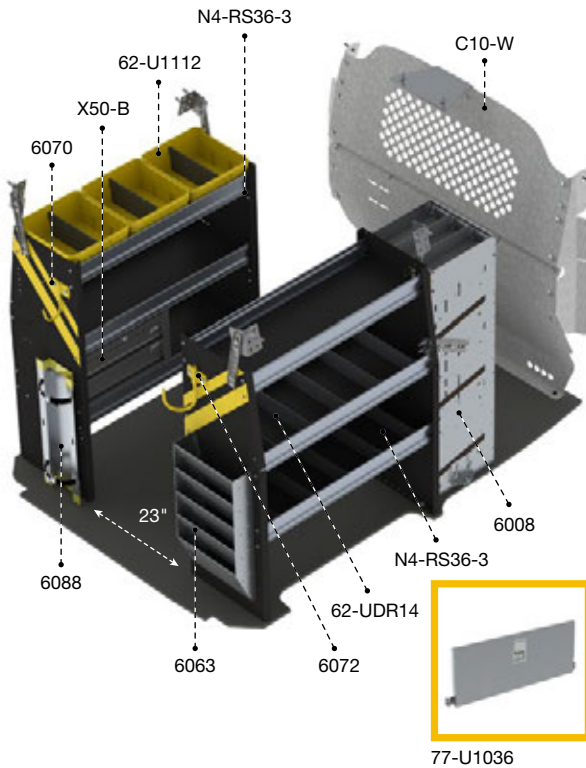
Yes

Qty	Part #	Description
1	6063	Paper holder, extra deep, 5 slots
1	6070	6" Hook, 3" opening, painted
1	6072	8" Swivel hook, 4" opening, painted
5	62-U1112	12" Deep plastic bin
2	62-UDR14	Set of 5 dividers for a 14" shelf
1	7124	Reel holder with two 5/8" diameter rods
1	77-U1060	Adjustable shelving door unit - 57" W - for 60" shelves
1	C10-W	Contoured steel partition with perforated window
1	N4-RS36-3	Steel shelving unit for low roof van 14" D x 36" W x 44.5" H
1	N4-RS60-3	Steel shelving unit for low roof van 14" D x 60" W x 44.5" H
1	X50-B	Compact 2-drawer unit
1	X50-C	Compact 3-drawer unit



NISSAN
NV200

PACKAGES

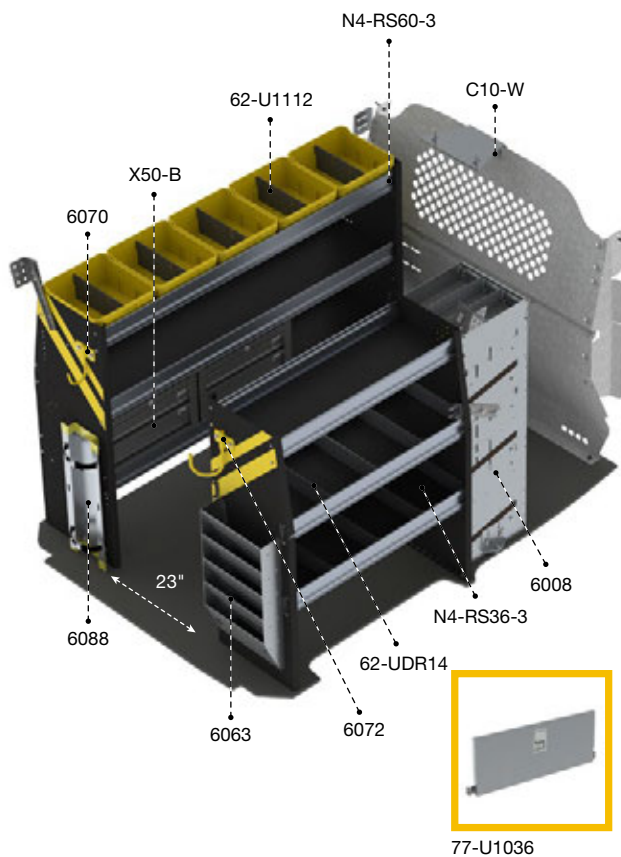


CNR-12

HVAC

Steel	115"	Standard
226 lbs	5.2 hrs	Yes

Qty	Part #	Description
1	6008	3 Tier refrigerant rack for large bottles
1	6063	Paper holder, extra deep, 5 slots
1	6070	6" Hook, 3" opening, painted
1	6072	8" Swivel hook, 4" opening, painted
1	6088	Large aluminum bottle holder, with two black nylon straps
3	62-U1112	12" Deep plastic bin
2	62-UDR14	Set of 5 dividers for a 14" shelf
1	77-U1036	Adjustable shelving door unit - 33" W - for 36" & 72" shelves
1	C10-W	Contoured steel partition with perforated window
2	N4-RS36-3	Steel shelving unit for low roof van 14" D x 36" W x 44.5" H
1	X50-B	Compact 2-drawer unit



CNL-12

HVAC

Steel	115"	Standard
272 lbs	5.5 hrs	Yes

Qty	Part #	Description
1	6008	3 Tier refrigerant rack for large bottles
1	6063	Paper holder, extra deep, 5 slots
1	6070	6" Hook, 3" opening, painted
1	6072	8" Swivel hook, 4" opening, painted
1	6088	Large aluminum bottle holder, with two black nylon straps
5	62-U1112	12" Deep plastic bin
2	62-UDR14	Set of 5 dividers for a 14" shelf
1	77-U1036	Adjustable shelving door unit - 33" W - for 36" & 72" shelves
1	C10-W	Contoured steel partition with perforated window
1	N4-RS36-3	Steel shelving unit for low roof van 14" D x 36" W x 44.5" H
1	N4-RS60-3	Steel shelving unit for low roof van 14" D x 60" W x 44.5" H
2	X50-B	Compact 2-drawer unit



DELIVERY
CNR-19

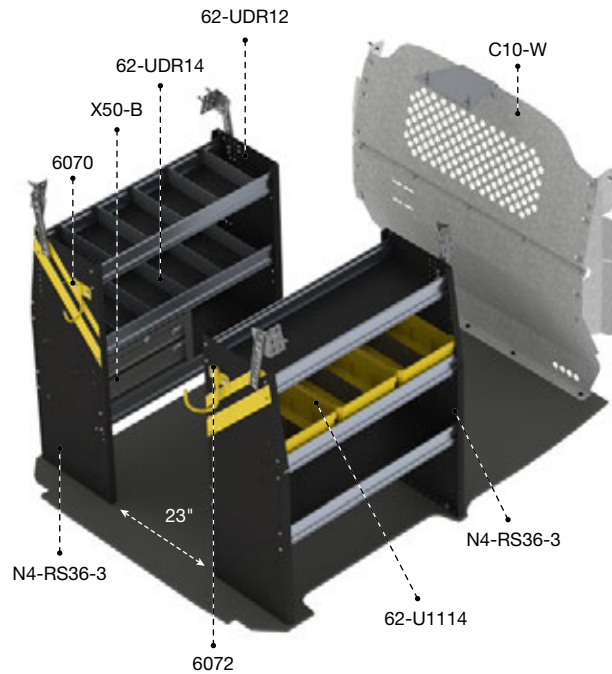
NISSAN **NV200**











NISSAN
NV200

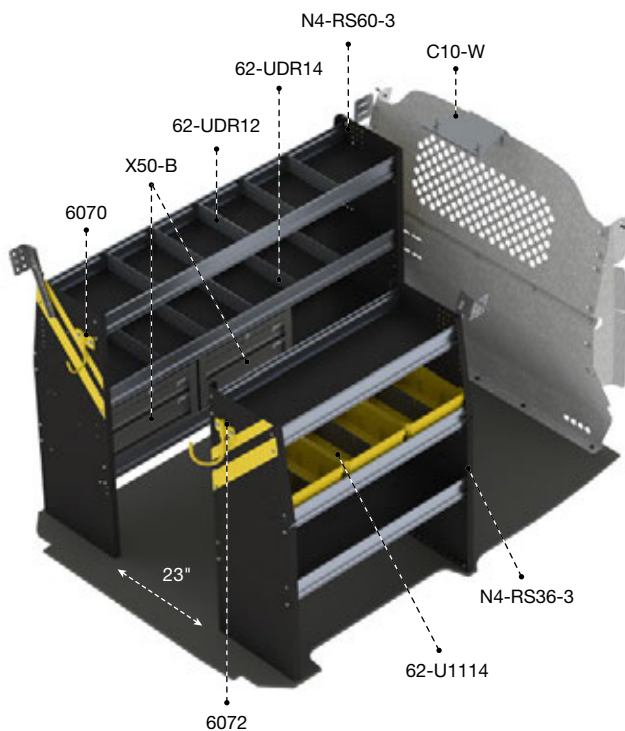
PACKAGES









CNR-16 SERVICE

 Steel	 115"	 Standard
 183 lbs	 3.7 hrs	 Yes


Qty	Part #	Description
1	6070	6" Hook, 3" opening, painted
1	6072	8" Swivel hook, 4" opening, painted
3	62-U1114	14" deep plastic bin
1	62-UDR12	Set of 5 dividers for a 12" Shelf
1	62-UDR14	Set of 5 dividers for a 14" Shelf
1	C10-W	Contoured steel partition with perforated window
2	N4-RS36-3	Steel shelving unit for low roof van 14" D x 36" W x 44.5" H
1	X50-B	Compact 2-drawer unit



CNL-16 SERVICE






 Steel	 115"	 Standard
 225 lbs	 4 hrs	 Yes

Qty	Part #	Description
1	6070	6" Hook, 3" opening, painted
1	6072	8" Swivel hook, 4" opening, painted
3	62-U1114	14" Deep plastic bin
1	62-UDR12	Set of 5 dividers for a 12" shelf
1	62-UDR14	Set of 5 dividers for a 14" shelf
1	C10-W	Contoured steel partition with perforated window
1	N4-RS36-3	Steel shelving unit for low roof van 14" D x 36" W x 44.5" H
1	N4-RS60-3	Steel shelving unit for low roof van 14" D x 60" W x 44.5" H
2	X50-B	Compact 2-drawer unit



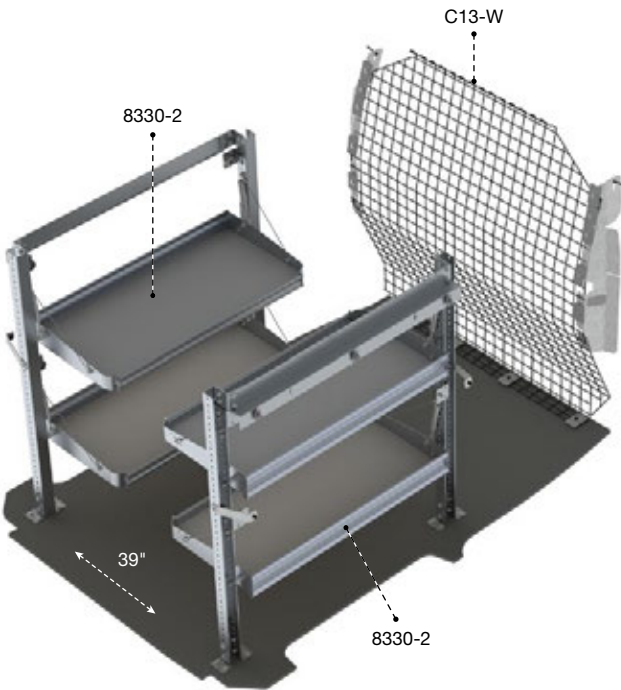
CNR-19

DELIVERY

 Aluminum	 115"	 Standard
 120 lbs	 1.7 hrs	 Yes







Qty	Part #	Description
1	5032-1	Axess tray with 1 shelf and 1 drawer, 38"D x 45" W x 30" H
1	C13-W	Wire mesh partition

Install kit # 6471 can be purchased separately.



CNL-19

DELIVERY

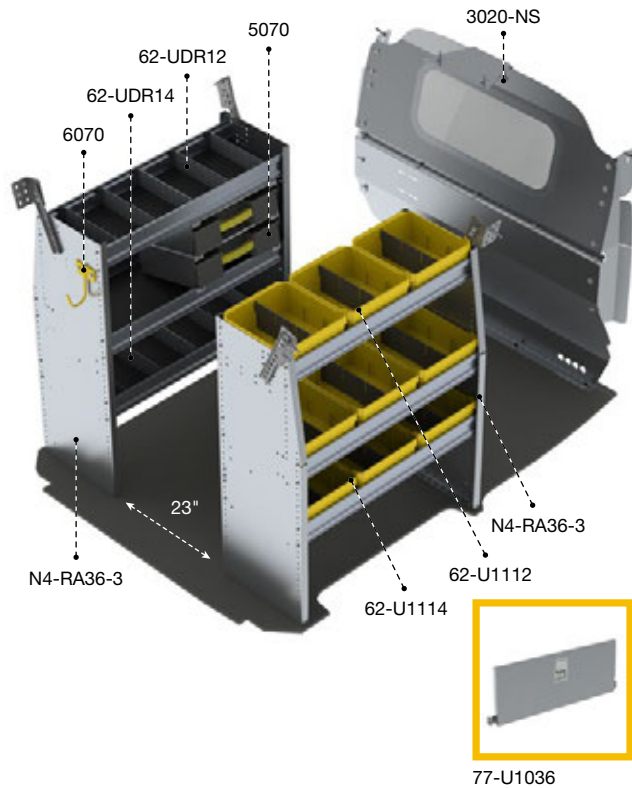
 Aluminum	 115"	 Standard
 121 lbs	 5.5 hrs	 Yes

Qty	Part #	Description
2	8330-2	Fold-away shelving unit, 2 levels, 18" D x 37" W x 46.5" H
1	C13-W	Wire mesh partition



NISSAN
NV200

PACKAGES

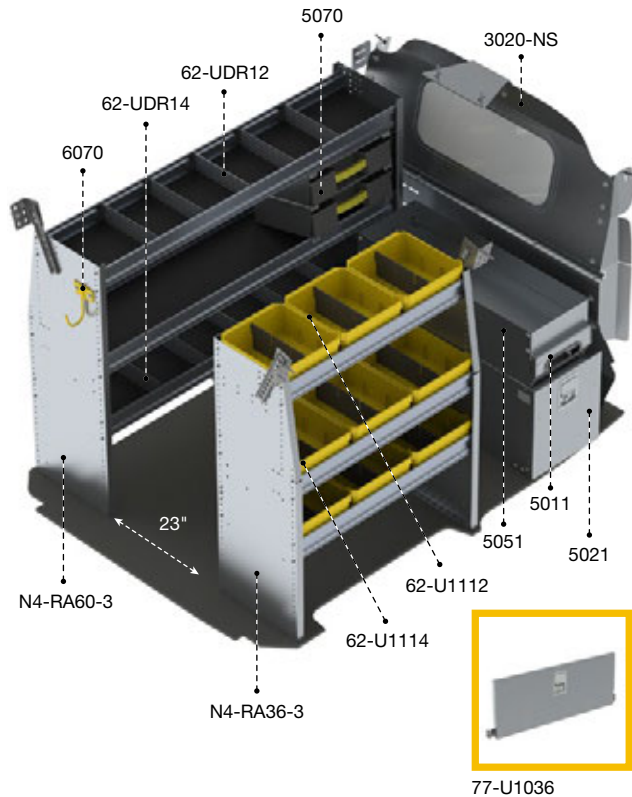


CNR-27 ALUMINUM

Aluminum	115"	Standard
178 lbs	4.3 hrs	Yes

Qty	Part #	Description
1	3020-NS	Countoured safety partition with tempered glass window
2	5070	Partskeeper carry case with holder
1	6070	6" Hook, 3" opening, painted
3	62-U1112	12" Deep plastic bin
6	62-U1114	14" Deep plastic bin
1	62-UDR12	Set of 5 dividers for a 12" shelf
1	62-UDR14	Set of 5 dividers for a 14" shelf
1	77-U1036	Adjustable shelving door unit - 33" W - for 36" & 72" shelves
2	N4-RA36-3	Aluminum shelving unit for low roof van 14" D x 36" W x 44.5" H

PACKAGES



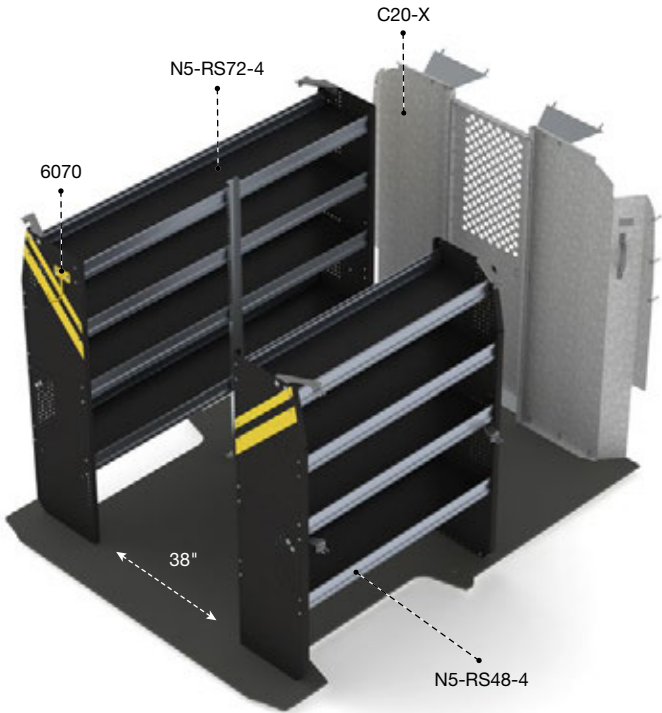
CNL-27 ALUMINUM

Aluminum	115"	Standard
268 lbs	6 hrs	Yes






Qty	Part #	Description
1	3020-NS	Countoured safety partition with tempered glass window
1	5011	Partslider drawer 36" D
1	5021	Tool drawer 36" D x 14" W x 16" H
1	5051	Top edge
2	5070	Partskeeper carry case with holder
1	6070	6" Hook, 3" opening, painted
3	62-U1112	12" Deep plastic bin
6	62-U1114	14" Deep plastic bin
1	62-UDR12	Set of 5 dividers for a 12" shelf
1	62-UDR14	Set of 5 dividers for a 14" shelf
1	77-U1036	Adjustable shelving door unit - 33" W - for 36" x 72" shelves
1	N4-RA36-3	Aluminum shelving unit for low roof van 14" D x 36" W x 44.5" H
1	N4-RA60-3	Aluminum shelving unit for low roof van 14" D x 60" W x 44.5" H



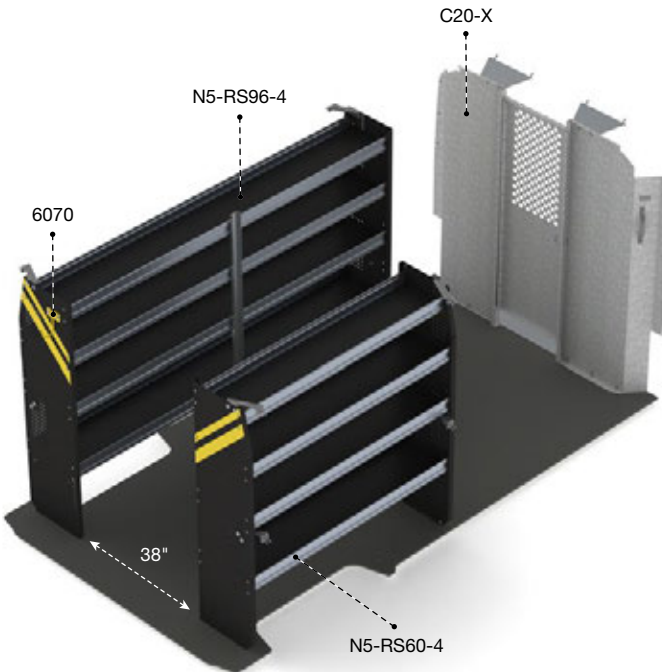
PACKAGES









RPS-10 CONTRACTOR

 Steel	 118", 136"	 Low / High
 259 lbs	 3.8 hrs	 Yes

Qty	Part #	Description
1	6070	6" Hook, 3" opening, painted
1	C20-X	Straight steel partition with perforated window, no access
1	N5-RS48-4	Steel shelving unit for high roof van, 14" D x 48" W x 62" H
1	N5-RS72-4	Steel shelving unit for high roof van, 14" D x 72" W x 62" H



RPL-10 CONTRACTOR

 Steel	 159", 159" Ext.	 High
 289 lbs	 3.8 hrs	 Yes

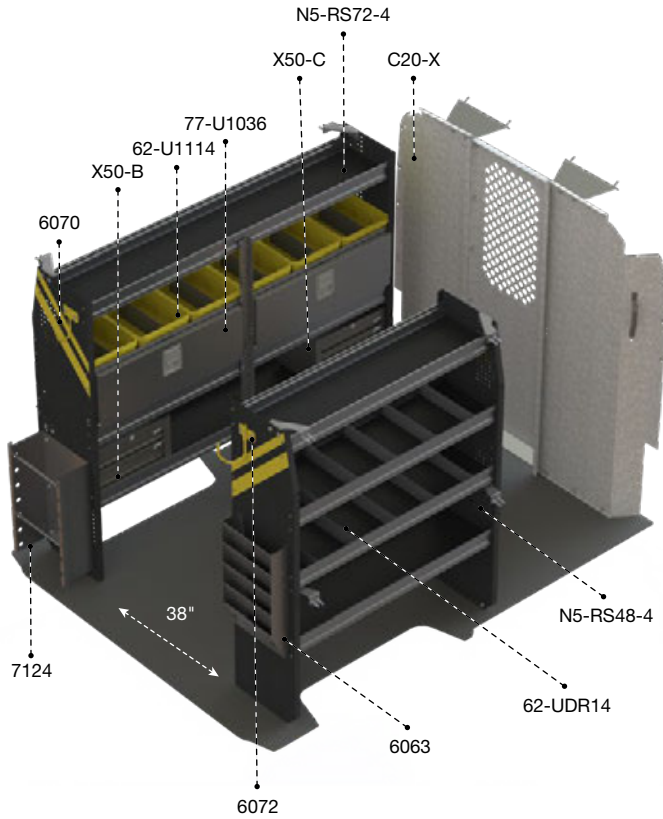
Qty	Part #	Description
1	6070	6" Hook, 3" opening, painted
1	C20-X	Straight steel partition with perforated window, no access
1	N5-RS60-4	Steel shelving unit for high roof van, 14" D x 60" W x 62" H
1	N5-RS96-4	Steel shelving unit for high roof van, 14" D x 96" W x 62" H



RAM
PROMASTER

PACKAGES

PACKAGES



RPS-11 ELECTRICAL



Steel

118", 136"

Low / High



364 lbs

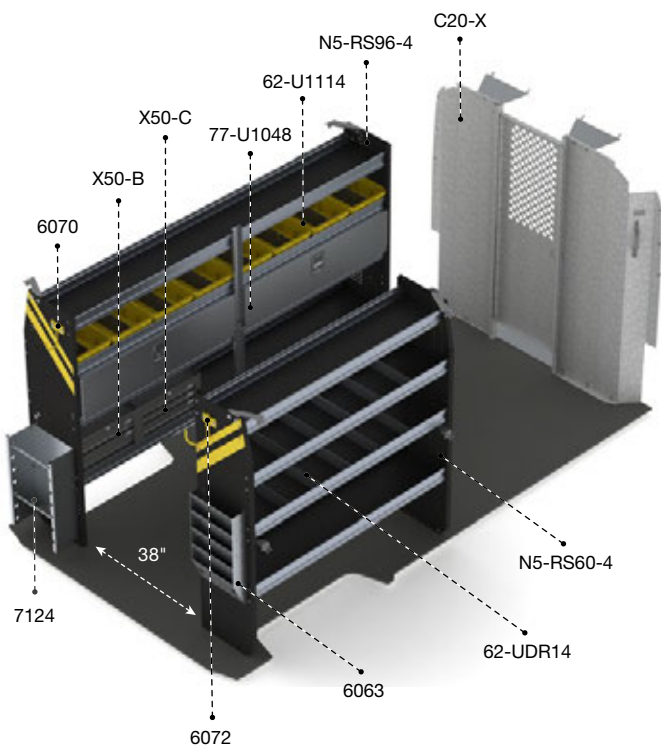


6.3 hrs



Yes

Qty	Part #	Description
1	6063	Paper holder, extra deep, 5 slots
1	6070	6" Hook, 3" opening, painted
1	6072	8" Swivel hook, 4" opening, painted
6	62-U1114	14" Deep plastic bin
2	62-UDR14	Set of 5 dividers for a 14" shelf
1	7124	Reel holder with two 5/8" diameter rods
2	77-U1036	Adjustable shelving door unit - 33" W - for 36" & 72" shelves
1	C20-X	Straight steel partition with perforated window, no access
1	N5-RS48-4	Steel shelving unit for high roof van, 14" D x 48" W x 62" H
1	N5-RS72-4	Steel shelving unit for high roof van, 14" D x 72" W x 62" H
1	X50-B	Compact 2-drawer unit
1	X50-C	Compact 3-drawer unit



RPL-11 ELECTRICAL



Steel

159", 159" Ext.

High



402 lbs



6.3 hrs



Yes

Qty	Part #	Description
1	6063	Paper holder, extra deep, 5 slots
1	6070	6" Hook, 3" opening, painted
1	6072	8" Swivel hook, 4" opening, painted
8	62-U1114	14" Deep plastic bin
2	62-UDR14	Set of 5 dividers for a 14" shelf
1	7124	Reel holder with two 5/8" diameter rods
2	77-U1048	Adjustable shelving door unit - 45" W - for 48" & 96" shelves
1	C20-X	Straight steel partition with perforated window, no access
1	N5-RS60-4	Steel shelving unit for high roof van, 14" D x 60" W x 62" H
1	N5-RS96-4	Steel shelving unit for high roof van, 14" D x 96" W x 62" H
1	X50-B	Compact 2-drawer unit
1	X50-C	Compact 3-drawer unit

LEGEND



Wheelbase



Roof Height



Weight



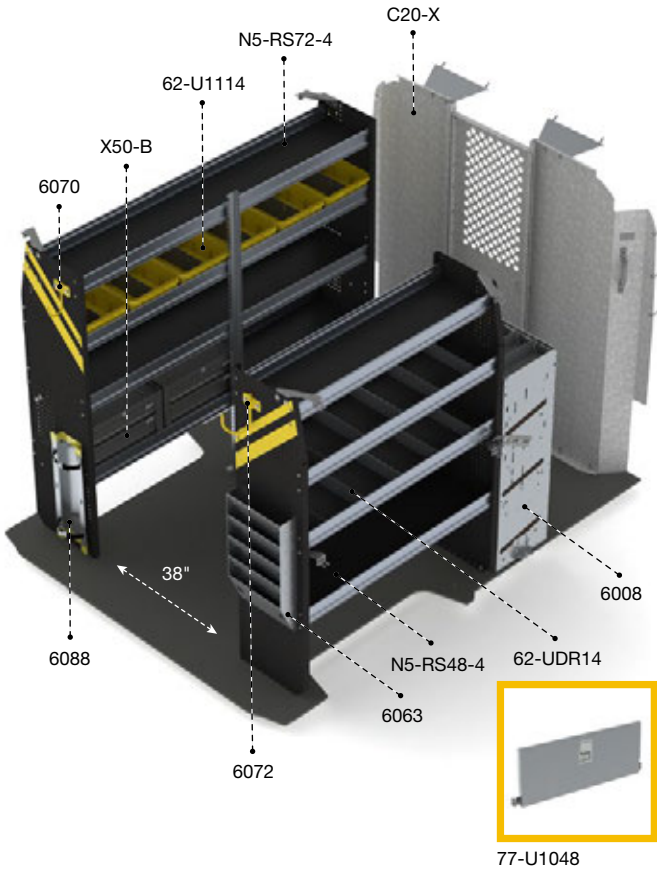
Estimated Install Time




Quickship



PACKAGES









RPS-12
HVAC

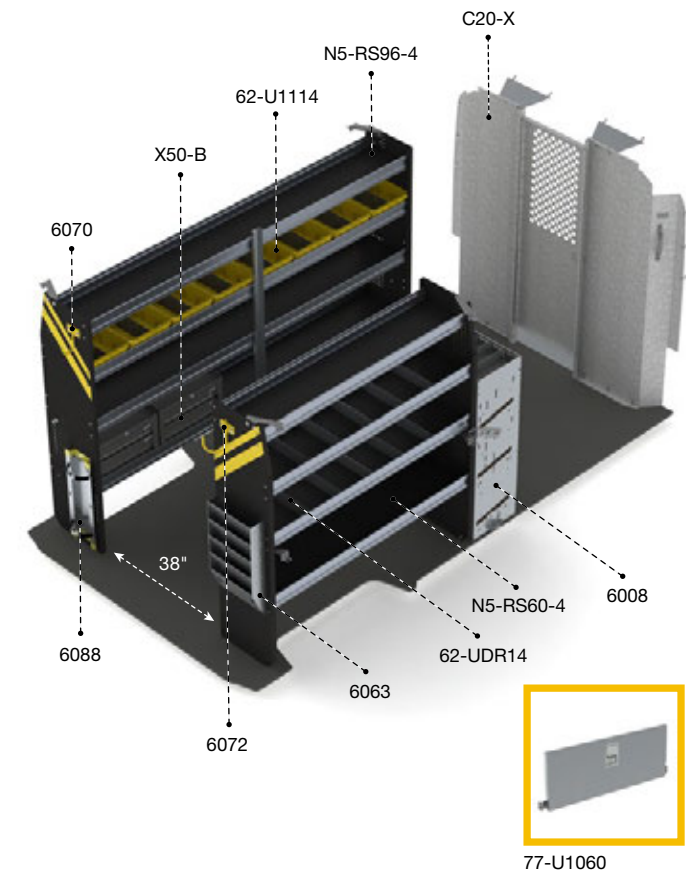
	Steel		118", 136"		Low / High
	376 lbs		6.1 hrs		Yes

Qty	Part #	Description
1	6008	3 Tier refrigerant rack for large bottles
1	6063	Paper holder, extra deep, 5 slots
1	6070	6" Hook, 3" opening, painted
1	6072	8" Swivel hook, 4" opening, painted
1	6088	Large aluminum bottle holder, with two black nylon straps
6	62-U1114	14" Deep plastic bin
2	62-UDR14	Set of 5 dividers for a 14" shelf
1	77-U1048	Adjustable shelving door unit - 45" W - for 48" & 96"shelves
1	C20-X	Straight steel partition with perforated window, no access
1	N5-RS48-4	Steel shelving unit for high roof van, 14" D x 48" W x 62" H
1	N5-RS72-4	Steel shelving unit for high roof van, 14" D x 72" W x 62" H
2	X50-B	Compact 2-drawer unit

RPL-12
HVAC

	Steel		159", 159" Ext.		High
	412 lbs		6.1 hrs		Yes

Qty	Part #	Description
1	6008	3 Tier refrigerant rack for large bottles
1	6063	Paper holder, extra deep, 5 slots
1	6070	6" Hook, 3" opening, painted
1	6072	8" Swivel hook, 4" opening, painted
1	6088	Large aluminum bottle holder, with two black nylon straps
8	62-U1114	14" Deep plastic bin
2	62-UDR14	Set of 5 dividers for a 14" shelf
1	77-U1060	Adjustable shelving door unit - 57" W - for 60" shelves
1	C20-X	Straight steel partition with perforated window, no access
1	N5-RS60-4	Steel shelving unit for high roof van, 14" D x 60" W x 62" H
1	N5-RS96-4	Steel shelving unit for high roof van, 14" D x 96" W x 62" H
2	X50-B	Compact 2-drawer unit





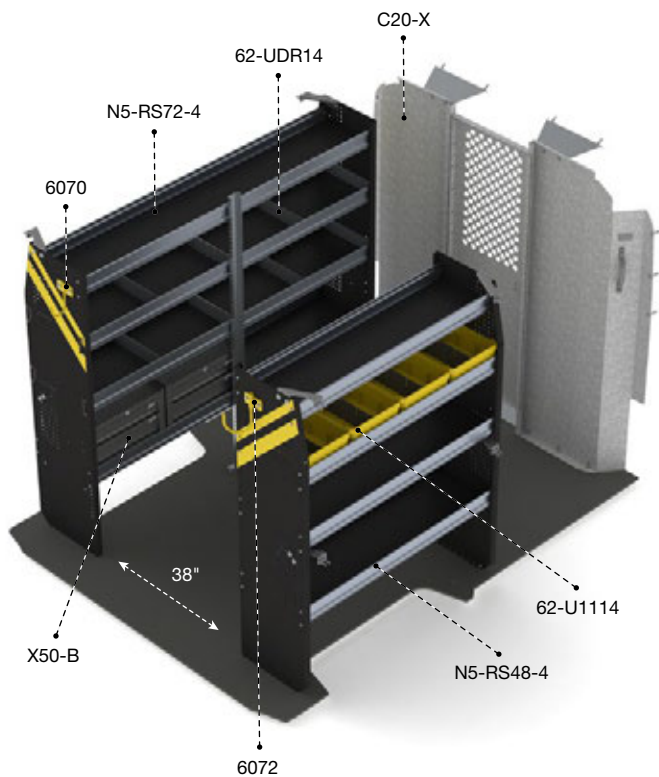
SERVICE **RPS-16**

RAM **PROMASTER**









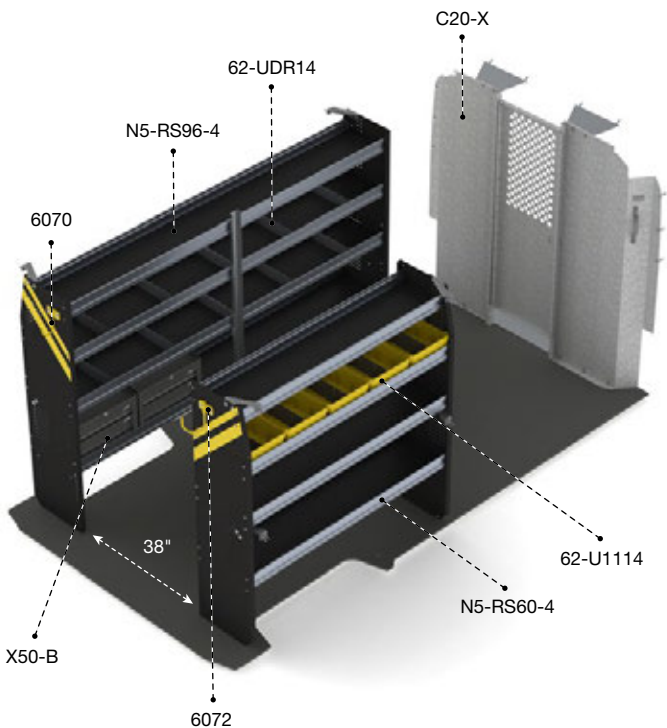
PACKAGES









RPS-16
SERVICE

	Steel		118", 136"		Low / High
	326 lbs		4.6 hrs		Yes

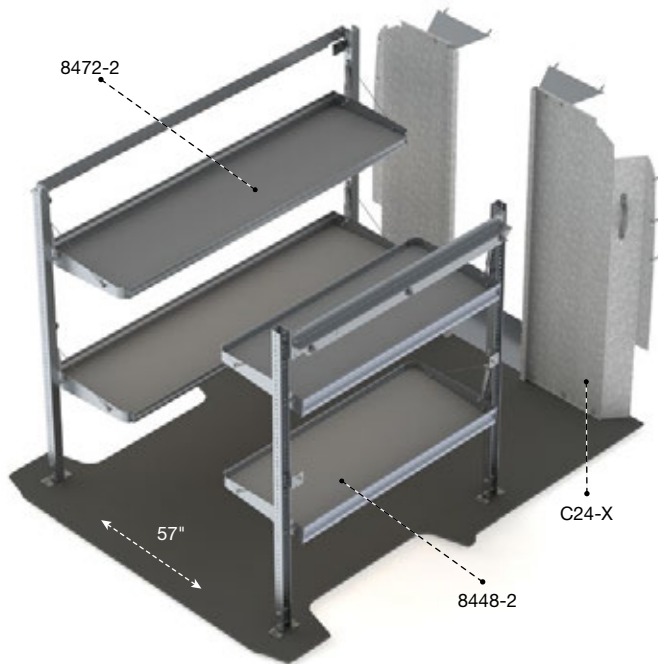
Qty	Part #	Description
1	6070	6" Hook, 3" opening, painted
1	6072	8" Swivel hook, 4" opening, painted
4	62-U1114	14" Deep plastic bin
2	62-UDR14	Set of 5 dividers for a 14" shelf
1	C20-X	Straight steel partition with perforated window, no access
1	N5-RS48-4	Steel shelving unit for high roof van, 14" D x 48" W x 62" H
1	N5-RS72-4	Steel shelving unit for high roof van, 14" D x 72" W x 62" H
2	X50-B	Compact 2-drawer unit



RPL-16
SERVICE

	Steel		159", 159" Ext.		High
	359 lbs		4.6 hrs		Yes

Qty	Part #	Description
1	6070	6" Hook, 3" opening, painted
1	6072	8" Swivel hook, 4" opening, painted
5	62-U1114	14" Deep plastic bin
2	62-UDR14	Set of 5 dividers for a 14" shelf
1	C20-X	Straight steel partition with perforated window, no access
1	N5-RS60-4	Steel shelving unit for high roof van, 14" D x 60" W x 62" H
1	N5-RS96-4	Steel shelving unit for high roof van, 14" D x 96" W x 62" H
2	X50-B	Compact 2-drawer unit



RPS-19

DELIVERY

Aluminum

118", 136"

Low / High

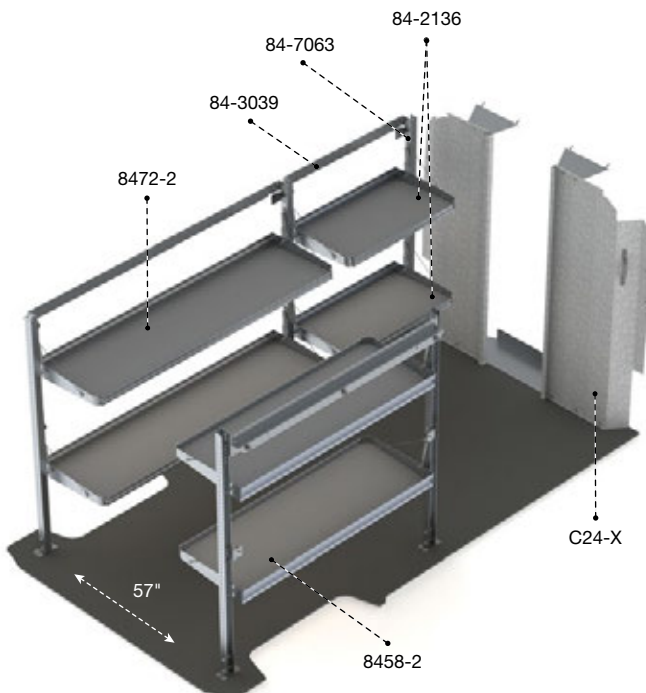
202 lbs

5.6 hrs

Yes

Qty	Part #	Description
1	8448-2	Fold-away shelving unit, 2 levels, 21" D × 55" W × 63.5" H
1	8472-2	Fold-away shelving unit, 2 levels, 21" D × 79" W × 63.5" H
1	C24-X	Straight walk through steel partition

PACKAGES



RPL-19

DELIVERY

Aluminum

159", 159" Ext.

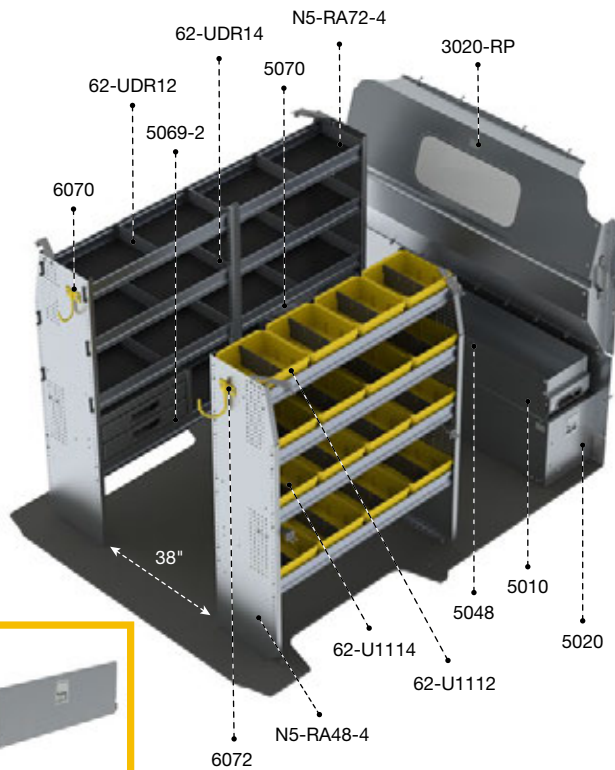
High

253 lbs

6.9 hrs

Yes

Qty	Part #	Description
2	84-2136	Fold-away shelf tray with gas shocks and hardware 21" D × 36" W
1	84-3039	Mounting bar assembly, fold-away shelving 36"
1	84-7063	Post assembly for fold-away shelving, 63.5" H
1	8458-2	Fold-away shelving unit, 2 levels, 21" D × 65" W × 63.5" H
1	8472-2	Fold-away shelving unit, 2 levels, 21" D × 79" W × 63.5" H
1	C24-X	Straight walk through steel partition



77-U1048

RPS-27

ALUMINUM

Aluminum

118", 136"

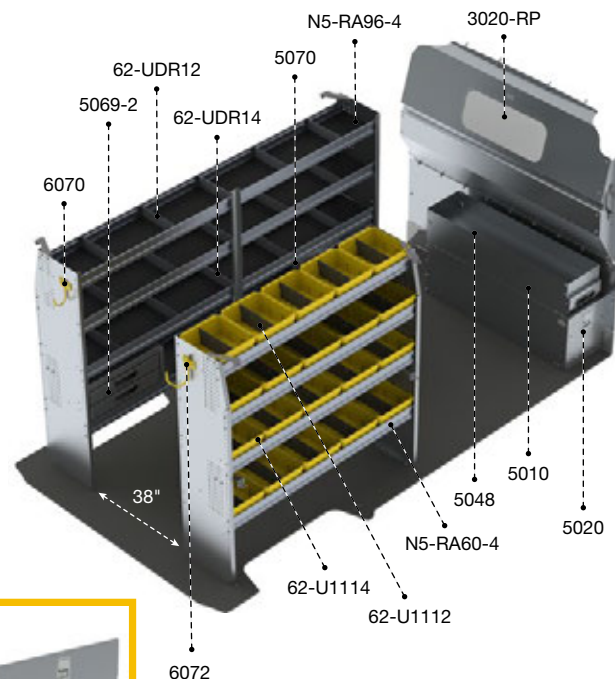
Low / High

420 lbs

7.3 hrs

Yes

Qty	Part #	Description
1	3020-RP	Countoured safety partition with tempered glass window
1	5010	Partslider 48" D
1	5020	Tool drawer 48" D x 14" W x 16" H
1	5048	Top edge
1	5069-2	2 Drawer cabinet
2	5070	Partskeeper carry case with holder
1	6070	6" Hook, 3" opening, painted
1	6072	8" Swivel hook, 4" opening, painted
4	62-U1112	12" Deep plastic bin
12	62-U1114	14" Deep plastic bin
1	62-UDR12	Set of 5 dividers for a 12" shelf
2	62-UDR14	Set of 5 dividers for a 14" shelf
1	77-U1048	Adjustable shelving door unit - 45" W - for 48" & 96" shelves
1	N5-RA48-4	Aluminum shelving unit for high roof van, 14" D x 48" W x 62" H
1	N5-RA72-4	Aluminum shelving unit for high roof van, 14" D x 72" W x 62" H



77-U1060

RPL-27

ALUMINUM

Aluminum

159", 159" Ext.


High

460 lbs

7.3 hrs

Yes

Qty	Part #	Description
1	3020-RP	Countoured safety partition with tempered glass window
1	5010	Partslider 48" D
1	5020	Tool drawer 48" D x 14" W x 16" H
1	5048	Top edge
1	5069-2	2 Drawer cabinet
2	5070	Partskeeper carry case with holder
1	6070	6" Hook, 3" opening, painted
1	6072	8" Swivel hook, 4" opening, painted
5	62-U1112	12" deep plastic bin
15	62-U1114	14" deep plastic bin
1	62-UDR12	Set of 5 dividers for a 12" Shelf
2	62-UDR14	Set of 5 dividers for a 14" Shelf
1	77-U1060	Adjustable shelving door unit - 57" W - for 60" shelves
1	N5-RA60-4	Aluminum Shelving Unit for High Roof Van, 14" D x 60" W x 62" H
1	N5-RA96-4	Aluminum Shelving Unit for High Roof Van, 14" D x 96" W x 62" H



PMC-10 CONTRACTOR

Steel

122"

Standard


156 lbs

3.2 hrs

Yes

Qty	Part #	Description
1	6070	6" Hook, 3" opening, painted
1	C10-PC	Contoured steel partition with perforated window
2	P4-RS36-3	Steel shelving unit for Promaster City 14" D x 36" W x 42" H

PACKAGES



PMD-10 CONTRACTOR

Steel

122"

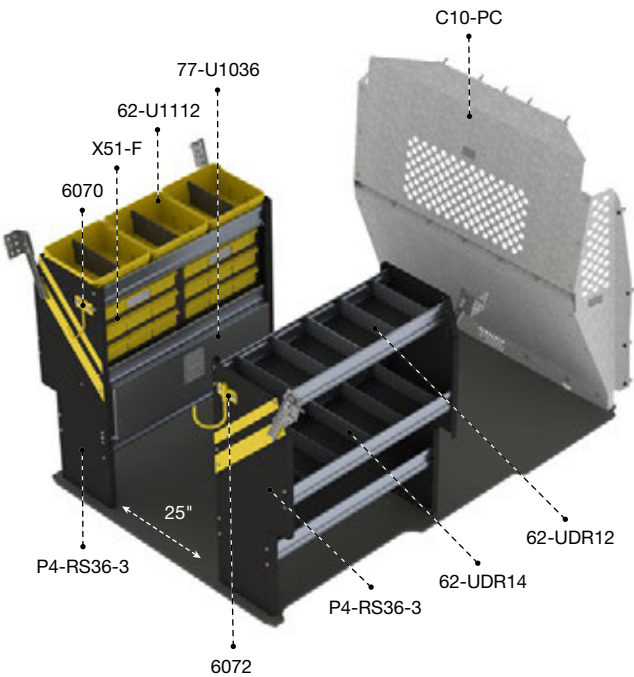
Standard

170 lbs

3.2 hrs

Yes

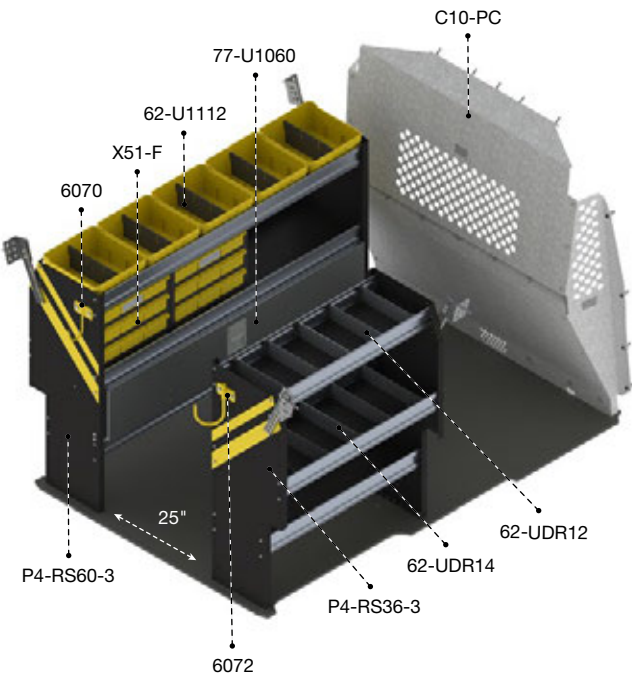
Qty	Part #	Description
1	6070	6" Hook, 3" opening, painted
1	C10-PC	Contoured steel partition with perforated window
1	P4-RS36-3	Steel shelving unit for ProMaster City 14" D x 36" W x 42" H
1	P4-RS60-3	Steel shelving unit for ProMaster City 14" D x 60" W x 42" H






PMC-11
ELECTRICAL

 Steel	 122"	 Standard
 230 lbs	 4.5 hrs	 Yes

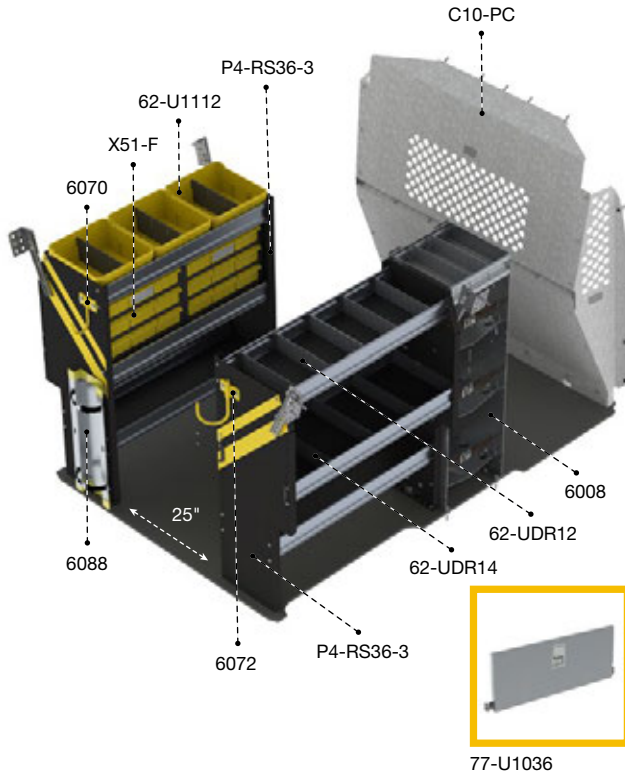
Qty	Part #	Description
1	6070	6" Hook, 3" opening, painted
1	6072	8" Swivel hook, 4" opening, painted
3	62-U1112	12" Deep plastic bin
1	62-UDR12	Set of 5 dividers for a 12" shelf
1	62-UDR14	Set of 5 dividers for a 14" shelf
1	77-U1036	Adjustable shelving door unit - 33" W - for 36" & 72" shelves
1	C10-PC	Contoured steel partition with perforated window
2	P4-RS36-3	Steel shelving unit for ProMaster City 14" D x 36" H x 42" W
2	X51-F	Compact 9-drawer unit



PMD-11
ELECTRICAL

 Steel	 122"	 Standard
 251 lbs	 4.5 hrs	 Yes

Qty	Part #	Description
1	6070	6" Hook, 3" opening, painted
1	6072	8" Swivel hook, 4" opening, painted
5	62-U1112	12" Deep plastic bin
1	62-UDR12	Set of 5 dividers for a 12" shelf
1	62-UDR14	Set of 5 dividers for a 14" shelf
1	77-U1060	Adjustable shelving door unit - 57" W - for 60" shelves
1	C10-PC	Contoured steel partition with perforated window
1	P4-RS36-3	Steel shelving unit for ProMaster City 14" D x 36" H x 42" W
1	P4-RS60-3	Steel shelving unit for ProMaster City 14" D x 60" H x 42" W
2	X51-F	Compact 9-drawer unit



PMC-12

HVAC

Steel	122"	Standard
260 lbs	5.3 hrs	Yes

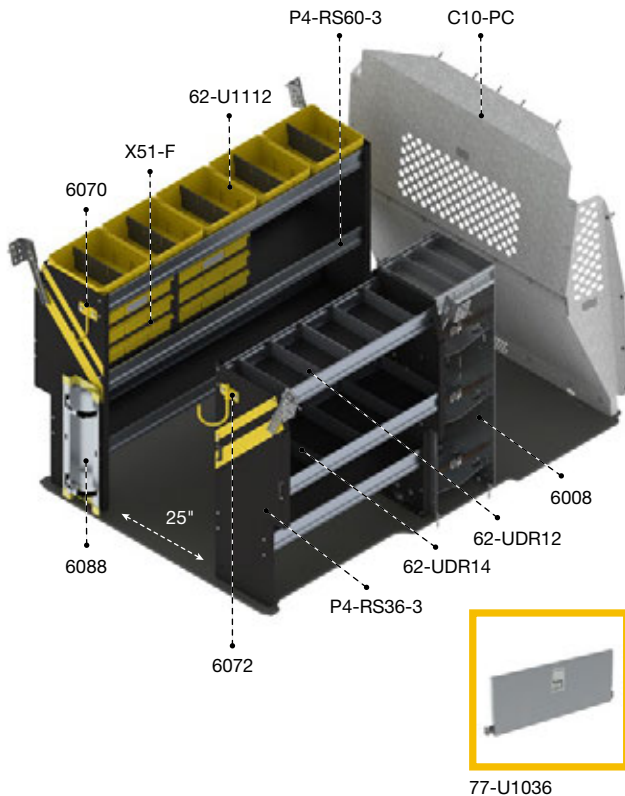
Qty	Part #	Description
1	6008	3 Tier refrigerant rack for large bottles
1	6070	6" Hook, 3" opening, painted
1	6072	8" Swivel hook, 4" opening, painted
1	6088	Large aluminum bottle holder, with two black nylon straps
3	62-U1112	12" Deep plastic bin
1	62-UDR12	Set of 5 dividers for a 12" shelf
1	62-UDR14	Set of 5 dividers for a 14" shelf
1	77-U1036	Adjustable shelving door unit - 33" W - for 36" & 72" shelves
1	C10-PC	Contoured steel partition with perforated window
2	P4-RS36-3	Steel shelving unit for ProMaster City 14" D x 36" W x 42" H
2	X51-F	Compact 9-drawer unit

PMD-12

HVAC

Steel	122"	Standard
278 lbs	5.3 hrs	Yes

Qty	Part #	Description
1	6008	3 Tier refrigerant rack for large bottles
1	6070	6" Hook, 3" opening, painted
1	6072	8" Swivel hook, 4" opening, painted
1	6088	Large aluminum bottle holder, with two black nylon straps
5	62-U1112	12" Deep plastic bin
1	62-UDR12	Set of 5 dividers for a 12" shelf
1	62-UDR14	Set of 5 dividers for a 14" shelf
1	77-U1036	Adjustable shelving door unit - 33" W - for 36" & 72" shelves
1	C10-PC	Contoured steel partition with perforated window
1	P4-RS36-3	Steel shelving unit for ProMaster City 14" D x 36" W x 42" H
1	P4-RS60-3	Steel shelving unit for ProMaster City 14" D x 60" W x 42" H
2	X51-F	Compact 9-drawer unit

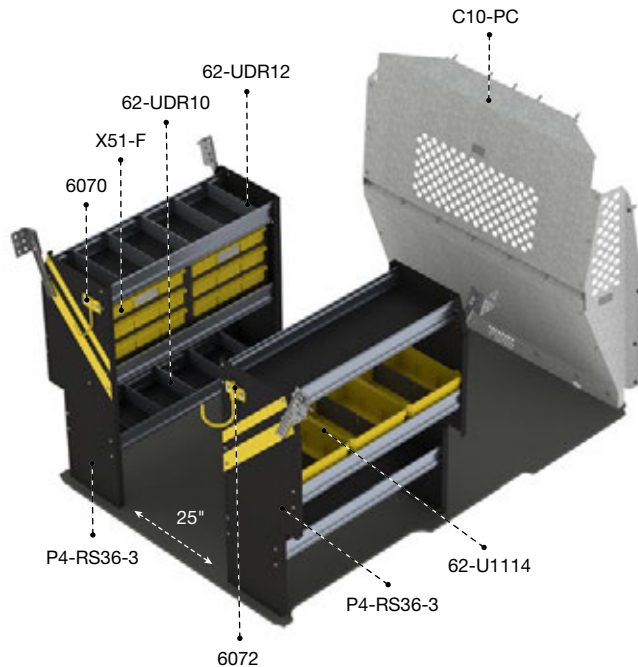




SERVICE
PMC-16







RAM **PROMASTER CITY**



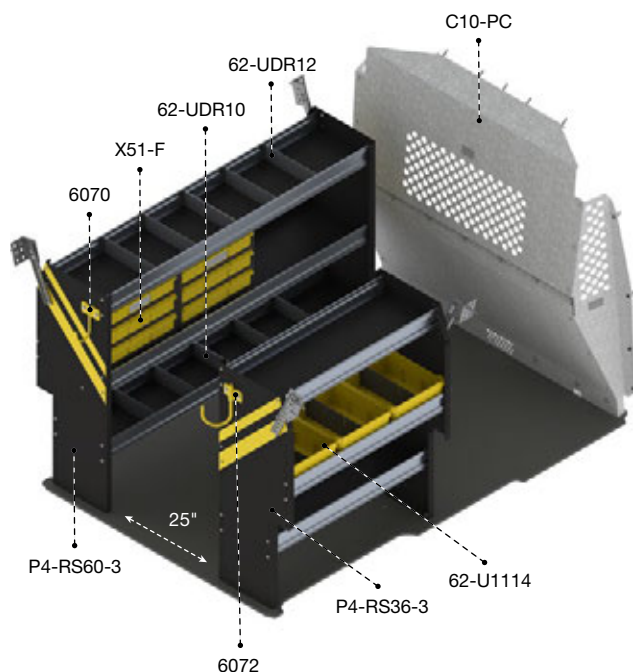


PMC-16

SERVICE







 Steel	 122"	 Standard
 223 lbs	 4 hrs	 Yes

Qty	Part #	Description
1	6070	6" Hook, 3" opening, painted
1	6072	8" Swivel hook, 4" opening, painted
3	62-U1114	14" Deep plastic bin
1	62-UDR10	Set of 5 dividers for a 10" shelf
1	62-UDR12	Set of 5 dividers for a 12" shelf
1	C10-PC	Contoured steel partition with perforated window
2	P4-RS36-3	Steel shelving unit for ProMaster City 14" D x 36" W x 42" H
2	X51-F	Compact 9-drawer unit




PMD-16

SERVICE

 Steel	 122"	 Standard
 237 lbs	 4 hrs	 Yes

Qty	Part #	Description
1	6070	6" Hook, 3" opening, painted
1	6072	8" Swivel hook, 4" opening, painted
3	62-U1114	14" Deep plastic bin
1	62-UDR10	Set of 5 dividers for a 10" shelf
1	62-UDR12	Set of 5 dividers for a 12" shelf
1	C10-PC	Contoured steel partition with perforated window
1	P4-RS36-3	Steel shelving unit for ProMaster City 14" D x 36" W x 42" H
1	P4-RS60-3	Steel shelving unit for ProMaster City 14" D x 60" W x 42" H
2	X51-F	Compact 9-drawer unit



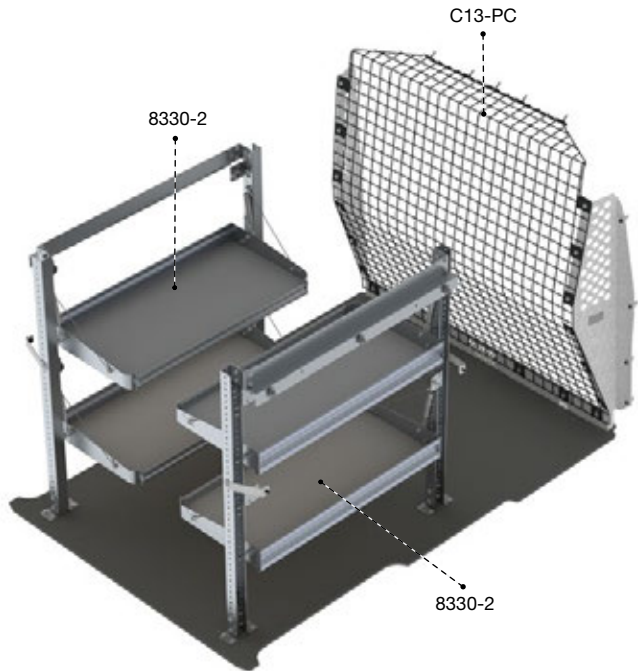
PMC-19

DELIVERY

■	Aluminum	122"	Standard
	161 lbs	2 hrs	Yes

Qty	Part #	Description
1	5032-1	Axess tray with 1 shelf and 1 drawer, 38"D x 45" W x 30" H
1	C13-PC	Wire mesh partition, 38"D x 45" W x 30" H

Install kit # 6400 can be purchased separately.

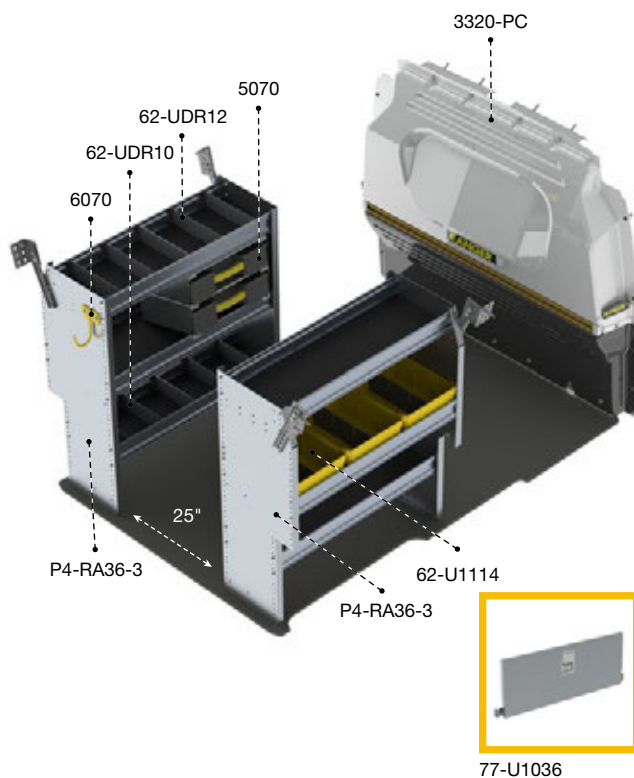


PMD-19

DELIVERY

■	Aluminum	122"	Standard
	162 lbs	5.8 hrs	Yes

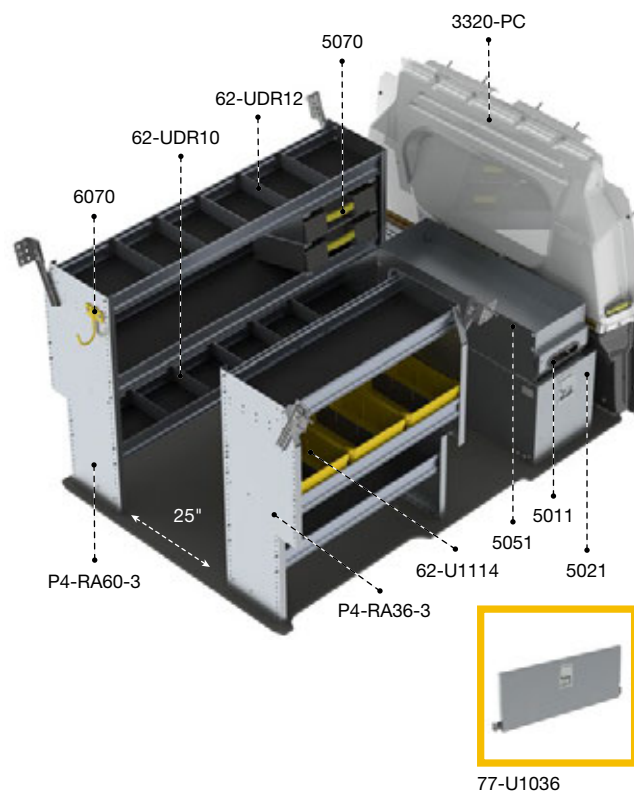
Qty	Part #	Description
2	8330-2	Fold-away shelving unit, 2 levels, 18" D x 37" W x 46.5" H
1	C13-PC	Wire mesh partition



PMC-27 ALUMINUM

Aluminum	122"	Standard
152 lbs	4.3 hrs	Yes

Qty	Part #	Description
1	3320-PC	Max View countoured safety partition
2	5070	Partskeeper carry case with holder
1	6070	6" Hook, 3" opening, painted
3	62-U1114	14" Deep plastic bin
1	62-UDR10	Set of 5 dividers for a 10" shelf
1	62-UDR12	Set of 5 dividers for a 12" shelf
1	77-U1036	Adjustable shelving door unit - 33" W - for 36" & 72" shelves
2	P4-RA36-3	Aluminum shelving unit for ProMaster City 14" D x 36" W x 42" H



PMD-27 ALUMINUM

Aluminum	122"	Standard
242 lbs	6 hrs	Yes

Qty	Part #	Description
1	3320-PC	Max View countoured safety partition
1	5011	Partslider 36" D
1	5021	Tool drawer 36" D x 14" W x 16" H
1	5051	Top edge
2	5070	Partskeeper carry case with holder
1	6070	6" Hook, 3" opening, painted
3	62-U1114	14" Deep plastic bin
1	62-UDR10	Set of 5 dividers for a 10" shelf
1	62-UDR12	Set of 5 dividers for a 12" shelf
1	77-U1036	Adjustable shelving door unit - 33" W - for 36" & 72" shelves
1	P4-RA36-3	Aluminum shelving unit for ProMaster City 14" D x 36" W x 42" H
1	P4-RA60-3	Aluminum shelving unit for ProMaster City 14" D x 60" W x 42" H




SHELVING

Industry leading strength.
The perfect fit for the toughest jobs.



TOUGH

Extrusion builds durability into shelf.



QUIET

Shelf tray, end panel and extrusion are engineered to be vibration free.



ORGANIZED

A well-planned van outfit increases productivity.

SHELVING

APPLICATION GUIDE P. 144

SHELVING UNIT

SHELVING UNIT FOR LOW ROOF VAN P. 146

SHELVING UNIT FOR DEEP HIGH ROOF VAN P. 147

SHELVING UNIT FOR HIGH ROOF VAN P. 148

SHELVING UNIT FOR PROMASTER CITY P. 149

SHELVING UNIT FOR SQUARE BACK SHELVING P. 150

SHELVING UNIT FOR TRANSIT CONNECT P. 152

FOLD-AWAY SHELVING P. 154

BINS P. 147

BOOKSHELVES P. 161

DIVIDERS P. 153

DOORS P. 153

LOCKERS P. 161

WORKBENCHES P. 158

Ranger Design shelving is built strong and durable and often outlasts the vehicle. Designed to fit with maximum efficiency, Ranger Design shelving optimizes the space in a work van's cargo area.

INTRODUCING

RANGER DESIGN'S NEW SHELVING

We wanted to simplify the customers' experience and make it easier to install both the shelving and the accessories.

This simplified line of shelving makes it easier for you to stock. It enables you to upfit the vans faster and to put them on the road rapidly.

The benefits to the new line of shelving :

- › Simplified product line
- › Easy installation in all vans
- › High quality
- › Steel line for quality and value
- › Aluminum line for increased payload

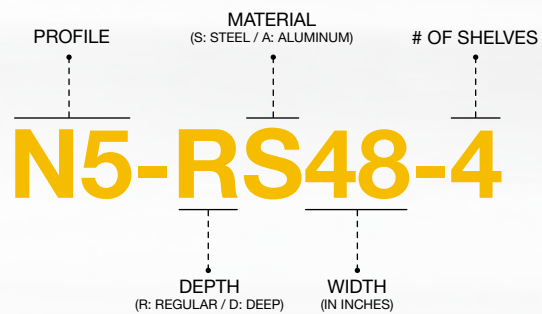
UNITS OFFERED - SKU REDUCTION FROM 300 TO 50

Description	Size (shelf tray & height)	Materials	Fits	36	48	60	72	84	96
High Roof Van (Square back with Notch)	14" x 62.5"	Steel, Aluminum	Box Truck, Step Van & Trailer, Nissan NV, ProMaster, Sprinter, Transit	x	x	x	x	x	x
Deep High Roof Van (Square back with Notch)	18" x 62.5"	Steel	Box Truck, Step Van & Trailer, Nissan NV, ProMaster, Sprinter, Transit	x	x	x	x	x	x
Low Roof Van (Square back with Notch)	14" x 46.5"	Steel, Aluminum	Box Truck, Step Van & Trailer, Metris, Nissan NV, NV 200, Savana, Transit	x	x	x	x	x	x
Transit Connect	14" x 46.5"	Steel, Aluminum	Transit Connect	x		x			
ProMaster City	14" x 46.5"	Steel, Aluminum	ProMaster City	x		x			
Square back shelving	14" x 26"	Steel, Aluminum	Box Truck, Step Van & Trailer	x	x	x			
Square back shelving	14" x 34"	Steel, Aluminum	Box Truck, Step Van & Trailer	x	x	x			

CONFIGURATION

- 7 Profiles
- Shelving comes as a base model
- Shelves can be upgraded with bins or with dividers
- All shelves are flat to allow for either bins or dividers

NOMENCLATURE



7 PROFILES

N4	44.5" H with notch at the back
N5-D	62" H Deep with notch at the back
N5-R	62" H with notch at the back
P4	42" H Contoured ProMaster City
S2	26" H Square back
S3	34" H Square back
T4	41.5" H Contoured Transit Connect




Application Guide











Type	Material	Box Truck, Step Van & Trailer	Chevrolet Express	Ford Transit 130"	Ford Transit 148"	Ford Transit 148" Ext.	Ford Transit Connect	GMC Savana	Mercedes-Benz Metris 126"
N4 44.5" H with notch at the back	Aluminum	P. 146	P. 146	P. 146	P. 146			P. 146	P. 146
N4 44.5" H with notch at the back	Steel	P. 146	P. 146	P. 146	P. 146			P. 146	P. 146
N5-D 62" H Deep with notch at the back	Steel	P. 147		P. 147	P. 147	P. 147			
N5-R 62" H with notch at the back	Aluminum	P. 148		P. 148	P. 148	P. 148			
N5-R 62" H with notch at the back	Steel	P. 148		P. 148	P. 148	P. 148			
P4 42" H Contoured ProMaster City	Aluminum								
P4 42" H Contoured ProMaster City	Steel								
S2 26" H Square back	Aluminum	P. 150							
S2 26" H Square back	Steel	P. 150							
S3 34" H Square back	Aluminum	P. 151							
S3 34" H Square back	Steel	P. 151							
T4 41.5" H Contoured Transit Connect	Aluminum						P. 152		
T4 41.5" H Contoured Transit Connect	Steel						P. 152		
Fold-Away Shelving with gas shocks and hardware	Aluminum	P. 155	P. 155	P. 155	P. 155	P. 155	P. 155	P. 155	P. 155
Fold-Away Shelving	Aluminum	84 P. 155	85 P. 156	85 P. 156	84 P. 155	84 P. 155	83 P. 155	85 P. 156	86 P. 156
Mounting Bar Assembly for Fold-Away Shelving	Aluminum	P. 157	P. 157	P. 157	P. 157	P. 157	P. 157	P. 157	P. 157
Post Assembly for Fold-Away Shelving	Aluminum	P. 157	P. 157	P. 157	P. 157	P. 157	P. 157	P. 157	P. 157

SHELVING SIZES

DESIGNED TO INTEGRATE WITH RANGER DESIGN'S FLOORS



See page P. 174 for accessories

									
Mercedes-Benz Metris 135"	Mercedes-Benz Sprinter	Nissan NV 146" Low Roof	Nissan NV 146" High Roof	Nissan NV200 115"	Ram ProMaster 118"	Ram ProMaster 136"	Ram ProMaster 159"	Ram ProMaster 159" Ext	Ram ProMaster City 122"
P. 146		P. 146		P. 146					
P. 146		P. 146		P. 146					
	P. 147		P. 147		P. 147	P. 147	P. 147	P. 147	
	P. 148		P. 148		P. 148	P. 148	P. 148	P. 148	
	P. 148		P. 148		P. 148	P. 148	P. 148	P. 148	
									P. 149
									P. 149
P. 155	P. 155	P. 155	P. 155	P. 155	P. 155	P. 155	P. 155	P. 155	P. 155
86 P. 156	84 P. 155	85 P. 156	84 P. 155	83 P. 155	84 P. 155	84 P. 155	84 P. 155	84 P. 155	83 P. 155
P. 157	P. 157	P. 157	P. 157	P. 157	P. 157	P. 157	P. 157	P. 157	P. 157
P. 157	P. 157	P. 157	P. 157	P. 157	P. 157	P. 157	P. 157	P. 157	P. 157

SHELF TRAYS

- > All shelf trays (for both steel and aluminum shelving) use aluminum extrusion for the best strength to weight ratio
- > 3" High extrusions for maximum strength and utility
- > All shelves come with marine grade plywood base




SHELVING – UNIT FOR LOW ROOF VAN

N4-RA60-3



N4-RA96-3



Aluminum



N4-RA36-3	16" D x 36" W x 44.5" H	41 lbs	3 Shelves (12", 14", 14")	77-U1036	1 hr	Yes
N4-RA48-3	16" D x 48" W x 44.5" H	48 lbs	3 Shelves (12", 14", 14")	77-U1048	1 hr	Yes
N4-RA60-3	16" D x 60" W x 44.5" H	56 lbs	3 Shelves (12", 14", 14")	77-U1060	1 hr	Yes
N4-RA72-3	16" D x 72" W x 44.5" H	65.5 lbs	3 Shelves (12", 14", 14")	77-U1036	1.1 hrs	Yes
N4-RA84-3	16" D x 84" W x 44.5" H	73 lbs	3 Shelves (12", 14", 14")	77-U1036, 77-U1048	1.1 hrs	Yes
N4-RA96-3	16" D x 96" W x 44.5" H	80.5 lbs	3 Shelves (12", 14", 14")	77-U1048	1.1 hrs	Yes



Box Truck,
Step Van & Trailer



Chevrolet
Express



Ford
Transit



GMC
Savana



Mercedes-Benz
Metris



Nissan
NV



Nissan
NV200

Will only fit upto specific length

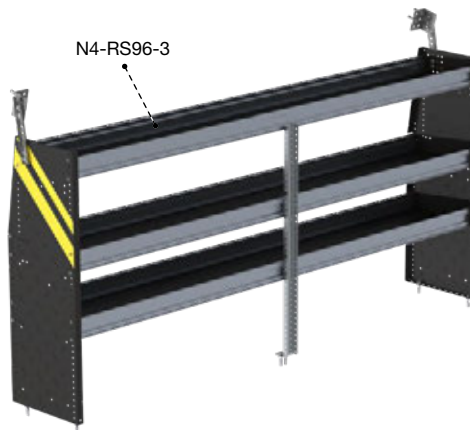
Mercedes-Benz Metris 126" upto 72"
Mercedes-Benz Metris 135" upto 84"
Nissan NV200 115" upto 60"

Shelving on this page fits inside these vehicles

N4-RS60-3



N4-RS96-3



Steel



N4-RS36-3	16" D x 36" W x 44.5" H	50 lbs	3 Shelves (12", 14", 14")	77-U1036	1 hr	Yes
N4-RS48-3	16" D x 48" W x 44.5" H	57.5 lbs	3 Shelves (12", 14", 14")	77-U1048	1 hr	Yes
N4-RS60-3	16" D x 60" W x 44.5" H	65 lbs	3 Shelves (12", 14", 14")	77-U1060	1 hr	Yes
N4-RS72-3	16" D x 72" W x 44.5" H	74.5 lbs	3 Shelves (12", 14", 14")	77-U1036	1.1 hrs	Yes
N4-RS84-3	16" D x 84" W x 44.5" H	82 lbs	3 Shelves (12", 14", 14")	77-U1036, 77-U1048	1.1 hrs	Yes
N4-RS96-3	16" D x 96" W x 44.5" H	90 lbs	3 Shelves (12", 14", 14")	77-U1048	1.1 hrs	Yes

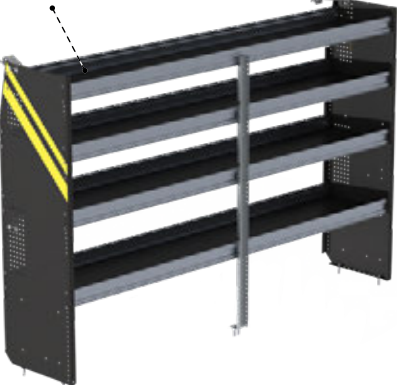


SHELVING – DEEP SHELVING FOR HIGH ROOF VAN

N5-DS60-4



N5-DS96-4



Steel



N5-DS36-4	20" D x 36" W x 62" H	74 lbs	4 Shelves (16", 18", 18", 18")	77-U1036	1.2 hrs	Yes
N5-DS48-4	20" D x 48" W x 62" H	92.25 lbs	4 Shelves (16", 18", 18", 18")	77-U1048	1.2 hrs	Yes
N5-DS60-4	20" D x 60" W x 62" H	104.25 lbs	4 Shelves (16", 18", 18", 18")	77-U1060	1.2 hrs	Yes
N5-DS72-4	20" D x 72" W x 62" H	119 lbs	4 Shelves (16", 18", 18", 18")	77-U1036	1.4 hrs	Yes
N5-DS84-4	20" D x 84" W x 62" H	131 lbs	4 Shelves (16", 18", 18", 18")	77-U1036, 77-U1048	1.4 hrs	Yes
N5-DS96-4	20" D x 96" W x 62" H	143 lbs	4 Shelves (16", 18", 18", 18")	77-U1048	1.4 hrs	Yes



Shelving on this page fits inside these vehicles

BINS

- > 3 Sizes: 10", 12", 14" deep
- > All 12" wide
- > Comes with a center divider
- > Packs of two cross dividers available (62-U1212)



62-U1212

See page 176 for accessories



RANGERTM
DESIGN

SHELVING – UNIT FOR HIGH ROOF VAN

N5-RA60-4



N5-RA96-4



Aluminum



N5-RA36-4	16" D x 36" W x 62" H	54 lbs	4 Shelves (12", 14", 14", 14")	77-U1036	1.2 hrs	Yes
N5-RA48-4	16" D x 48" W x 62" H	64 lbs	4 Shelves (12", 14", 14", 14")	77-U1048	1.2 hrs	Yes
N5-RA60-4	16" D x 60" W x 62" H	74.5 lbs	4 Shelves (12", 14", 14", 14")	77-U1060	1.2 hrs	Yes
N5-RA72-4	16" D x 72" W x 62" H	87 lbs	4 Shelves (12", 14", 14", 14")	77-U1036	1.4 hrs	Yes
N5-RA84-4	16" D x 84" W x 62" H	97 lbs	4 Shelves (12", 14", 14", 14")	77-U1036, 77-U1048	1.4 hrs	Yes
N5-RA96-4	16" D x 96" W x 62" H	107.5 lbs	4 Shelves (12", 14", 14", 14")	77-U1048	1.4 hrs	Yes



Box Truck,
Step Van & Trailer



Ford
Transit



Mercedes-Benz
Sprinter



Nissan
NV



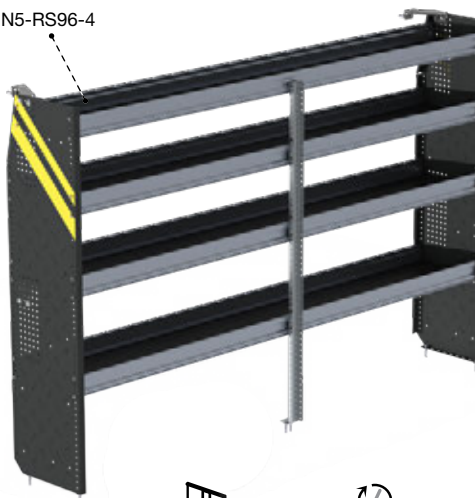
Ram
ProMaster

Shelving on this page fits inside these vehicles

N5-RS60-4



N5-RS96-4



Steel



N5-RS36-4	16" D x 36" W x 62" H	67.75 lbs	4 Shelves (12", 14", 14", 14")	77-U1036	1.2 hrs	Yes
N5-RS48-4	16" D x 48" W x 62" H	78 lbs	4 Shelves (12", 14", 14", 14")	77-U1048	1.2 hrs	Yes
N5-RS60-4	16" D x 60" W x 62" H	88 lbs	4 Shelves (12", 14", 14", 14")	77-U1060	1.2 hrs	Yes
N5-RS72-4	16" D x 72" W x 62" H	100.5 lbs	4 Shelves (12", 14", 14", 14")	77-U1036	1.4 hrs	Yes
N5-RS84-4	16" D x 84" W x 62" H	111 lbs	4 Shelves (12", 14", 14", 14")	77-U1036, 77-U1048	1.4 hrs	Yes
N5-RS96-4	16" D x 96" W x 62" H	121 lbs	4 Shelves (12", 14", 14", 14")	77-U1048	1.4 hrs	Yes



Dimensions










Weight



Shelf Opening

SHELVING – UNIT FOR PROMASTER CITY

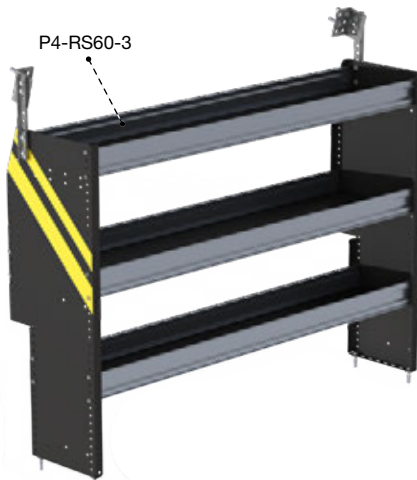









 Aluminum						
P4-RA36-3	15.75" D x 36" W x 42" H	37.5 lbs	3 Shelves (12", 14", 10")	77-U1036	1 hr	Yes
P4-RA60-3	15.75" D x 60" W x 42" H	51.75 lbs	3 Shelves (12", 14", 10")	77-U1060	1 hr	Yes



Ram
ProMaster City

Shelving on this page fits inside these vehicles



	 Steel						
P4-RS36-3	15.75" D x 36" W x 42" H	45.25 lbs	3 Shelves (12", 14", 10")	77-U1036	1 hr	Yes	
P4-RS60-3	15.75" D x 60" W x 42" H	59.5 lbs	3 Shelves (12", 14", 10")	77-U1060	1 hr	Yes	

SHELVING – SQUARE BACK SHELVING UNIT



Aluminum



S2-RA36-2	16" D x 36" W x 26" H	28 lbs	2 Shelves (14", 14")	77-U1036	0.9 hr	Yes
S2-RA48-2	16" D x 48" W x 26" H	33.5 lbs	2 Shelves (14", 14")	77-U1048	0.9 hr	Yes
S2-RA60-2	16" D x 60" W x 26" H	38.5 lbs	2 Shelves (14", 14")	77-U1060	0.9 hr	Yes



Box Truck,
Step Van & Trailer

Shelving on this page fits inside these vehicles










Steel



S2-RS36-2	16" D x 36" W x 26" H	34 lbs	2 Shelves (14", 14")	77-U1036	0.9 hr	Yes
S2-RS48-2	16" D x 48" W x 26" H	39 lbs	2 Shelves (14", 14")	77-U1048	0.9 hr	Yes
S2-RS60-2	16" D x 60" W x 26" H	44.5 lbs	2 Shelves (14", 14")	77-U1060	0.9 hr	Yes

SHELVING – SQUARE BACK SHELVING UNIT

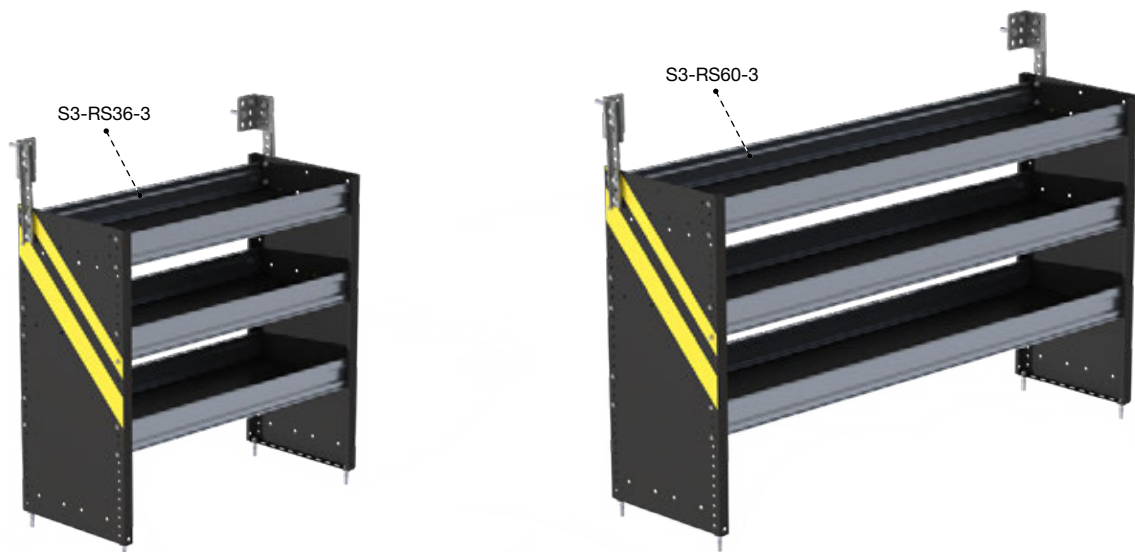









 Aluminum						
S3-RA36-3	16" D x 36" W x 34" H	38.75 lbs	3 Shelves (14", 14", 14")	77-U1036	1 hr	Yes
S3-RA48-3	16" D x 48" W x 34" H	46.5 lbs	3 Shelves (14", 14", 14")	77-U1048	1 hr	Yes
S3-RA60-3	16" D x 60" W x 34" H	54.25 lbs	3 Shelves (14", 14", 14")	77-U1060	1 hr	Yes



Box Truck,
Step Van & Trailer








Shelving on this page fits inside these vehicles



 Steel						
S3-RS36-3	16" D x 36" W x 34" H	46 lbs	3 Shelves (14", 14", 14")	77-U1036	1 hr	Yes
S3-RS48-3	16" D x 48" W x 34" H	54 lbs	3 Shelves (14", 14", 14")	77-U1048	1 hr	Yes
S3-RS60-3	16" D x 60" W x 34" H	61.75 lbs	3 Shelves (14", 14", 14")	77-U1060	1 hr	Yes

SHELVING – UNIT FOR TRANSIT CONNECT

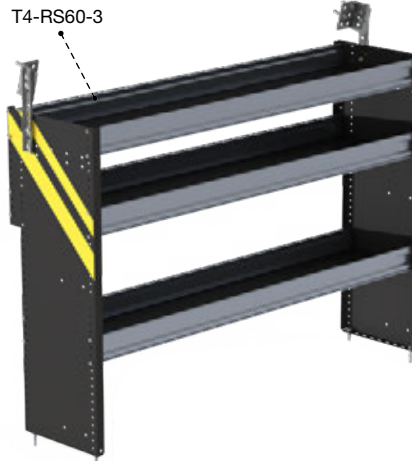









 Aluminum						
T4-RA36-3	15.75" D x 36" W x 41.5" H	39 lbs	3 Shelves (14", 14", 12")	77-U1036	1 hr	Yes
T4-RA60-3	15.75" D x 60" W x 41.5" H	54 lbs	3 Shelves (14", 14", 12")	77-U1060	1 hr	Yes



Ford Transit
Connect

Shelving on this page fits inside these vehicles



 Steel						
T4-RS36-3	15.75" D x 36" W x 41.5" H	47 lbs	3 Shelves (14", 14", 12")	77-U1036	1 hr	Yes
T4-RS60-3	15.75" D x 60" W x 41.5" H	62 lbs	3 Shelves (14", 14", 12")	77-U1060	1 hr	Yes

SHELVING DOORS

3 Different doors available fits all our shelving according to the width of your shelf.

It's Simple:

- > Only the height needs to be adjusted
- > Drill free install
- > Very easy to stock



	Aluminum		Use with shelf width			
77-U1036	36" adjustable	36", 72", 84"	7.2 lbs	0.5 hr	Yes	
77-U1048	48" adjustable	48", 84", 96"	8.9 lbs	0.5 hr	Yes	
77-U1060	60" adjustable	60"	10.6 lbs	0.5 hr	Yes	

84" Shelf will accomodate one 77-U1036 and one 77-U1048 only.




DIVIDERS

Set of five

- > Sold in packs of 5 for each depth of shelf tray
- > Infinitely adjustable
- > Metal extrusion for strength, plastic clips to ensure no noise




	Aluminum		
62-UDR10	10" D x 1.125" W x 3" H	Yes	
62-UDR12	12" D x 1.125" W x 3" H	Yes	
62-UDR14	14" D x 1.125" W x 3" H	Yes	
62-UDR16	16" D x 1.125" W x 3" H	Yes	
62-UDR18	18" D x 1.125" W x 3" H	Yes	



NEW SHELVING ACCESSORIES

HIGH DIVIDER WITH CLIPS





- Sold in packs of 5 for each depth of shelf tray
- Infinitely adjustable
- Metal extrusion for strength, plastic clips to ensure no noise



SHELVINGS





62-UDH10

Set of 5 high dividers with clips for a 10" shelf

Aluminum	
	10" D x 1.125" W x 6" H
	2.2 lbs
	—
	No





62-UDH12

Set of 5 high dividers with clips for a 12" shelf

Aluminum	
	12" D x 1.125" W x 6" H
	2.7 lbs
	—
	No





62-UDH14

Set of 5 high dividers with clips for a 14" shelf

Aluminum	
	14" D x 1.125" W x 6" H
	3.2 lbs
	—
	No





62-UDH16

Set of 5 high dividers with clips for a 16" shelf

Aluminum	
	16" D x 1.125" W x 6" H
	3.7 lbs
	—
	No

62-UDH18

Set of 5 high dividers with clips for a 18" shelf

Aluminum	
	18" D x 1.125" W x 6" H
	4.1 lbs
	—
	No









FOLD-AWAY


Your personal flex space







SHELVING – FOLD-AWAY SHELVING

Fold-Away Shelf Tray with Gas Shocks and Hardware

 Aluminum					
84-1830	18" D x 30" W	15 lbs	17"	0.4 hr	No
84-1836	18" D x 36" W	17 lbs	17"	0.4 hr	Yes
84-1848	18" D x 48" W	21 lbs	17"	0.4 hr	No
84-1858	18" D x 58" W	21 lbs	17"	0.4 hr	No
84-1872	18" D x 72" W	26 lbs	17"	0.44 hr	Yes
84-2130	21" D x 30" W	16 lbs	20"	0.4 hr	No
84-2136	21" D x 36" W	17 lbs	20"	0.4 hr	Yes
84-2148	21" D x 48" W	20 lbs	20"	0.4 hr	Yes
84-2158	21" D x 58" W	23 lbs	20"	0.43 hr	Yes
84-2172	21" D x 72" W	30 lbs	20"	0.46 hr	Yes

Weight capacity for fold-away shelving is 65 lbs / linear foot.










 Aluminum					
8330-2	18" D x 37" W x 46.5" H	45 lbs	2 Shelves (17", 17")	2.4 hrs	Yes
8348-2	18" D x 55" W x 46.5" H	52 lbs	2 Shelves (17", 17")	2.4 hrs	No

Weight capacity for fold-away shelving is 65 lbs / linear foot.



SHELVING



 Aluminum					
8436-2	21" D x 43" W x 63.5" H	42 lbs	2 Shelves (20", 20")	2.2 hrs	No
8448-2	21" D x 55" W x 63.5" H	58 lbs	2 Shelves (20", 20")	2.2 hrs	Yes
8458-2	21" D x 65" W x 63.5" H	64 lbs	2 Shelves (20", 20")	2.4 hrs	Yes
8472-2	21" D x 79" W x 63.5" H	74 lbs	2 Shelves (20", 20")	2.4 hrs	Yes

Weight capacity for fold-away shelving is 65 lbs / linear foot.



SHELVING – FOLD-AWAY SHELVING



Box Truck,
Step Van
& Trailer



Transit
High Roof



Transit
Medium Roof



Sprinter
High Roof



NV
High Roof



ProMaster
High Roof



ProMaster
**Does not fit over wheel
well in ProMaster.**



Aluminum



8448-3	21" D x 55" W x 72" H	74 lbs	3 Shelves (17", 17", 20")	2.5 hrs	No
8458-3	21" D x 65" W x 72" H	83 lbs	3 Shelves (17", 17", 20")	2.7 hrs	Yes
8472-3	21" D x 79" W x 72" H	98 lbs	3 Shelves (17", 17", 20")	2.7 hrs	Yes

Weight capacity for fold-away shelving is 65 lbs / linear foot.

72" high is the highest dimension when the shelf is folded up. The post assembly is actually 63.5" high.



Express



Transit
Low Roof



Savana



NV
Low Roof



Aluminum



8548-2	18" D x 55" W x 53.5" H	52 lbs	2 Shelves (17", 17")	2.2 hrs	Yes
8558-2	18" D x 65" W x 53.5" H	59 lbs	2 Shelves (17", 17")	2.4 hrs	Yes
8572-2	18" D x 79" W x 53.5" H	70 lbs	2 Shelves (17", 17")	2.4 hrs	Yes

Weight capacity for fold-away shelving is 65 lbs / linear foot.



Metris



Aluminum









8636-2	18" D x 43" W x 46.5" H	42 lbs	2 Shelves (17", 17")	2.6 hrs	Yes
8658-2	18" D x 65" W x 46.5" H	46 lbs	2 Shelves (17", 17")	2.6 hrs	Yes

Weight capacity for fold-away shelving is 65 lbs / linear foot.









Mounting Bar Assembly for Fold-Away Shelving

 Aluminum					
84-3033	2" D x 33" W	3 lbs	—	0.1 hr	No
84-3039	2" D x 39" W	3 lbs	—	0.1 hr	Yes
84-3051	2" D x 51" W	6 lbs	—	0.11 hr	Yes
84-3061	2" D x 61" W	5 lbs	—	0.12 hr	Yes
84-3075	2" D x 75" W	6 lbs	—	0.14 hr	Yes



Post Assembly for Fold-Away Shelving

 Aluminum					
84-7045	2" D x 2" W x 45.5" H	6 lbs	—	0.2 hr	No
84-7051	2" D x 2" W x 51.5" H	6 lbs	—	0.2 hr	Yes
84-7063	2" D x 2" W x 63.5" H	8 lbs	—	0.2 hr	Yes



YOUR PERSONAL FLEX SPACE

Our fold-away shelves are designed to give you the ultimate in cargo flexibility

- › Flexible
- › Easy to use
- › Tough





WORKBENCH

A handy workstation for any task

7207

Workbench with hardwood top,
no shelves

Aluminum

UNIVERSAL



18" D x 48" W x 36" H



54 lbs



0.5 hr



No

7208

Workbench with hardwood top,
one end panel
(Drawer cabinet not included)

Aluminum

UNIVERSAL



18" D x 48" W x 36" H



47 lbs



0.5 hr



No

7209

Workbench with hardwood top,
1 shelf

Aluminum

UNIVERSAL



18" D x 48" W x 36" H



65 lbs



1 hr



Yes

7210

Workbench with hardwood top,
1 shelf with door

Aluminum

UNIVERSAL



18" D x 48" W x 36" H



75 lbs



1.2 hrs



No

7211

Workbench with hardwood top,
2 bin shelves

Aluminum

UNIVERSAL



18" D x 48" W x 36" H



75 lbs



1 hr



No



5060-5

7247 Workbench with hardwood top,
one end panel



WORKBENCHES

7247

Workbench with hardwood top, one end panel (Drawer cabinet not included)

Aluminum

UNIVERSAL



18" D x 48" W x 28" H



47 lbs



1 hr



No

7248

Workbench with hardwood top, 2 bin shelves

Aluminum

UNIVERSAL



18" D x 48" W x 28" H



75 lbs



1 hr



Yes

J48-X

Square back unit with 1 open shelf & 1 workbench

Steel



Transit
Med/High Roof



Sprinter



NV
High Roof



Box Truck,
Step Van & Trailer



ProMaster



14" D x 48" W x 58" H



85 lbs



1 hr



No

K48-X

Square back unit with 1 open shelf, 1 workbench & 1 pull out drawer

Steel



Transit
Med/High Roof



Sprinter



NV
High Roof



Box Truck,
Step Van & Trailer



ProMaster



14" D x 48" W x 58" H



105 lbs



1 hr



No



N4-RA12-3

Bookshelf

Aluminum



16" D x 12" W x 44.5" H	26 lbs	3 Shelves (12", 14", 14")	1 hr	No

N5-RA12-4

Bookshelf

Aluminum



16" D x 12" W x 62" H	34 lbs	4 Shelves (12", 14", 14", 14")	1.5 hrs	No

7111

Contoured locker with top shelf

Aluminum



16" D x 14" W x 62.5" H	35 lbs	1 hr	No

7115

Locker with top shelf

Aluminum



16.5" D x 14" W x 43.5" H	30 lbs	1 hr	Yes

7119

Square back locker with top shelf

Aluminum



16.5" D x 14" W x 62.5" H	39 lbs	1 hr	No

7120

Locker with top shelf

Aluminum



15.5" D x 14" W x 62.5" H	35 lbs	1 hr	Yes



DRAWERS

Durable storage compartments,
designed for quick and easy access.



TOUGH

Aluminum drawers are backed by a 10 year warranty.



QUICK

Easy to use slam latch.



SECURE

Keyed lock to guard valuables.

DRAWERS

AXESS TRAYS	P. 164
CAB BOXES	P. 166
PARTSLIDER DRAWERS	P. 167
TOP EDGES	P. 167
DRAWER CABINETS	P. 169
COMPACT DRAWERS	P. 170
PARTSKEEPERS	P. 171
TOOL DRAWERS	P. 172

Ranger Design manufactures a variety of tough, quiet drawer systems and storage modules.

Using top quality components such as full-extension, high-capacity ball-bearing drawer slides, secure locks, and Ranger Design's unique braided stainless steel cable-pull handles.

These drawers are the organizational quality that you deserve.

If you never again want to experience the frustration of drawers that jam, sag, and don't latch properly, we have the solution.

DRAWERS

DRAWERS



5032-0
Axess Tray with 1 shelf / no drawers

Aluminum	
38" D x 44" W x 30" H	
—	
52 lbs	
0.9 hr	
No	



5032-1
Axess Tray with 1 shelf / 1 drawer

Aluminum	
38" D x 44" W x 30" H	
200 lbs	
86 lbs	
1 hr	
Yes	



5032-2
Axess Tray with 1 shelf / 2 drawers

Aluminum	
38" D x 44" W x 30" H	
200 lbs	
120 lbs	
1.1 hrs	
No	




5032-3
Axess Tray with 1 shelf / 3 drawers

Aluminum	
38" D x 44" W x 30" H	
200 lbs	
154 lbs	
1.2 hrs	
No	



5032-A
Axess Tray drawer only, complete with slides

Aluminum	
38.75" D x 41.75" W x 4.25" H	
—	
34 lbs	
—	
No	



5032-F
Axess Tray full back panel for 5032 series

Aluminum	
41" W x 27.25" H	
—	
7 lbs	
0.25 hr	
No	




5032-1 Axess Tray with 1 shelf / 1 drawer




5037-0

Axess Tray with 1 shelf / no drawers

Aluminum

 38" D x 44" W x 42" H

 —

 60 lbs

 1 hr


 No





5037-1


Axess Tray with 1 shelf / 1 drawer

Aluminum

 38" D x 44" W x 42" H

 200 lbs

 93 lbs

 1.1 hrs


 No





5037-2


Axess Tray with 1 shelf / 2 drawers

Aluminum

 38" D x 44" W x 42" H

 200 lbs

 127 lbs

 1.2 hrs


 No





5037-3


Axess Tray with 1 shelf / 3 drawers

Aluminum

 38" D x 44" W x 42" H


 200 lbs

 161 lbs

 1.3 hrs

 No

DRAWERS



5037-A

Axess Tray drawer only, complete with slides

Aluminum


38" D x 41.75" W x 4.25" H



34 lbs



No



5037-F

Axess Tray full back panel for 5037 series

Aluminum

41" W x 39.25" H



10 lbs



No



5040

Cab box with locking lid, Narrow

Aluminum

20" D x 6.5" W x 15.75" H



11.2 lbs



Yes



5041

Raised base for 5040 cab box, Transit

Steel

18.75" W x 3.63" H



2.7 lbs



Yes



5044

Raised base for 5045 cab box, Sprinter

Aluminum

22.5" D x 11.5" W x 9" H



4 lbs



Yes



5045

Cab box with locking lid

Aluminum

18.75" D x 12.5" W x 15.75" H



15.8 lbs




Yes


**5047**


Raised base for ProMaster cab box

Aluminum

 21" D x 13" W x 5.5" H

 —

 5 lbs


 0.2 hr

 No


**5058**

Raised base for GM Savana/Express Van cab box

Aluminum

 15.5" D x 9.5" W x 3.5" H

 —

 3.5 lbs


 —


 No


**5010**


Partslider drawer

Aluminum

 48" D x 12" W x 6" H

 150 lbs

 25 lbs


 0.5 hr


 Yes


**5011**


Partslider drawer

Aluminum

 36" D x 12" W x 6" H

 150 lbs

 20 lbs


 0.5 hr

 No


**5014**

Floor mount kit for 5010 / 5011 Partslider drawer

Aluminum

 12" W x 1" H

 —

 1.5 lbs


 —

 Yes


**5048**


Top edge, for 5010 Partslider

Aluminum

 48" D x 12" W x 4" H

 —

 6.2 lbs

 0.2 hr

 Yes

LEGEND

Dimensions



Weight Capacity



Weight



Estimated Install Time








Quickship

DRAWERS



5049
Top edge, for 5020 Tool Drawer






Aluminum	
	48" D x 14" W x 4" H
	—
	6.2 lbs
	0.2 hr
	No



5020 Tool drawer mounted with a
5010 partsliding drawer and a
5048 top edge








5050
Top edge, for 5025 jumbo Tool Drawer

Aluminum	
	48" D x 16" W x 4" H
	—
	6.5 lbs
	0.2 hr
	No








5051
Top edge, for 5011 Partslider

Aluminum	
	36" D x 12" W x 4" H
	—
	5 lbs
	0.2 hr
	No



5052
Top edge, for 5021 Tool Drawer

Aluminum	
	36" D x 14" W x 4" H
	—
	5 lbs
	0.2 hr
	No

**5053**

Top edge, for 5026 jumbo Tool Drawer

Aluminum

36" D x 16" W x 4" H

—

5.5 lbs

0.2 hr

No

**5057**

Top edge, for 5060 Drawer Cabinet

Aluminum

18" D x 22" W x 4" H

—

4 lbs

0.2 hr

No

**5060-5**

5 Drawer cabinet with a door

Aluminum

18" D x 24" W x 36" H

150 lbs/drawer

160 lbs

1 hr

Yes

**5060-6**

6 Drawer cabinet

Aluminum

18" D x 24" W x 36" H

150 lbs/drawer

183 lbs

1 hr

Yes

**5060-8**

8 Drawer cabinet

Aluminum

18" D x 24" W x 36" H

150 lbs/drawer

225 lbs

1 hr

No

**5065-8**

8 Drawer cabinet, square back

Aluminum

19" D x 24" W x 56" H

150 lbs/drawer

247 lbs

1 hr

Yes

LEGEND

Dimensions



Weight Capacity



Weight



Estimated Install Time








Quickship

DRAWERS








5066-8
8 Drawer cabinet, contoured

Aluminum	
	20" D x 24" W x 56" H
	150 lbs/drawer
	250 lbs
	1 hr
	Yes








5067-6
6 Drawer cabinet

Aluminum	
	18" D x 18" W x 28" H
	150 lbs/drawer
	156 lbs
	0.5 hr
	Yes








5068-3
3 Drawer cabinet

Aluminum	
	18" D x 15" W x 15" H
	150 lbs/drawer
	75 lbs
	0.5 hr
	Yes








5069-2
2 Drawer cabinet

Aluminum	
	14" D x 24" W x 12" H
	150 lbs/drawer
	36 lbs
	0.5 hr
	Yes








X50-B
Compact locking 2-Drawer cabinet

Steel	
	12.5" D x 18.5" W x 10.5" H
	22 lbs/drawer
	23 lbs
	0.3 hr
	Yes



X50-C
Compact locking 3-Drawer cabinet

Steel	
	12.5" D x 18.5" W x 10.5" H
	22 lbs/drawer
	24 lbs
	0.3 hr
	Yes

**X51-F**

Compact 9-Drawer cabinet

Steel

12" D × 17" W × 12" H

—

24 lbs

0.3 hr

Yes

**5070**

Partskeeper carry case with holder,
universal

Aluminum

14" D × 17" W × 5.5" H

—

7 lbs

0.3 hr

Yes

**5072**

Partskeeper carry case with holder,
floor mount

Aluminum

14" D × 17" W × 8.75" H

—

9 lbs

0.3 hr

No

**5078**

Partskeeper cabinet with 4 carry cases

Aluminum


14" D × 17" W × 24" H

—

27.5 lbs

0.3 hr

Yes

**LEGEND**

Dimensions



Weight Capacity



Weight




Estimated Install Time



Quickship

DRAWERS

DRAWERS



5079

Partskeeper carry case

Plastic	
	13" D x 16.5" W x 4" H
	—
	3 lbs
	—
	Yes



5082

Partskeeper cabinet with 8 carry cases

Aluminum	
	14" D x 17" W x 43" H
	—
	54 lbs
	1 hr
	Yes



5083

Partskeeper cabinet with 5 carry cases & 2 shelves

Aluminum	
	14" D x 17" W x 43" H
	—
	45 lbs
	1 hr
	Yes



X50-B & X-50 C Stacked



5086

Partskeeper cabinet with 8 carry cases & 2 shelves

Aluminum	
	14" D x 17" W x 62.5" H
	—
	66 lbs
	1 hr
	Yes



5020

Tool drawer

Aluminum	
	48" D x 14" W x 16" H
	320 lbs
	70 lbs
	1 hr
	Yes

**5021**

Tool drawer

Aluminum

36" D x 14" W x 16" H

320 lbs

61 lbs

1 hr

No

**5025**

Jumbo tool drawer

Aluminum

48" D x 16" W x 19.5" H

320 lbs

83 lbs

1 hr

Yes

**5026**

Jumbo tool drawer

Aluminum

36" D x 16" W x 19.5" H

320 lbs

72 lbs

1 hr

No

**5028**

Raised base for 5020 tool drawer

Aluminum

4" D x 14" W x 6" H

—

5 lbs

0.5 hr

No

**5029**

Raised base for 5025 Jumbo tool drawer

Aluminum

4" D x 16" W x 6" H

—

6 lbs

0.5 hr

No

**X02-A**

Tool drawer

Steel

45.5" D x 13.5" W x 22" H

—

88 lbs

1 hr

Yes

LEGEND

Dimensions



Weight Capacity



Weight



Estimated Install Time



Quickship



ACCESSORIES

Choose the finishing details to tailor your upfit to your specific needs.



VERSATILE

Removable storage bins ensure organization on the jobsite or on the go.



SECURE

Trade specific accessories with a place for all tools and supplies.



PRODUCTIVE

Stay productive with your most used items well within reach.

ACCESSORIES

BINS	P. 176
BOTTLE HOLDERS	P. 178
DIVIDERS	P. 176
LOCKING CABINETS	P. 178
HOOKS	P. 179
OTHERS	P. 179
PAPER HOLDERS	P. 181
SEAT COVERS	P. 180
STEPS	P. 177
STRAPS	P. 182
WINDOW GRILLS	P. 182

The finishing details are just as important when you're setting up your commercial van as they are when you're on the job site.





Customize your vehicle with our wide range of options to ensure that you can perform with optimal efficiency.

NEW SHELVING ACCESSORIES



62-U1110





10" Deep plastic bins

Plastic	
	10.87" D x 11.87" W x 5.25" H
	1.5 lbs
	—
	Yes



62-U1112





12" Deep plastic bins

Plastic	
	12.87" D x 11.87" W x 5.25" H
	1.7 lbs
	—
	Yes



62-U1114





14" Deep plastic bins

Plastic	
	14.87" D x 11.87" W x 5.25" H
	1.9 lbs
	—
	Yes



62-U1212

2 Cross dividers for plastic bins
Fits all size bins

Plastic	
	11.25" D x 0.875" W x 4.25" H
	0.3 lb
	—
	Yes





DIVIDERS

- Sold in packs of 5 for each depth of shelf tray
- Infinitely adjustable
- Metal extrusion for strength, plastic clips to ensure no noise







62-UDR10

Set of 5 dividers
for a 10" shelf

Aluminum	
	10" D x 1.125" W x 3" H
	1.1 lbs
	—
	Yes





62-UDR12

Set of 5 dividers
for a 12" shelf

Aluminum	
	12" D x 1.125" W x 3" H
	1.3 lbs
	—
	Yes





62-UDR14

Set of 5 dividers
for a 14" shelf

Aluminum	
	14" D x 1.125" W x 3" H
	1.5 lbs
	—
	Yes





62-UDR16

Set of 5 dividers
for a 16" shelf

Aluminum	
	16" D x 1.125" W x 3" H
	1.7 lbs
	—
	Yes

62-UDR18


Set of 5 dividers
for a 18" shelf

Aluminum	
	18" D x 1.125" W x 3" H
	1.9 lbs
	—
	Yes

NEW SHELVING ACCESSORIES





HIGH DIVIDER WITH CLIPS

- Sold in packs of 5 for each depth of shelf tray
- Infinitely adjustable
- Metal extrusion for strength, plastic clips to ensure no noise







62-UDH10

Set of 5 high dividers with clips for a 10" shelf

Aluminum	
	10" D x 1.125" W x 6" H
	2.2 lbs
	—
	No





62-UDH12

Set of 5 high dividers with clips for a 12" shelf

Aluminum	
	12" D x 1.125" W x 6" H
	2.7 lbs
	—
	No





62-UDH14

Set of 5 high dividers with clips for a 14" shelf

Aluminum	
	14" D x 1.125" W x 6" H
	3.2 lbs
	—
	No





62-UDH16

Set of 5 high dividers with clips for a 16" shelf

Aluminum	
	16" D x 1.125" W x 6" H
	3.7 lbs
	—
	No

62-UDH18

Set of 5 high dividers with clips for a 18" shelf

Aluminum	
	18" D x 1.125" W x 6" H
	4.1 lbs
	—
	No

STEP-UP YOUR GAME WITH OUR **NEW MAX STEP!**

OUR NEW MAX STEP OFFERS EASY SPACE ACCESS TO THE VAN'S CARGO SPACE AND ROOF RACK, WHILE PROVIDING A RUGGED GRIP IN ANY WEATHER.

MAX SAFETY

Anti-slip tread plates with reflective tape on each step

LONG LASTING

Manufactured to TUV standards, with an anti-corrosive finish to prevent weathering

EASY INSTALL

Quick and easy one person install







MAX STEP

THE SECURE STEP EVERY TIME!

6550-DS

Mercedes-Benz Sprinter





Steel

	21" D x 56.5" W x 12.25" H
	36 lbs
	0.75 hr
	Yes

6550-FT

Ford Transit





Steel

	32" D x 56.5" W x 11.4" H
	48 lbs
	0.75 hr
	Yes

6550-RP

Ram ProMaster

Steel

	14.85" D x 56.5" W x 10.6" H
	22 lbs
	0.75 hr
	Yes

ACCESSORIES



6001

4 Tier refrigerant rack for large bottles

Aluminum

14" D x 13" W x 62.5" H

34 lbs

0.7 hr

No



6002

5 Tier refrigerant rack for small bottles

Aluminum

14" D x 10.5" W x 62.5" H

36 lbs

0.7 hr

No



6003

5 Tier refrigerant rack for large bottles

Aluminum

14" D x 13" W x 62.5" H

36 lbs

0.7 hr

Yes



6006

3 Tier refrigerant rack for small bottles

Aluminum

14" D x 10.5" W x 43" H

29 lbs

0.6 hr

No



6007

4 Tier refrigerant rack for small bottles

Aluminum

14" D x 10.5" W x 43" H

26 lbs

0.6 hr

Yes



6008

3 Tier refrigerant rack for large bottles

Aluminum

14" D x 13" W x 43" H

25 lbs

0.6 hr

Yes



6010

Two level adjustable bottle holder

Aluminum

10.25" D x 9.5" W x 36" H

8 lbs

0.4 hr

Yes



6020

Horizontal refrigerant bottle holder

Aluminum

12.5" D x 48" W x 13" H

17 lbs

0.5 hr

No



6030

Bottle rack with straps

Aluminum

48" W

4 lbs

0.5 hr

No



6035

Bottle rack with straps

Aluminum

60" W

6 lbs

0.5 hr

No



6040

Locking cabinet

Aluminum

8.5" D x 12" W x 24" H

16 lbs

0.6 hr

No



6041

Locking cabinet

Aluminum

15" D x 15.5" W x 33" H

31 lbs

0.7 hr

Yes



6049

Ventilation kit for cabinet

Aluminum

—

0 lb

—

Yes



6086

Small aluminum bottle holder, with a black nylon strap

Aluminum

6" W x 12" H

1 lb

0.2 hr

Yes



6088

Large aluminum bottle holder, with two black nylon straps

Aluminum

8" W x 24" H

5 lbs

0.2 hr

Yes



6070

6" Hook, 3" opening, painted

Steel

3" D

2 lbs

0.2 hr

Yes



6072

8" Swivel Hook, 4" opening, painted

Steel

4" D

3 lbs

0.2 hr

Yes



6073

Large aluminum movable hook, 6.5" opening

Aluminum

6.5" D x 2.75" W x 4" H

1 lb

0.01 hr

Yes



Y30-C

Coat Hook, 1" opening, chrome plated

Steel

1" D

0.5 lb

0.2 hr

Yes



1130

Elevated strobe mount


Aluminum

8" W

1 lb

0.1 hr

No



6050

Flettner vent, rotary design (4" H above and 1.4" below)


Plastic

8.88" D x 5.4" H

1.5 lbs

1 hr

Yes



6052

Vise Holder with an 8"x8" mounting plate

Steel

—

37 lbs

0.5 hr

No



6054

Hitch Step, with hitch pin to fit a 2"x2" hitch

Aluminum

6" D x 12" W

4 lbs

—

No



6057

Can Holder

Aluminum

3" D x 8.5" W x 3" H

1 lb

0.2 hr

Yes

SEAT COVERS



OUR KEY ADVANTAGES INCLUDE:

- Durable material and easy maintenance
- Urethane coating to make the fabric water and stain resistant
- Machine wash and dryer safe
- Easy installation within 30 minutes for a set
- No interference with factory seat functions (heat, cold, air bag)
- Minimal seams
- Tight custom fit for each vehicle guaranteed to stay in place
- Seat damage prevention puncture resistant
- Durable Cordura® fabric with a 1 year warranty

	PART #
CHEVROLET CITY EXPRESS	6251
CHEVROLET EXPRESS	6252
FORD TRANSIT	6255
FORD TRANSIT CONNECT	6256
GMC SAVANA	6252
NISSAN NV	6250
NISSAN NV 2018-2019	6250-19
NISSAN NV200	6251
MERCEDES-BENZ METRIS	6258
MERCEDES-BENZ SPRINTER	6257
MERCEDES-BENZ SPRINTER 2019	6257-19
RAM PROMASTER	6254
RAM PROMASTER CITY	6253

SPECIFICATIONS

for 1 set of bucket seat covers

	4 lbs
	0.5 hr
	Yes

*We do not offer seat covers for bench seats



6075

Transport tube door, for 6" diameter tube with stainless steel hardware

Aluminum

6" D
2 lbs
0.2 hr
No




6078

Cradle & strap kit for 6" dia. transport tube (one cradle and one strap)

Aluminum

6" D
1 lb
0.1 hr
Yes



6079

Transport tube door kit complete (6" dia. PVC tube not included)

Aluminum

6" D
8 lbs
0.8 hr
Yes



6082

Triangle kit with aluminum holder

Other

—
14 lbs
0.2 hr
Yes



6090

Back up alarm, die cast housing, fully encapsulated circuitry

Other

—
1 lb
1 hr
No



6091

Surface mount tie down ring, zinc plated

Steel

4" D
0.4 lb
0.2 hr
No

NEW!



6092-42

Universal LED light kit for trucks and vans (12V DC / 1200 Lm / 10W)

Other

42" L x 1" H
0.5 lb
0.5 hr
Yes



6093

Grab handle

Plastic

9.5" D
0.1 lb
0.5 hr
Yes



7124

Reel Holder with two 5/8" diameter rods

Aluminum

7.25" D x 15" W x 24" H
11 lbs
0.5 hr
Yes




6061

Paper Holder, extra deep, 2 slots

Aluminum

3.75" D x 12.75" W x 12" H
2 lbs
0.2 hr
Yes



Accessorized Ranger Design shelving

ACCESSORIES



6063

Paper Holder, extra deep, 5 slots

Aluminum

	3.75" D x 12.75" W x 24" H
	7 lbs
	0.2 hr
	Yes



6066

2 Pocket Holder, with 8 plastic bins

Aluminum

	4.5" D x 20" W x 21.75" H
	7.5 lbs
	0.2 hr
	Yes



6067

Paper Holder, regular depth, 2 slots

Aluminum

	2.25" D x 12.75" W x 12" H
	3 lbs
	0.2 hr
	No



6068

Hard Hat Holder, painted wire

Steel

	—
	0.5 lb
	0.2 hr
	No



6069

Paper Holder, regular depth, 5 slots

Aluminum

	2.25" D x 12.75" W x 24" H
	7 lbs
	0.2 hr
	Yes



Y31-A

Paper Holder, extra deep, 3 slots

Steel

	3.75" D x 12.75" W x 16" H
	8.6 lbs
	0.2 hr
	Yes



6095

Black Nylon Strap, plastic buckle

Other

	2" W x 28" H
	0.18 lb
	0.01 hr
	No



6096

Black Nylon Strap, chrome plated buckle

Other

	1" W x 36" H
	0.12 lb
	0.01 hr
	Yes



6097

Black Nylon Strap, chrome plated buckle

Other

	1" W x 48" H
	0.13 lb
	0.01 hr
	No

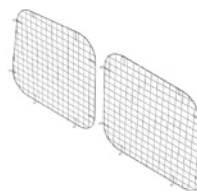


6098

Black Nylon Strap, chrome plated buckle

Other

	1" W x 72" H
	0.16 lb
	0.01 hr
	No



6106

Chevrolet Express & GMC Savana
Set of 2 rear window grills

Steel

	Standard Roof
	7.1 lbs
	0.2 hr
	Yes




6107

Mercedes-Benz Sprinter
Set of 2 rear window grills

Steel

	Standard / High Roof
	8 lbs
	0.2 hr
	Yes



6111

Chevrolet Express & GMC Savana
Set of 2 side window grills

Steel

	Standard Roof
	8 lbs
	0.2 hr
	Yes




6117

Mercedes-Benz Sprinter
Window grill, passenger side sliding door

Steel

	Standard / High Roof
	8 lbs
	0.2 hr
	Yes




6118

Ram ProMaster
Window grill, passenger side sliding door (does not fit the 118" wheelbase)

Steel

	High Roof
	8 lbs
	0.2 hr
	Yes




6119

Ram ProMaster
Set of 2 rear window grills

Steel

	High Roof
	11 lbs
	0.2 hr
	Yes



6120

Ford Transit
Set of 2 rear window grills

Steel

	Low Roof
	8 lbs
	0.2 hr
	Yes




6121

Ford Transit
Set of 2 rear window grills

Steel

	Medium / High Roof
	8 lbs
	0.2 hr
	Yes



6122

Ford Transit
Window grill, passenger side sliding door

Steel

	Low Roof
	8 lbs
	0.2 hr
	Yes

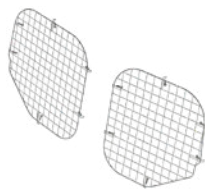


6123

Ford Transit
Window grill, passenger side sliding door

Steel

	Medium / High Roof
	8 lbs
	0.2 hr
	Yes

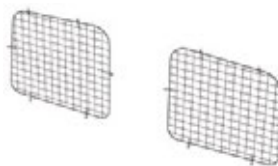


6124

Ford Transit Connect
Set of 2 rear window grills

Steel

	Standard Roof
	8 lbs
	0.2 hr
	Yes

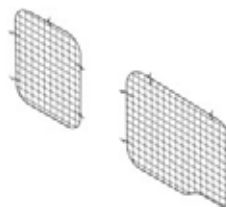


6126

Mercedes-Benz Metris
Set of 2 rear window grills

Steel

	Standard Roof
	5 lbs
	0.2 hr
	Yes

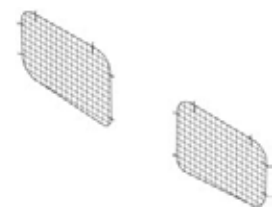


6134

Ram ProMaster City
Set of 2 rear window grills

Steel

	Standard Roof
	8 lbs
	0.2 hr
	Yes



6135

Ram ProMaster City
Set of 2 sliding door window grills

Steel

	Standard Roof
	8 lbs
	0.2 hr
	Yes



LADDER RACKS

Ergonomic Ladder Racks make loading and unloading easier.



TOUGH

Military grade aluminum extrusion, high density plastic and stainless steel components ensure no corrosion over the lifetime of the rack.



QUIET

Aerodynamic design with minimal wind noise.



SAFE

No metal contact to ladder, leading to longer life of ladders with less chance of fiberglass splinters.

LADDER RACKS

APPLICATION GUIDE P. 186

BOX TRUCK, STEP VAN & TRAILER P. 188

CARGO+ P. 212

CHEVROLET

EXPRESS P. 188

FORD

TRANSIT P. 190

TRANSIT CONNECT P. 193

GMC

SAVANA P. 195

MERCEDES-BENZ

METRIS P. 197

SPRINTER P. 198

NISSAN

NV P. 201

NV200 P. 204

RAM

PROMASTER P. 205









PROMASTER CITY P. 208











Ranger Design ladder racks make loading and unloading ladders an easy operation. Ranger Design offers drop-down ladder racks for high roof vans, extra tough racks capable of carrying 32" ladders on compact vans, interior ladder carriers and many other options for different applications.

Please take note that all our ladder racks are powder-coated white.



Application Guide

Type	 Box Truck, Step Van & Trailer	 Chevrolet Express	 Ford Transit 130"	 Ford Transit 148"	 Ford Transit 148" Ext.	 Ford Transit Connect	 GMC Savana	 Mercedes-Benz Metris 126"
Access Pro, Inside Ladder Carrier	1050-FS P. 188	1050-FS P. 188	1050-FS P. 190	1050-FS P. 190	1050-FS P. 190		1050-FS P. 195	
Cargo rack		1505-GS P. 189 1505-GS3 P. 189	1505-FTR P. 191 1505-FTR3 P. 191	1505-FTL P. 191 1505-FTL3 P. 191	1505-FTL P. 191 1505-FTL3 P. 191	1505-TC P. 193	1505-GS P. 195 1505-GS3 P. 195	1505-MM P. 197
Combination ladder rack		1525-FS P. 189 1525-FS3 P. 190	1525-FTR P. 192 1525-FTR3 P. 192	1525-FTL P. 192 1525-FTL3 P. 192	1525-FTL P. 192 1525-FTL3 P. 192	1525-TC P. 194 1525-TCX P. 194	1525-FS P. 196 1525-FS3 P. 196	1525-MM P. 197
Double clamp ladder rack		1530-FS P. 190 1530-FS3 P. 190	1530-FTR P. 192 1530-FTR3 P. 192	1530-FTL P. 192 1530-FTL3 P. 192	1530-FTL P. 192 1530-FTL3 P. 192	1530-TC P. 194 1530-TCX P. 194	1530-FS P. 196 1530-FS3 P. 196	1530-MM P. 198
Driver Side Retrofit kit for Max Rack			15-1815 P. 191	15-1815 P. 191	15-1815 P. 191			
Ladder rack accessory		1127 P. 188	1127 P. 190	1127 P. 190	1127 P. 190	1127 P. 193	1127 P. 195	1127 P. 197
Max Rack, Double side ladder rack			1830-FTR P. 193	1830-FTL P. 193	1830-FTL P. 193			
Max Rack, Single side ladder rack			1820-FTR P. 193	1820-FTL P. 193	1820-FTL P. 193			
Passenger Side Retrofit kit for Max Rack			15-1810 P. 191	15-1810 P. 191	15-1810 P. 191			
Single clamp ladder rack		1520-FS P. 189	1520-FTR P. 192	1520-FTL P. 192	1520-FTL P. 192	1520-TC P. 194	1520-FS P. 196	1520-MM P. 197
Standard ladder rack		1510-FS P. 189 1510-FS3 P. 189	1510-FTR P. 191 1510-FTR3 P. 192	1510-FTL P. 191 1510-FTL3 P. 192	1510-FTL P. 191 1510-FTL3 P. 192	1510-TC P. 194	1510-FS P. 195 1510-FS3 P. 196	1510-MM P. 197
Third bar crossbow kit for Max Rack			15-1805 P. 191	15-1805 P. 191	15-1805 P. 191			

									
Mercedes-Benz Metris 135"	Mercedes-Benz Sprinter	Nissan NV 146" Low Roof	Nissan NV 146" High Roof	Nissan NV200 115"	Ram ProMaster 118"	Ram ProMaster 136"	Ram ProMaster 159"	Ram ProMaster 159" Ext	Ram ProMaster City 122"
	1050-FS P. 198	1050-FS P. 201	1050-FS P. 201		1050-FS P. 205	1050-FS P. 205	1050-FS P. 205	1050-FS P. 205	
1505-MM P. 197	1505-DH P. 199 1505-DH3 P. 199	1505-NL P. 202 1505-NL3 P. 202	1505-NH P. 202 1505-NH3 P. 202	1505-NS P. 204	1505-PH P. 206 1505-PH3 P. 206	1505-PH P. 206 1505-PH3 P. 206	1505-PH P. 206 1505-PH3 P. 206	1505-PH P. 206 1505-PH3 P. 206	1505-PC P. 208
1525-MM P. 197	1525-DH P. 200 1525-DH3 P. 200	1525-NL P. 202 1525-NL3 P. 203		1525-NS P. 204 1525-NSX P. 205	1525-PHS P. 207 1525-PHS3 P. 207	1525-PHM P. 207 1525-PHM3 P. 207	1525-PHL P. 207 1525-PHL3 P. 207	1525-PHX P. 207 1525-PHX3 P. 207	1525-PC P. 209 1525-PCX P. 209
1530-MM P. 198	1530-DH P. 200 1530-DH3 P. 200	1530-NL P. 203 1530-NL3 P. 203		1530-NS P. 205 1530-NSX P. 205	1530-PHS P. 207 1530-PHS3 P. 207	1530-PHM P. 207 1530-PHM3 P. 207	1530-PHL P. 207 1530-PHL3 P. 207	1530-PHX P. 207 1530-PHX3 P. 207	1530-PC P. 209 1530-PCX P. 209
	15-1815 P. 199	15-1815 P. 201	15-1815 P. 201		15-1815 P. 206	15-1815 P. 206	15-1815 P. 206	15-1815 P. 206	
1127 P. 197	1127 P. 198	1127 P. 201	1127 P. 201	1127 P. 204	1127 P. 205	1127 P. 205	1127 P. 205	1127 P. 205	1127 P. 208
	1830-DH P. 200		1830-NH P. 203		1830-PHS P. 208	1830-PHM P. 208	1830-PHL P. 208	1830-PHX P. 208	
	1820-DH P. 200		1820-NH P. 203		1820-PHS P. 208	1820-PHM P. 208	1820-PHL P. 208	1820-PHX P. 208	
	15-1810 P. 198	15-1810 P. 201	15-1810 P. 201		15-1810 P. 206	15-1810 P. 206	15-1810 P. 206	15-1810 P. 206	
1520-MM P. 197	1520-DH P. 199	1520-NL P. 202		1520-NS P. 204	1520-PHS P. 207	1520-PHM P. 207	1520-PHL P. 207	1520-PHX P. 207	1520-PC P. 209
1510-MM P. 197	1510-DH P. 199 1510-DH3 P. 199	1510-NL P. 202 1510-NL3 P. 202	1510-NH P. 202 1510-NH3 P. 202	1510-NS P. 204	1510-PH P. 206 1510-PH3 P. 207	1510-PH P. 206 1510-PH3 P. 207	1510-PH P. 206 1510-PH3 P. 207	1510-PH P. 206 1510-PH3 P. 207	1510-PC P. 209
	15-1805 P. 198	15-1805 P. 201	15-1805 P. 201		15-1805 P. 206	15-1805 P. 206	15-1805 P. 206	15-1805 P. 206	

The weight capacity varies according to each vehicle's capabilities.
Please consult your vehicle's manual for weight capacity.

LADDER RACKS



BOX TRUCK, STEP VAN
& TRAILER



Box Truck, Step Van & Trailer
Access Pro, Inside Ladder Carrier

Aluminum

1050-FS	10+, 14+	Standard	96" L	—	9 lbs	—	1 hr



CHEVROLET
EXPRESS



Chevrolet Express
Access Pro, Inside Ladder Carrier

Aluminum

1050-FS	135", 155"	Standard	96" L	—	9 lbs	—	1 hr



Chevrolet Express
Ladder rack accessory

Aluminum

1127	135", 155"	Standard	23" W	—	18 lbs	—	0.5 hr



LADDER RACKS



Chevrolet Express

Cargo rack

Aluminum

1505-GS	135", 155"	Standard	68" W	480 lbs	29.2 lbs	—	0.8 hr



Chevrolet Express

Standard ladder rack

Aluminum

1510-FS3	135", 155"	Standard	68" W	600 lbs	29 lbs	—	1.3 hrs



Chevrolet Express

Cargo rack

Aluminum

1505-GS3	135", 155"	Standard	68" W	720 lbs	35 lbs	—	1.2 hrs



Chevrolet Express

Single clamp ladder rack

Aluminum

1520-FS	135", 155"	Standard	68" W	400 lbs	28 lbs	32 ft	1.2 hrs



Chevrolet Express

Standard ladder rack

Aluminum

1510-FS	135", 155"	Standard	68" W	400 lbs	21 lbs	—	0.9 hr



Chevrolet Express

Combination ladder rack

Aluminum

1525-FS	135", 155"	Standard	68" W	400 lbs	63 lbs	32 ft	1.7 hrs

LADDER RACKS



Chevrolet Express
Combination ladder rack

Aluminum

							
1525-FS3	135", 155"	Standard	68" W	600 lbs	57 lbs	32 ft	2.1 hrs



Chevrolet Express
Double clamp ladder rack

Aluminum

							
1530-FS	135", 155"	Standard	68" W	400 lbs	54 lbs	32 ft	1.7 hrs



Chevrolet Express
Double clamp ladder rack

Aluminum

							
1530-FS3	135", 155"	Standard	68" W	600 lbs	58 lbs	32 ft	2.1 hrs










FORD
TRANSIT



Ford Transit
Access Pro, Inside Ladder Carrier

Aluminum

							
1050-FS	130", 148", 148" Ext	Low, Medium, High	96" L	—	9 lbs	—	1 hr



Ford Transit
Ladder rack accessory

Aluminum

						
1127	130", 148", 148" Ext	Low, Medium, High	23" W	—	18 lbs	—
						0.5 hr

LADDER RACKS




Ford Transit

Third bar crossbow kit for Max Rack

Aluminum

15-1805	130", 148", 148" Ext	Low, Medium, High	72" W	200 lbs	10 lbs	—	0.5 hr



Ford Transit

Passenger Side Retrofit kit for Max Rack

Aluminum

15-1810	130", 148", 148" Ext	Low, Medium, High	—	—	57 lbs	—	1.6 hrs



Ford Transit

Driver Side Retrofit kit for Max Rack

Aluminum

15-1815	130", 148", 148" Ext	Low, Medium, High	—	—	57 lbs	—	1.6 hrs



Ford Transit

Cargo rack

Aluminum

1505-FTR	130"	Low, Medium	72" W	480 lbs	18 lbs	—	0.8 hr
1505-FTL	148", 148" Ext	Low, Medium, High	72" W	480 lbs	18 lbs	—	0.8 hr



Ford Transit

Cargo rack

Aluminum

1505-FTR3	130"	Low, Medium	72" W	720 lbs	27 lbs	—	1.2 hrs
1505-FTL3	148", 148" Ext	Low, Medium, High	72" W	720 lbs	27 lbs	—	1.3 hrs



Ford Transit

Standard ladder rack

Aluminum

1510-FTR	130"	Low, Medium	72" W	400 lbs	21 lbs	—	0.8 hr
1510-FTL	148", 148" Ext	Low, Medium, High	72" W	400 lbs	21 lbs	—	0.8 hr

LADDER RACKS



Ford Transit

Standard ladder rack

Aluminum

1510-FTR3	130"	Low, Medium	72" W	—	60 lbs	—	1.2 hrs
1510-FTL3	148", 148" Ext	Low, Medium, High	72" W	—	52 lbs	—	1.2 hrs



Ford Transit

Single clamp ladder rack

Aluminum

1520-FTR	130"	Low, Medium	72" W	400 lbs	34 lbs	32 ft	1.2 hrs
1520-FTL	148", 148" Ext	Low, Medium, High	72" W	400 lbs	34 lbs	32 ft	1.2 hrs



Ford Transit

Combination ladder rack

Aluminum

1525-FTR	130"	Low, Medium	72" W	400 lbs	70 lbs	32 ft	1.7 hrs
1525-FTL	148", 148" Ext	Low, Medium, High	72" W	400 lbs	70 lbs	32 ft	1.7 hrs



Ford Transit

Combination ladder rack

Aluminum

1525-FTR3	130"	Low, Medium	72" W	600 lbs	57 lbs	32 ft	2.1 hrs
1525-FTL3	148", 148" Ext	Low, Medium, High	72" W	600 lbs	57 lbs	32 ft	2.1 hrs



Ford Transit

Double clamp ladder rack

Aluminum

1530-FTR	130"	Low, Medium	72" W	400 lbs	50 lbs	32 ft	1.7 hrs
1530-FTL	148", 148" Ext	Low, Medium, High	72" W	400 lbs	50 lbs	32 ft	1.7 hrs



Ford Transit

Double clamp ladder rack

Aluminum

1530-FTR3	130"	Low, Medium	72" W	600 lbs	58 lbs	32 ft	2.1 hrs
1530-FTL3	148", 148" Ext	Low, Medium, High	72" W	600 lbs	58 lbs	32 ft	2.1 hrs



Ford Transit

Max Rack, Single side ladder rack

Aluminum

1820-FTR	130"	Low, Medium	72" W	100 lbs	82 lbs	24 ft	3.2 hrs
1820-FTL	148", 148" Ext	Low, Medium, High	72" W	100 lbs	82 lbs	32 ft	3.2 hrs



Ford Transit

Max Rack, Double side ladder rack

Aluminum

1830-FTR	130"	Low, Medium	72" W	200 lbs	139 lbs	24 ft	4.4 hrs
1830-FTL	148", 148" Ext	Low, Medium, High	72" W	200 lbs	139 lbs	32 ft	4.4 hrs

**AERODYNAMIC
DESIGN WITH
MINIMAL WIND
NOISE**

FORD TRANSIT CONNECT



Ford Transit Connect

Ladder rack accessory

Aluminum

1127	105", 120.5"	Standard	23" W	—	18 lbs	—	0.5 hr



Ford Transit Connect

Cargo rack

Aluminum

1505-TC	105", 120.5"	Standard	60" W	480 lbs	18 lbs	—	0.8 hr



LADDER RACKS



Ford Transit Connect
Standard ladder rack

Aluminum

1510-TC	105", 120.5"	Standard	60" W	400 lbs	18 lbs	—	0.9 hr



Ford Transit Connect
Combination ladder rack

Aluminum

1525-TCX	105", 120.5"	Standard	60" W	400 lbs	52 lbs	28 ft	1.7 hrs



Ford Transit Connect
Single clamp ladder rack

Aluminum

1520-TC	105", 120.5"	Standard	60" W	400 lbs	28 lbs	24 ft	1.2 hrs



Ford Transit Connect
Double clamp ladder rack

Aluminum

1530-TC	105", 120.5"	Standard	60" W	400 lbs	36 lbs	24 ft	1.7 hrs



Ford Transit
Combination ladder rack

Aluminum

1525-TC	105", 120.5"	Standard	60" W	400 lbs	47 lbs	24 ft	1.7 hrs



Ford Transit Connect
Double clamp ladder rack

Aluminum

1530-TCX	105", 120.5"	Standard	60" W	400 lbs	36 lbs	28 ft	1.7 hrs

LADDER RACKS



GMC
SAVANA



GMC Savana
Access Pro, Inside Ladder Carrier

Aluminum

1050-FS	135", 155"	Standard	96" L	—	9 lbs	—	1 hr



GMC Savana
Ladder rack accessory

Aluminum

1127	135", 155"	Standard	23" W	—	18 lbs	—	0.5 hr



GMC Savana
Cargo rack

Aluminum

1505-GS	135", 155"	Standard	68" W	480 lbs	25 lbs	—	0.8 hr



GMC Savana
Cargo rack

Aluminum

1505-GS3	135", 155"	Standard	68" W	720 lbs	35 lbs	—	1.2 hrs



GMC Savana
Standard ladder rack

Aluminum

1510-FS	135", 155"	Standard	68" W	400 lbs	21 lbs	—	0.9 hr

LADDER RACKS



GMC Savana
Standard ladder rack

Aluminum							
1510-FS3	135", 155"	Standard	68" W	600 lbs	35 lbs	—	1.3 hrs



GMC Savana
Combination ladder rack

Aluminum							
1525-FS3	135", 155"	Standard	68" W	600 lbs	57 lbs	32 ft	2.1 hrs



GMC Savana
Single clamp ladder rack

Aluminum							
1520-FS	135", 155"	Standard	68" W	400 lbs	28 lbs	32 ft	1.2 hrs



GMC Savana
Double clamp ladder rack

Aluminum							
1530-FS	135", 155"	Standard	68" W	400 lbs	54 lbs	32 ft	1.7 hrs



GMC Savana
Combination ladder rack

Aluminum							
1525-FS	135", 155"	Standard	68" W	400 lbs	63 lbs	32 ft	1.7 hrs



GMC Savana
Double clamp ladder rack

Aluminum							
1530-FS3	135", 155"	Standard	68" W	600 lbs	58 lbs	32 ft	2.1 hrs

LADDER RACKS



MERCEDES-BENZ
METRIS



Mercedes-Benz Metris
Ladder rack accessory

Aluminum							
1127	126", 135"	Standard	23" W	—	18 lbs	—	0.5 hr



Mercedes-Benz Metris
Cargo rack

Aluminum							
1505-MM	126", 135"	Standard	64" W	480 lbs	33 lbs	—	0.8 hr



Mercedes-Benz Metris
Standard ladder rack

Aluminum							
1510-MM	126", 135"	Standard	64" W	400 lbs	33 lbs	—	0.9 hr



Mercedes-Benz Metris
Single clamp ladder rack

Aluminum							
1520-MM	126", 135"	Standard	64" W	400 lbs	43 lbs	28 ft	1.2 hrs



Mercedes-Benz Metris
Combination ladder rack

Aluminum							
1525-MM	126", 135"	Standard	64" W	400 lbs	64 lbs	28 ft	1.7 hrs

LADDER RACKS



Mercedes-Benz Metris
Double clamp ladder rack

Aluminum							
1530-MM	126", 135"	Standard	64" W	400 lbs	56 lbs	28 ft	1.7 hrs



Mercedes-Benz Sprinter
Ladder rack accessory

Aluminum							
1127	144", 170", 170" Ext	Low, High	23" W	—	18 lbs	—	0.5 hr



MERCEDES-BENZ
SPRINTER



Mercedes-Benz Sprinter
Third bar crossbow kit for Max Rack

Aluminum							
15-1805	144", 170", 170" Ext	Low, High	72" W	200 lbs	10 lbs	—	0.5 hr

LADDER RACKS



Mercedes-Benz Sprinter
Access Pro, Inside Ladder Carrier

Aluminum							
1050-FS	144", 170", 170" Ext	Low, High	96" L	—	9 lbs	—	1 hr



Mercedes-Benz Sprinter
Passenger Side Retrofit kit for Max Rack

Aluminum							
15-1810	144", 170", 170" Ext	Low, High	—	—	57 lbs	—	1.6 hrs



Mercedes-Benz Sprinter

Driver Side Retrofit kit for Max Rack

Aluminum

15-1815	144", 170", 170" Ext	Low, High	—	—	57 lbs	—	1.6 hrs



Mercedes-Benz Sprinter

Cargo rack

Aluminum

1505-DH	144", 170", 170" Ext	High	68" W	480 lbs	20 lbs	—	0.8 hr



Mercedes-Benz Sprinter

Cargo rack

Aluminum

1505-DH3	144", 170", 170" Ext	High	68" W	720 lbs	53.4 lbs	—	1.2 hrs



Mercedes-Benz Sprinter

Standard ladder rack

Aluminum

1510-DH	144", 170", 170" Ext	High	68" W	400 lbs	21 lbs	—	0.9 hr



Mercedes-Benz Sprinter

Standard ladder rack

Aluminum

1510-DH3	144", 170", 170" Ext	High	68" W	600 lbs	30 lbs	—	1.3 hrs



Mercedes-Benz Sprinter

Single clamp ladder rack

Aluminum

1520-DH	144", 170", 170" Ext	High	68" W	400 lbs	30 lbs	32 ft	1.2 hrs

LEGEND

Wheelbase Roof Height Dimensions Weight Capacity Weight Estimated Install Time

LADDER RACKS



Mercedes-Benz Sprinter
Combination ladder rack

Aluminum							
1525-DH	144", 170", 170" Ext	High	68" W	400 lbs	48 lbs	32 ft	1.7 hrs



Mercedes-Benz Sprinter
Combination ladder rack

Aluminum							
1525-DH3	144", 170", 170" Ext	High	68" W	600 lbs	57 lbs	32 ft	2.1 hrs



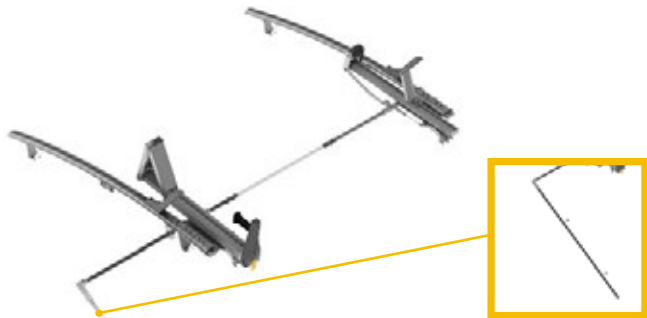
Mercedes-Benz Sprinter
Double clamp ladder rack

Aluminum							
1530-DH	144", 170", 170" Ext	High	68" W	400 lbs	49 lbs	32 ft	1.7 hrs




Mercedes-Benz Sprinter
Double clamp ladder rack

Aluminum							
1530-DH3	144", 170", 170" Ext	High	68" W	600 lbs	58 lbs	32 ft	2.1 hrs



Mercedes-Benz Sprinter
Max Rack, Single clamp ladder rack

Aluminum							
1820-DH	144", 170", 170" Ext	High	72" W	—	82 lbs	32 ft	3.2 hrs



Mercedes-Benz Sprinter
Max Rack, Double side ladder rack

Aluminum							
1830-DH	144", 170", 170" Ext	High	72" W	—	139 lbs	32 ft	4.4 hrs



NISSAN
NV



Nissan NV

Access Pro, Inside Ladder Carrier

Aluminum

1050-FS	146"	Low, High	96" L	—	9 lbs	—	1 hr



Nissan NV

Ladder rack accessory

Aluminum

1127	146"	Low, High	23" W	—	18 lbs	—	0.5 hr




Nissan NV

Third bar crossbow kit for Max Rack

Aluminum

15-1805	146"	Low, High	72" W	200 lbs	10 lbs	—	0.5 hr



Nissan NV

Passenger Side Retrofit kit for Max Rack

Aluminum

15-1810	146"	Low, High	—	—	57 lbs	—	1.6 hrs



Nissan NV

Driver Side Retrofit kit for Max Rack

Aluminum

15-1815	146"	Low, High	—	—	57 lbs	—	1.6 hrs

LADDER RACKS



Nissan NV
Cargo rack

Aluminum

1505-NL	146"	Low	72" W	480 lbs	33 lbs	—	0.8 hr
1505-NH	146"	High	72" W	480 lbs	28 lbs	—	0.8 hr



Nissan NV
Cargo rack

Aluminum

1505-NL3	146"	Low	72" W	720 lbs	43 lbs	—	1.22 hrs
1505-NH3	146"	High	72" W	720 lbs	37 lbs	—	1.22 hrs



Nissan NV
Standard ladder rack

Aluminum

1510-NL	146"	Low	72" W	400 lbs	33 lbs	—	0.9 hr
1510-NH	146"	High	72" W	400 lbs	28 lbs	—	0.9 hr



Nissan NV
Standard ladder rack

Aluminum

1510-NL3	146"	Low	72" W	600 lbs	43 lbs	—	1.3 hrs
1510-NH3	146"	High	72" W	600 lbs	39 lbs	—	1.3 hrs



Nissan NV
Single clamp ladder rack

Aluminum

1520-NL	146"	Low	72" W	400 lbs	42 lbs	32 ft	1.2 hrs



Nissan NV
Combination ladder rack

Aluminum

1525-NL	146"	Low	72" W	400 lbs	61 lbs	32 ft	1.7 hrs



Nissan NV

Combination ladder rack

Aluminum

1525-NL3	146"	Low	72" W	600 lbs	71 lbs	32 ft	2.1 hrs



Nissan NV

Double clamp ladder rack

Aluminum

1530-NL	146"	Low	72" W	400 lbs	53 lbs	32 ft	1.7 hrs



Nissan NV

Double clamp ladder rack

Aluminum

1530-NL3	146"	Low	72" W	600 lbs	63 lbs	32 ft	2.1 hrs




Nissan NV

Max Rack, Single side ladder rack

Aluminum

1820-NH	146"	High	72" W	—	82 lbs	24 ft	3.2 hrs



Nissan NV


Max Rack, Double side ladder rack

Aluminum

1830-NH	146"	High	72" W	—	139 lbs	24 ft	4.4 hrs

RANGER DESIGN MAX RACK

Ranger Design ladder rack make loading and unloading ladders an easy operation



LADDER RACKS



NISSAN
NV200



Nissan NV200
Ladder rack accessory

Aluminum

1127	115"	Standard	23" W	—	18 lbs	—	0.5 hr



Nissan NV200
Cargo rack

Aluminum

1505-NS	115"	Standard	54" W	480 lbs	23 lbs	—	0.8 hr



Nissan NV200
Standard ladder rack

Aluminum

1510-NS	115"	Standard	54" W	400 lbs	24 lbs	—	0.9 hr



Nissan NV200
Single clamp ladder rack

Aluminum

1520-NS	115"	Standard	54" W	400 lbs	32 lbs	24 ft	1.2 hrs



Nissan NV200
Combination ladder rack

Aluminum

1525-NS	115"	Standard	54" W	400 lbs	61 lbs	24 ft	1.7 hrs

LADDER RACKS



Nissan NV200
Combination ladder rack

Aluminum							
1525-NSX	115"	Standard	54" W	450 lbs	52 lbs	28 ft	2.1 hrs



Nissan NV200
Double clamp ladder rack

Aluminum							
1530-NS	115"	Standard	54" W	400 lbs	40 lbs	24 ft	1.7 hrs



Nissan NV200
Double clamp ladder rack

Aluminum							
1530-NSX	115"	Standard	54" W	450 lbs	54 lbs	28 ft	2 hrs



RAM
PROMASTER



Ram ProMaster
Access Pro, Inside Ladder Carrier

Aluminum							
1050-FS	118", 136", 159", 159" Ext	Standard, High	96" L	—	9 lbs	—	1 hr



Ram ProMaster
Ladder rack accessory


Aluminum							
1127	118", 136", 159", 159" Ext	Standard	23" W	—	18 lbs	—	0.5 hr

LADDER RACKS



Ram ProMaster
Third bar crossbow kit for Max Rack

Aluminum							
15-1805	118", 136", 159", 159" Ext	Standard, High	72" W	200 lbs	10 lbs	—	0.5 hr



Ram ProMaster
Passenger Side Retrofit kit for Max Rack

Aluminum							
15-1810	118", 136", 159", 159" Ext	Standard, High	—	—	57 lbs	—	1.6 hrs



Ram ProMaster
Driver Side Retrofit kit for Max Rack

Aluminum							
15-1815	118", 136", 159", 159" Ext	Standard, High	—	—	57 lbs	—	1.6 hrs



Ram ProMaster
Cargo rack

Aluminum							
1505-PH	118", 136", 159", 159" Ext	Standard, High	72" W	480 lbs	18 lbs	—	0.8 hr



Ram ProMaster
Cargo rack

Aluminum							
1505-PH3	118", 136", 159", 159" Ext	Standard, High	72" W	720 lbs	42 lbs	—	1.2 hrs



Ram ProMaster
Standard ladder rack

Aluminum							
1510-PH	118", 136", 159", 159" Ext	Standard, High	72" W	400 lbs	25 lbs	—	0.9 hr

LADDER RACKS



Ram ProMaster
Standard ladder rack

Aluminum

1510-PH3	118", 136", 159", 159" Ext	Standard, High	72" W	—	27 lbs	—	1.2 hrs



Ram ProMaster
Single clamp ladder rack

Aluminum

1520-PHS	118"	Standard	72" W	400 lbs	46 lbs	28 ft	1.2 hrs
1520-PHM	136"	Standard, High	72" W	400 lbs	48 lbs	32 ft	1.2 hrs
1520-PHL	159"	High	72" W	400 lbs	43 lbs	32 ft	1.2 hrs
1520-PHX	159" Ext	High	72" W	400 lbs	43 lbs	32 ft	1.2 hrs



Ram ProMaster
Combination ladder rack

Aluminum

1525-PHS	118"	Standard	72" W	400 lbs	69 lbs	28 ft	1.7 hrs
1525-PHM	136"	Standard, High	72" W	400 lbs	70 lbs	32 ft	1.7 hrs
1525-PHL	159"	High	72" W	400 lbs	66 lbs	32 ft	1.7 hrs
1525-PHX	159" Ext	High	72" W	400 lbs	66 lbs	32 ft	1.7 hrs



Ram ProMaster
Combination ladder rack

Aluminum

1525-PHS3	118"	Standard	72" W	600 lbs	84 lbs	28 ft	2.1 hrs
1525-PHM3	136"	Standard, High	72" W	600 lbs	85 lbs	32 ft	2.1 hrs
1525-PHL3	159"	High	72" W	600 lbs	81 lbs	32 ft	2.1 hrs
1525-PHX3	159" Ext	High	72" W	600 lbs	81 lbs	32 ft	2.1 hrs



Ram ProMaster
Double clamp ladder rack

Aluminum

1530-PHS	118"	Standard	72" W	400 lbs	60 lbs	28 ft	1.7 hrs
1530-PHM	136"	Standard, High	72" W	400 lbs	61 lbs	32 ft	1.7 hrs
1530-PHL	159"	High	72" W	400 lbs	57 lbs	32 ft	1.7 hrs
1530-PHX	159" Ext	High	72" W	400 lbs	57 lbs	32 ft	1.7 hrs



Ram ProMaster
Double clamp ladder rack

Aluminum

1530-PHS3	118"	Standard	72" W	600 lbs	45 lbs	28 ft	2.1 hrs
1530-PHM3	136"	Standard, High	72" W	600 lbs	45 lbs	32 ft	2.1 hrs
1530-PHL3	159"	High	72" W	600 lbs	45 lbs	32 ft	2.1 hrs
1530-PHX3	159" Ext	High	72" W	600 lbs	45 lbs	32 ft	2.1 hrs

LADDER RACKS



Ram ProMaster
Max Rack, Single side ladder rack

Aluminum							
1820-PHS	118"	Standard	72" W	100 lbs	86 lbs	28 ft	3.2 hrs
1820-PHM	136"	Standard, High	72" W	100 lbs	89 lbs	32 ft	3.2 hrs
1820-PHL	159"	High	72" W	100 lbs	90 lbs	32 ft	3.2 hrs
1820-PHX	159" Ext	High	72" W	100 lbs	94 lbs	32 ft	3.2 hrs



Ram ProMaster
Max Rack, Double side ladder rack

Aluminum							
1830-PHS	118"	Standard	72" W	200 lbs	139 lbs	28 ft	4.4 hrs
1830-PHM	136"	Standard, High	72" W	200 lbs	141 lbs	32 ft	4.4 hrs
1830-PHL	159"	High	72" W	200 lbs	143 lbs	32 ft	4.4 hrs
1830-PHX	159" Ext	High	72" W	200 lbs	147 lbs	32 ft	4.4 hrs

RANGER DESIGN MAX RACK



RAM PROMASTER CITY



Ram ProMaster City
Ladder rack accessory

Aluminum							
1127	122"	Standard	23" W	—	18 lbs	—	0.5 hr



Ram ProMaster City
Cargo rack

Aluminum							
1505-PC	122"	Standard	60" W	480 lbs	28 lbs	—	0.8 hr

LADDER RACKS



Ram ProMaster City
Standard ladder rack

Aluminum							
1510-PC	122"	Standard	60" W	400 lbs	28.3 lbs	—	0.9 hr



Ram ProMaster City
Combination ladder rack

Aluminum							
1525-PCX	122"	Standard	60" W	450 lbs	68.9 lbs	28 ft	2.1 hrs



Ram ProMaster City
Single clamp ladder rack

Aluminum							
1520-PC	122"	Standard	60" W	400 lbs	39.5 lbs	24 ft	1.2 hrs



Ram ProMaster City
Double clamp ladder rack

Aluminum							
1530-PC	122"	Standard	60" W	400 lbs	52.1 lbs	24 ft	1.7 hrs



Ram ProMaster City
Combination ladder rack

Aluminum							
1525-PC	122"	Standard	60" W	400 lbs	64.5 lbs	24 ft	1.7 hrs



Ram ProMaster City
Double clamp ladder rack

Aluminum							
1530-PCX	122"	Standard	60" W	450 lbs	61.3 lbs	28 ft	2 hrs



MAX RACK

DESIGNED FOR HIGH ROOF VANS

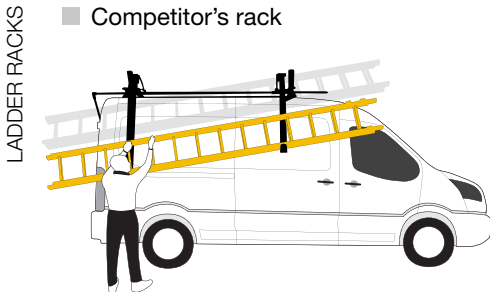
RANGERTM
DESIGN

SAFE & EASY TO USE

50" OF TRAVEL

The Max Rack drops lower in one movement than any other rack in the industry.

- Max Rack
- Competitor's rack



- Two pressurized gas shocks support the weight of the ladder, assist in lifting and lowering the ladder and also hold it in the closed position.
- Max Rack is adjustable to fit most ladders.

LOW PROFILE

There is less chances of the Max Rack hitting low hanging objects.



- Ladders only touch composite materials, reducing ladder wear.
- Comes down in one single motion.

EXTREME WEATHER PROOF

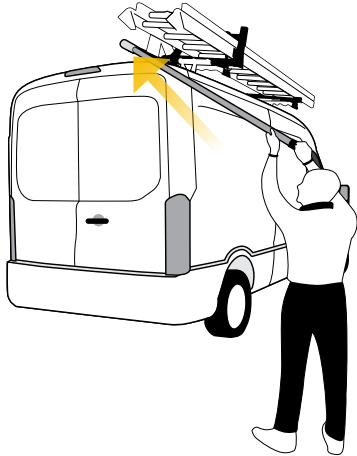
The Max Rack was put through extreme weather testing.



CYCLE TESTING

The Max Rack completed over 4300 cycles, which represents approximately 15 years of normal use.

MAX RACK IS FAST AND EASY TO OPERATE



1

STEP ONE

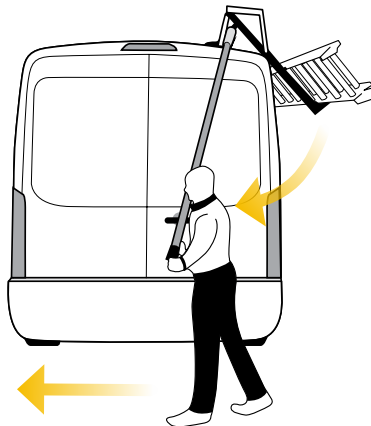
With both hands, insert the control arm into the Max Rack.



2

STEP TWO

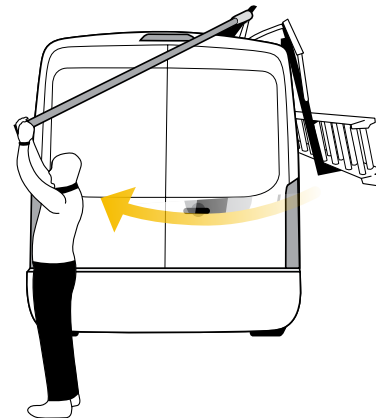
Pull the control arm down towards you.



3

STEP THREE

Turn around. Push the control arm forward.



4

STEP FOUR

Continue to push the control arm until the Max Rack has finished its descent.

The lowest single stage ladder rack on the market

RACK CAPACITY



STEP LADDERS 8' AND 10'

Fits all Max Racks
Must have the third bar crossbow on the Max Rack



The Max Rack can carry extension ladders for the standard and high roof vans, with a third bar option #15-1805.

Please see each vehicle specific description for height.

The weight capacity per single Max Rack is 100lbs.

CARGO+

MAKE THE BEST USE OF ALL OF THE SPACE YOU HAVE AVAILABLE ON YOUR VEHICLE!

Introducing the **Cargo+**, the answer to your equipment transportation needs.

- › Manufactured from anodized aluminum alloy
- › Aerodynamic crossbars reduce wind noise & drag
- › Supplied complete with a full width stainless steel roller
- › Anti-rattle connectors & aerodynamic end caps
- › Quick & easy assembly, no drilling
- › 20 G Crash tested (withstands 20 times the force of gravity)

The **Cargo+** is constructed from highly robust aluminum alloy and advanced polymer based composites. These materials make the roof rack incredibly lightweight – up to 25% lighter than yet as strong as a steel equivalent – corrosion resistant and durable. This contemporary design enhances the appearance of any commercial vehicle.

ENHANCES THE APPEARANCE OF YOUR VEHICLE

The **Cargo+** is the perfect tool for transporting ladders, building materials, pipes and scaffolding.

The **Cargo+** cross bars have been specifically designed to reduce wind noise and drag. The Rear Roller as part of the package of the **Cargo+** is not just a great looking addition to your vehicle, it is also an extra helping hand at the end of a busy day.









COMING FEBRUARY 2019

CARGO+ FEATURES AND BENEFITS

The Rear Roller is constructed from tough and hard wearing stainless steel and attaches easily to the roof rack using our “Anti-Rattle” composite connectors.

The **Cargo+** features T-Track technology which enables quick and easy drill free install.



Aluminum							
							
1506-FTR	FORD TRANSIT	130"	Low	331 lbs	92.5 lbs	11 ft	0.75 hr
1506-FTL	FORD TRANSIT	148"	Low	331 lbs	99 lbs	11 ft	0.75 hr
1506-TC	FORD TRANSIT CONNECT	120"	Standard	165 lbs	57 lbs	9 ft	0.6 hr
1506-DS	SPRINTER	144"	Low	331 lbs	93 lbs	11 ft	0.75 hr
1506-MM	METRIS	126"	Standard	331 lbs	75 lbs	11 ft	0.75 hr
1506-PHS	PROMASTER	136"	Standard	331 lbs	97 lbs	10 ft	0.75 hr
1506-PC	PROMASTER CITY	122"	Standard	220 lbs	60 lbs	9 ft	0.6 hr



COMING MARCH 2019

INDEX

1050-FS 188	1505-TC 193	1525-FS3 196	1530-TCX 194	3068-DH 42
1050-FS 190	1506-DS 213	1525-FTL 192	1820-DH 200	3068-DL 43
1050-FS 195	1506-FTL 213	1525-FTL3 192	1820-FTL 193	3068-FTH 34
1050-FS 198	1506-FTR 213	1525-FTR 192	1820-FTR 193	3068-FTM 34
1050-FS 201	1506-MM 213	1525-FTR3 192	1820-NH 203	3068-RP 48
1050-FS 205	1506-PC 213	1525-MM 197	1820-PHL 208	3310-PC 49
1127 188	1506-PHM 213	1525-NL 202	1820-PHM 208	3320-FTL 35
1127 190	1506-PHS 213	1525-NL3 203	1820-PHS 208	3320-MM 40
1127 193	1506-TC 213	1525-NS 204	1820-PHX 208	3320-PC 49
1127 195	1510-DH 199	1525-NSX 205	1830-DH 200	3320-TC 38
1127 197	1510-DH3 199	1525-PC 209	1830-FTL 193	5010 167
1127 198	1510-FS 189	1525-PCX 209	1830-FTR 193	5011 167
1127 201	1510-FS 195	1525-PHL 207	1830-NH 203	5014 167
1127 204	1510-FS3 189	1525-PHL3 207	1830-PHL 208	5020 172
1127 205	1510-FS3 196	1525-PHM 207	1830-PHM 208	5021 173
1127 208	1510-FTL 191	1525-PHM3 207	1830-PHS 208	5025 173
1130 179	1510-FTL3 192	1525-PHS 207	1830-PHX 208	5026 173
15-1805 191	1510-FTR 191	1525-PHS3 207	3010-DH 41	5028 173
15-1805 198	1510-FTR3 192	1525-PHX 207	3010-DL 41	5029 173
15-1805 201	1510-MM 197	1525-PHX3 207	3010-FTH 33	5032-0 164
15-1805 206	1510-NH 202	1525-TC 194	3010-FTL 33	5032-1 164
15-1810 191	1510-NH3 202	1525-TCX 194	3010-FTM 34	5032-2 164
15-1810 198	1510-NL 202	1530-DH 200	3010-GS 32	5032-3 164
15-1810 201	1510-NL3 202	1530-DH3 200	3010-GS 39	5032-A 164
15-1810 206	1510-NS 204	1530-FS 190	3010-NH 44	5032-F 164
15-1815 191	1510-PC 209	1530-FS 196	3010-NL 44	5037-0 165
15-1815 199	1510-PH 206	1530-FS3 190	3010-NS 46	5037-1 165
15-1815 201	1510-PH3 207	1530-FS3 196	3010-PC 48	5037-2 165
15-1815 206	1510-TC 194	1530-FTL 192	3010-RP 47	5037-3 165
1505-DH 199	1520-DH 199	1530-FTL3 192	3010-TC 37	5037-A 166
1505-DH3 199	1520-FS 189	1530-FTR 192	3015-DH 41	5037-F 166
1505-FTL 191	1520-FS 196	1530-FTR3 192	3020-DH 41	5040 166
1505-FTL3 191	1520-FTL 192	1530-MM 198	3020-DL 42	5041 166
1505-FTR 191	1520-FTR 192	1530-NL 203	3020-FTH 34	5044 166
1505-FTR3 191	1520-MM 197	1530-NL3 203	3020-FTL 34	5045 166
1505-GS 189	1520-NL 202	1530-NS 205	3020-FTM 34	5047 167
1505-GS 195	1520-NS 204	1530-NSX 205	3020-GS 32	5048 167
1505-GS3 189	1520-PC 209	1530-PC 209	3020-GS 39	5049 168
1505-GS3 195	1520-PHL 207	1530-PCX 209	3020-NH 45	5050 168
1505-MM 197	1520-PHM 207	1530-PHL 207	3020-NL 45	5051 168
1505-NH 202	1520-PHS 207	1530-PHL3 207	3020-NS 46	5052 168
1505-NH3 202	1520-PHX 207	1530-PHM 207	3020-PC 49	5053 169
1505-NL 202	1520-TC 194	1530-PHM3 207	3020-RP 47	5057 169
1505-NL3 202	1525-DH 200	1530-PHS 207	3020-TC 37	5058 167
1505-NS 204	1525-DH3 200	1530-PHS3 207	3025-DH 42	5060-5 169
1505-PC 208	1525-FS 189	1530-PHX 207	3060-DH 42	5060-6 169
1505-PH 206	1525-FS 196	1530-PHX3 207	3060-DL 42	5060-8 169
1505-PH3 206	1525-FS3 190	1530-TC 194	3064-DH 42	5065-8 169

5066-8.....170	6096.....182	6540-GSR24	84-7063.....157	C20-GS39
5067-6.....170	6097.....182	6540-GSR25	8436-2.....155	C20-NH45
5068-3.....170	6098.....182	6540-GSX24	8448-2.....155	C20-NL45
5069-2.....170	6106.....182	6540-GSX25	8448-3.....156	C20-X.....48
5070.....171	6107.....182	6540-NS26	8458-2.....155	C24-DH43
5072.....171	6111.....183	6540-NV.....26	8458-3.....156	C24-DL43
5078.....171	6117.....183	6540-PC26	8472-2.....155	C24-FTH36
5079.....172	6118.....183	6540-PL.....26	8472-3.....156	C24-FTL.....36
5082.....172	6119.....183	6540-PM26	8548-2.....156	C24-FTM36
5083.....172	6120.....183	6540-PS.....26	8558-2.....156	C24-GS33
5086.....172	6121.....183	6540-PX.....26	8572-2.....156	C24-GS40
6001.....178	6122.....183	6550-DS177	8636-2.....156	C24-NH45
6002.....178	6123.....183	6550-FT177	8658-2.....156	C24-NL45
6003.....178	6124.....183	6550-RP.....177	BTL-10.....52	C24-X.....48
6006.....178	6126.....183	7111.....161	BTL-11.....53	C30-DH43
6007.....178	6134.....183	7115.....161	BTL-12.....54	C30-DL44
6008.....178	6135.....183	7119.....161	BTL-16.....56	C30-FTH37
6010.....178	62-U1110...176	7120.....161	BTL-19.....57	C30-FTL.....37
6020.....178	62-U1112...176	7124.....181	BTL-27.....58	C30-FTM37
6030.....178	62-U1114...176	7207.....159	BTS-10.....52	C30-GS33
6035.....178	62-U1212...176	7208.....159	BTS-11.....53	C30-GS40
6040.....178	62-UDR10 ...153	7209.....159	BTS-12.....54	C30-NH46
6041.....178	62-UDR10 ...176	7210.....159	BTS-16.....56	C30-NL46
6049.....179	62-UDR12 ...153	7211.....159	BTS-19.....57	C30-X.....48
6050.....179	62-UDR12 ...176	7247.....160	BTS-27.....58	CNL-10119
6052.....179	62-UDR14 ...153	7248.....160	C10-E.....38	CNL-11120
6054.....179	62-UDR14 ...176	77-U1036...153	C10-FTL.....35	CNL-12121
6057.....179	62-UDR16 ...153	77-U1048...153	C10-H32	CNL-16123
6061.....181	62-UDR16 ...176	77-U1060...153	C10-H39	CNL-19124
6063.....182	62-UDR18 ...153	8330-2.....155	C10-MM.....40	CNL-27125
6066.....182	62-UDR18 ...176	8348-2.....155	C10-PC49	CNR-10119
6067.....182	6250.....180	84-1830.....155	C10-W47	CNR-11120
6068.....182	6250-19.....180	84-1836.....155	C12-E.....38	CNR-12121
6069.....182	6251.....180	84-1848.....155	C12-FTL.....35	CNR-16123
6070.....179	6252.....180	84-1858.....155	C12-H32	CNR-19124
6072.....179	6253.....180	84-1872.....155	C12-H39	CNR-27125
6073.....179	6254.....180	84-2130.....155	C12-PC49	DHL-10103
6075.....181	6255.....180	84-2136.....155	C12-W47	DHL-11104
6078.....181	6256.....180	84-2148.....155	C13-E.....38	DHL-12106
6079.....181	6257.....180	84-2158.....155	C13-MM.....41	DHL-16107
6082.....181	6257-19....180	84-2172.....155	C13-PC49	DHL-19109
6086.....179	6258.....180	84-3033.....157	C13-W47	DHL-27110
6088.....179	6540-DR25	84-3039.....157	C20-DH43	DHS-10101
6090.....181	6540-FCL....25	84-3051.....157	C20-DL43	DHS-11104
6091.....181	6540-FCS25	84-3061.....157	C20-FTH36	DHS-12105
6092-42....181	6540-FTL....24	84-3075.....157	C20-FTL.....36	DHS-16107
6093.....181	6540-FTS....24	84-7045.....157	C20-FTM36	DHS-19108
6095.....182	6540-FTX....24	84-7051.....157	C20-GS32	DHS-27110

INDEX

DLS-10.....	101	GSR-16.....	63	N5-RS60-4...	148	S2-RS48-2...	150
DLS-11.....	103	GSR-16.....	91	N5-RS72-4...	148	S2-RS60-2...	150
DLS-12.....	105	GSR-19.....	64	N5-RS84-4...	148	S3-RA36-3...	151
DLS-16.....	106	GSR-19.....	92	N5-RS96-4...	148	S3-RA48-3...	151
DLS-19.....	108	GSR-27.....	65	NVH-10.....	112	S3-RA60-3...	151
DLS-27.....	109	GSR-27.....	93	NVH-11.....	114	S3-RS36-3...	151
FTH-10.....	67	J48-X.....	160	NVH-12.....	115	S3-RS48-3...	151
FTH-11.....	70	K48-X.....	160	NVH-16.....	116	S3-RS60-3...	151
FTH-12.....	72	MML-10.....	94	NVH-19.....	117	T4-RA36-3...	152
FTH-16.....	74	MML-11.....	95	NVH-27.....	118	T4-RA60-3...	152
FTH-19.....	76	MML-12.....	96	NVL-10.....	112	T4-RS36-3...	152
FTH-27.....	79	MML-16.....	97	NVL-11.....	114	T4-RS60-3...	152
FTL-10.....	66	MML-19.....	98	NVL-12.....	115	TCL-10.....	80
FTL-11.....	68	MML-27.....	100	NVL-16.....	116	TCL-11.....	81
FTL-12.....	71	MMR-10.....	94	NVL-19.....	117	TCL-12.....	82
FTL-16.....	73	MMR-11.....	95	NVL-27.....	118	TCL-16.....	83
FTL-19.....	75	MMR-12.....	96	P4-RA36-3...	149	TCL-19.....	84
FTL-27.....	77	MMR-16.....	97	P4-RA60-3...	149	TCL-27.....	86
FTM-10.....	67	MMR-19.....	98	P4-RS36-3...	149	TCS-10.....	80
FTM-11.....	70	MMR-27.....	100	P4-RS60-3...	149	TCS-11.....	81
FTM-12.....	72	N4-RA12-3...	161	PMC-10.....	133	TCS-12.....	82
FTM-16.....	74	N4-RA36-3...	146	PMC-11.....	134	TCS-16.....	83
FTM-19.....	76	N4-RA48-3...	146	PMC-12.....	135	TCS-19.....	84
FTM-27.....	79	N4-RA60-3...	146	PMC-16.....	137	TCS-27.....	86
FTR-10.....	66	N4-RA72-3...	146	PMC-19.....	138	X02-A.....	173
FTR-11.....	68	N4-RA84-3...	146	PMC-27.....	139	X50-B.....	170
FTR-12.....	71	N4-RA96-3...	146	PMD-10.....	133	X50-C.....	170
FTR-16.....	73	N4-RS36-3...	146	PMD-11.....	134	X51-F.....	171
FTR-19.....	75	N4-RS48-3...	146	PMD-12.....	135	Y30-C.....	179
FTR-27.....	77	N4-RS60-3...	146	PMD-16.....	137	Y31-A.....	182
GSL-10.....	59	N4-RS72-3...	146	PMD-19.....	138		
GSL-10.....	87	N4-RS84-3...	146	PMD-27.....	139		
GSL-11.....	60	N4-RS96-3...	146	RPL-10.....	126		
GSL-11.....	88	N5-DS36-4...	147	RPL-11.....	127		
GSL-12.....	62	N5-DS48-4...	147	RPL-12.....	128		
GSL-12.....	90	N5-DS60-4...	147	RPL-16.....	130		
GSL-16.....	63	N5-DS72-4...	147	RPL-19.....	131		
GSL-16.....	91	N5-DS84-4...	147	RPL-27.....	132		
GSL-19.....	64	N5-DS96-4...	147	RPS-10.....	126		
GSL-19.....	92	N5-RA12-4...	161	RPS-11.....	127		
GSL-27.....	65	N5-RA36-4...	148	RPS-12.....	128		
GSL-27.....	93	N5-RA48-4...	148	RPS-16.....	130		
GSR-10.....	59	N5-RA60-4...	148	RPS-19.....	131		
GSR-10.....	87	N5-RA72-4...	148	RPS-27.....	132		
GSR-11.....	60	N5-RA84-4...	148	S2-RA36-2...	150		
GSR-11.....	88	N5-RA96-4...	148	S2-RA48-2...	150		
GSR-12.....	62	N5-RS36-4...	148	S2-RA60-2...	150		
GSR-12.....	90	N5-RS48-4...	148	S2-RS36-2...	150		

TAKE A FEW MINUTES TO WRITE DOWN THESE SIMPLE STEPS

Plan your storage zones

For how long do you plan to use the vehicle? ☐ A year ☐ 2–5 years ☐ 10 years or more (see page 4)

Will payload capacity be an issue? ☐ Yes ☐ No Why? _____

What type of industry are you in? _____

What kind of partition do I need? (F zone)

Do I need to see my cargo or see out the side doors? ☐ Yes ☐ No

Do I need the ability to go from the cabin to the cargo area through the partition? ☐ Yes ☐ No

List the equipment/products you will need to store

Place the items that you need most often in the most accessible locations.

	How often will you use this?			Zone
	Daily	Weekly	Monthly	A-B-C-D-E
_____	<input type="checkbox"/>	<input type="checkbox"/>	<input type="checkbox"/>	_____
_____	<input type="checkbox"/>	<input type="checkbox"/>	<input type="checkbox"/>	_____
_____	<input type="checkbox"/>	<input type="checkbox"/>	<input type="checkbox"/>	_____
_____	<input type="checkbox"/>	<input type="checkbox"/>	<input type="checkbox"/>	_____
_____	<input type="checkbox"/>	<input type="checkbox"/>	<input type="checkbox"/>	_____

Will I need to carry larger objects ☐ Yes ☐ No

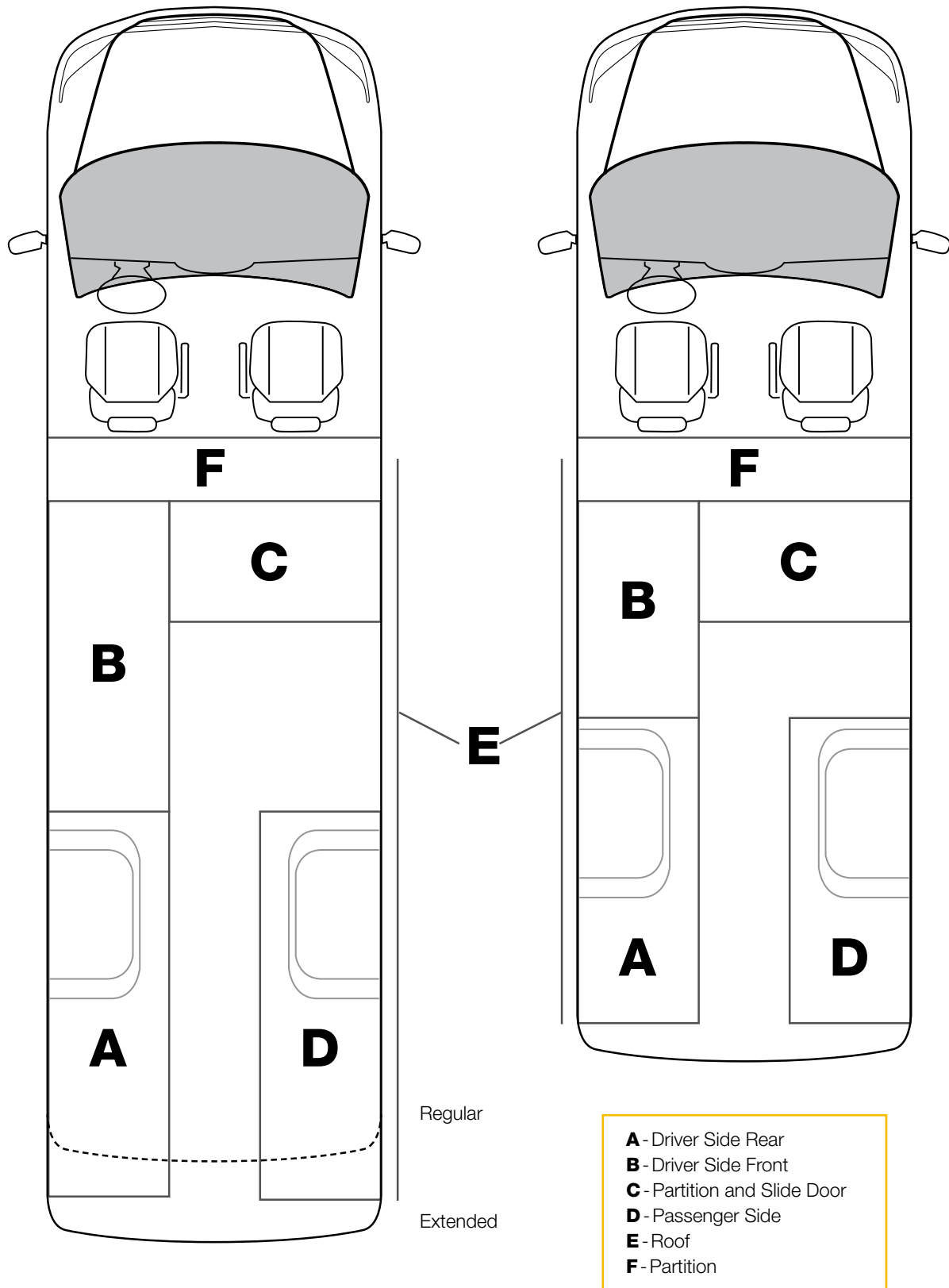
List the tools you will need to carry

Place heavy tools closest to the access doors.

	How often will you use this?			Zone
	Daily	Weekly	Monthly	A-B-C-D-E
_____	<input type="checkbox"/>	<input type="checkbox"/>	<input type="checkbox"/>	_____
_____	<input type="checkbox"/>	<input type="checkbox"/>	<input type="checkbox"/>	_____
_____	<input type="checkbox"/>	<input type="checkbox"/>	<input type="checkbox"/>	_____
_____	<input type="checkbox"/>	<input type="checkbox"/>	<input type="checkbox"/>	_____
_____	<input type="checkbox"/>	<input type="checkbox"/>	<input type="checkbox"/>	_____
_____	<input type="checkbox"/>	<input type="checkbox"/>	<input type="checkbox"/>	_____

What kind of ladder(s) will I be carrying? Step ladder Size _____ Extension ladders Size _____

STORAGE ZONES





THE PERFECT FIT
FOR YOUR
TOUGHEST JOBS

**MAXIMIZE CARGO CAPACITY
& VEHICLE PERFORMANCE
WITH CONTRACTOR GRADE,
ORGANIZED STORAGE SYSTEMS**

When you want the perfect upfit solution for your work vehicle, turn to Ranger Design. Crash-tested for toughness, Ranger Design's shelving and upfits will take whatever abuse you can dish out. Their unsurpassed craftsmanship, combined with ideal fit and finish, provide a quiet ride with no rattles.



RANGERTM
DESIGN

CUSTOMER SERVICE

cs@rangerdesign.com

1-800-565-5321

rangerdesign.com

