



— NO BODY BETTER —

MM245 VELOCITY PACKAGE

MASTER MECHANIC™ SERIES CRANE BODY



** Unit shown with optional equipment*

MM245 VELOCITY PACKAGE STANDARD FEATURES:

- 60" tall first & second compartments on CS or CS/RS
- Master Mechanic™ Series 5-drawer units in first & second RS compartments
- Bolt bin in RS horizontal compartment
- Welder's supply drawer in CS first compartment
- O/A bracket in CS second compartment
- Workbench storage bumper w/ integrated 2" receiver hitch & D-ring safety hooks
- LED strip lighting in compartments



A product of the USA




BODY SPECIFICATIONS

- Reading Master Mechanic™ Series MM245 heavy-duty crane body package. Crane compartment with reinforcement rated for a 45,000 ft.lb. crane.
- 84” cab-to-axle, 131” length, total width is 96”, cargo width is 52”.
- Compartment heights: 60” tall first & second road & curb side compartments , 46” heights on remaining road & curb side compartments. Roadside low configuration has 46” on all RS compartments.
- 1/8” treadplate overlay on front of compartments and top of body
- Flush mount doors with internal hidden hinges
- Compression handles with 3-point roller-rod system and locking cylinders that are hidden by closed handle¹
- Redi-Safe non-skid application on cargo floor, top and backs of compartments, workbench bumper and front of body (lower portion only)
- Six integrated tie-downs in floor of cargo area
- LED strip lighting in compartments²
- 4 LED exterior work lights with 360 degree rotation on head and base
- Workbench storage bumper with 2” receiver hitch and D-ring safety hooks
- Outriggers - Manual in/out, hydraulic up/down



KEY FEATURES



DRAWER UNITS
Heavy-duty drawers built on 500lb. slides with individually locking handles.



LED STRIP LIGHTING
LED lighting illuminates entire area of compartments giving user maximum visibility.²

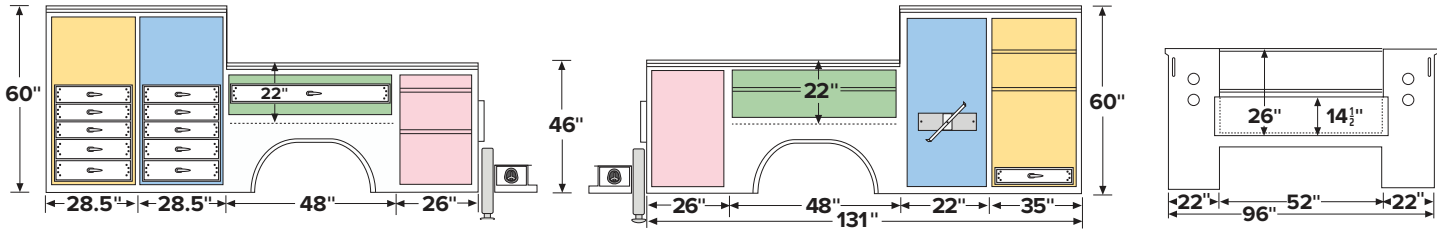


MANUAL/HYDRAULIC OUTRIGGERS
Manual in/out (roller-bearing assisted), hydraulic up/down outriggers.

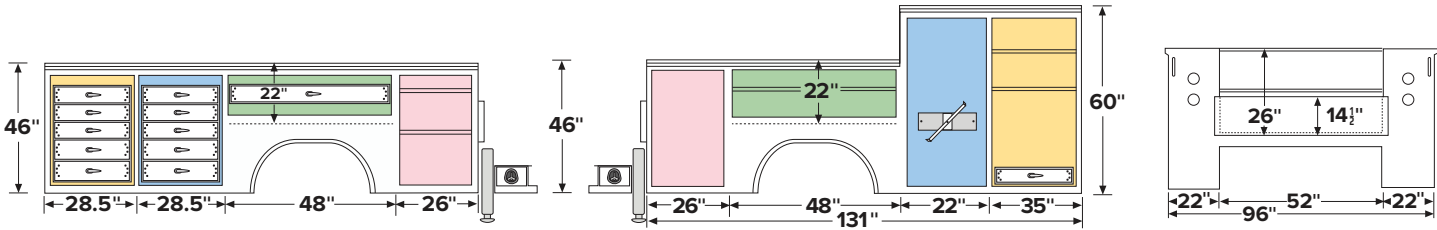
BODY DATA / CLEAR DOOR OPENING DIMENSIONS

Model	Approx. Wt.	Cab-to-Axle	Approx. Clear Door Openings - H x W			
MM245	4263 lbs.	84"	(RS) 53-3/8" x 22-3/4"	(RS) 53-3/8" x 22-3/4"	(RS) 14-1/2" x 40-1/4"	(RS) 37-1/2" x 19-1/4"
			(CS) 53-3/8" x 26-1/4"	(CS) 53-3/8" x 19-1/4"	(CS) 14-1/2" x 40-1/4"	(CS) 37-1/2" x 19-1/4"
			(RSL) 37-1/2" x 22-3/4"	(RSL) 37-1/2" x 22-3/4"	(RSL) 14-1/2" x 40-1/4"	(RSL) 37-1/2" x 19-1/4"

Standard Configuration



Roadside Low Configuration



COMPARTMENT DRAWERS & SHELVING

- **Curb-side Compartments:** Two fully adjustable shelves and welder’s supply drawer in front compartment. O/A bracket in second compartment. One fully adjustable shelf in horizontal compartment. Rear compartment open for crane controls and reinforcement.
- **Road-side Compartments:** One Master Mechanic™ Series 5-drawer unit in both first & second compartments. Bolt bin in horizontal compartment, including full width top shelf assembly. Two fully adjustable shelves in rear compartment.

UPGRADE OPTIONS

- **Cranes:**
 - **PSC6025H:** 6,000 lbs. (38,500 ft. lbs.), 25 ft. reach, hydraulic boom extension crane
 - **PSC4329H:** 8,000 lbs. (43,000 ft. lbs.), 29 ft. reach, hydraulic boom extension crane
- **Welders:** Miller Bobcat³
- **Accessories:** Air hose reels with filter-regulator installed in road-side rear compartment³

RECOMMENDED COMPRESSOR PAIRINGS

MM245 VELOCITY PACKAGE COMPRESSOR PAIRINGS			
13hp Gas	MM40 - Reciprocating	MM45 - Rotary Screw	MM85 - Rotary Screw
○	●	●	○

● = Recommended ○ = Optional

1 Storage bumper, when equipped, utilizes single-point locking.
2 Lighting is deleted in compartment(s) with factory installed O/A brackets.
WARNING: Do not store flammable materials in compartment(s) that have lighting or switches installed, or are unvented.
3 Requires factory installation.



— NO BODY BETTER —

CORPORATE HEADQUARTERS:

825 E. Wyomissing Blvd.
Reading, PA 19611

READINGBODY.COM

Sold and Serviced Locally by



© 2019 Reading Truck Group. All rights reserved.

Version Number RTG19-MMSVP-245

All dimensions subject to plus or minus tolerance of 1/4" and all dimensions and specifications are subject to change without notice. Some items displayed in photographs are optional. Aluma-Fill, Aluma-Chock, Dual-Pro, Extend-A-Shelf, Grip-'n-Glide, Latch-Matic, Marauder, Reading, Redi-Dek, Rhino Linings, Rugged American, S.M.A.R.T Racks, Spacemaker, Tool-Mates, and TUFF STUFF are registered trademarks of The Reading Group, LLC in the United States and some foreign countries.