

EC600 SERIES

ELECTRIC BOOM LIFTS

JLG
reachingout™

Performance

Platform Height		
EC600SJP/H600SJP	60 ft 4 in.	18.39 m
Horizontal Outreach		
EC600SJP/H600SJP	44 ft 5 in.	13.54 m
Swing	400° Non-Continuous	
Platform Capacity	500 lb	227 kg
Platform Rotator	180° Hydraulic	
Weight ¹		
EC600SJP/H600SJP	17210 lb	7807 kg
Max. Ground Bearing Pressure ²		
EC600SJP/H600SJP	51 psi	3.6 kg/cm ²
Drive Speed	3.0 mph	4.8 km/h
Gradeability 2WD	30%	
Gradeability 4WD	45%	
Turning Radius		
Inside	4 ft	1.22 m
Outside	15 ft 4 in.	4.67 m

1. Certain options or country standards increase weight.

2. Ground bearing pressure applies to standard tires.

Standard Specifications

Power Source

Electrical System	48V DC	
Batteries	8 x 6V, 415 amp-hr	
Drive Motors	Dual Electric Traction	
Generator Set (H Models)		
Diesel Engine		
Kubota 45 amp	6.7 hp	4.99 kW
Fuel Tank Capacity	13 gal	49.21 L

Hydraulic System

• Capacity	48 gal	181.7 L
• Motor/pump	Series Wound Motor/Gear Pump	

Tires

• Standard	36 x 14-22.5 Non-Marking Foam Filled
------------	--------------------------------------

Standard Features

- 6 ft (1.83 m) Articulating Jib
- 6 ft (1.83 m) Vertical and Lateral
- Articulating Jib (EC/H600SJP Only)
- Platform Console Machine Status
- Light Panel*
- 110V-AC GFI Receptacle in the Platform
- Tilt Light and Alarm
- Hourmeter
- Battery Condition Indicator
- Lifting/Tie Down Lugs
- 400 Degree Non-Continuous Rotation
- Removable Battery Box
- Oscillating Axle
- Manual Descent
- Automatic Traction Control (ATC)
- SCR Automatic Battery Charger
- All Motion Alarm
- Platform 30 x 72" (.76 x 1.83 m) Side Entry
- Telematics-Ready Harness
- SkyGuard SkyLine™
- Load Sensing System



Accessories & Options

- SkySense™
- 30 x 48 in. (0.76 x 1.22 m) Platform
- Soft Touch System (EC/H600SJP only)
- Platform Padding (30 x 72 in. Platform)
- 1200W Inverter
- Operators Tool Tray
- Inward Self-Closing Swing Gate
- Hostile Environment Kit³
- UL® EE Rating⁴
- Tow Package⁵
- Light Package⁶
- Cold Weather Package, Diesel⁷
- Platform Worklights
- Flashing Amber Beacon
- AGM Batteries, 390 amp-hr

3. Includes console cover, boom wipers and cylinder bellows.

4. Not available on multi-powered models.

5. 2WD only.

6. Includes head and tail lights, platform worklights and beacon.

7. Includes hydraulic tank heater, battery heater, and heated pad for block.

*Provides indicator lights at platform control console for system distress, low fuel, 5 degree tilt light and footswitch status.

Note: Some options may increase lead time, and some option combinations may not be available.

EC600 SERIES

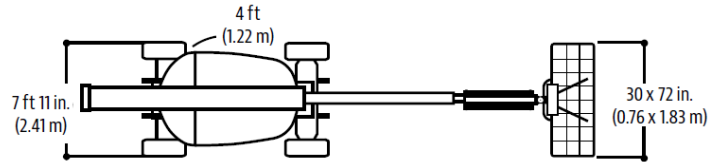
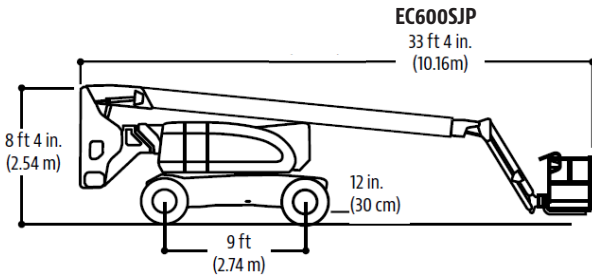
ELECTRIC BOOM LIFTS



Dimensions

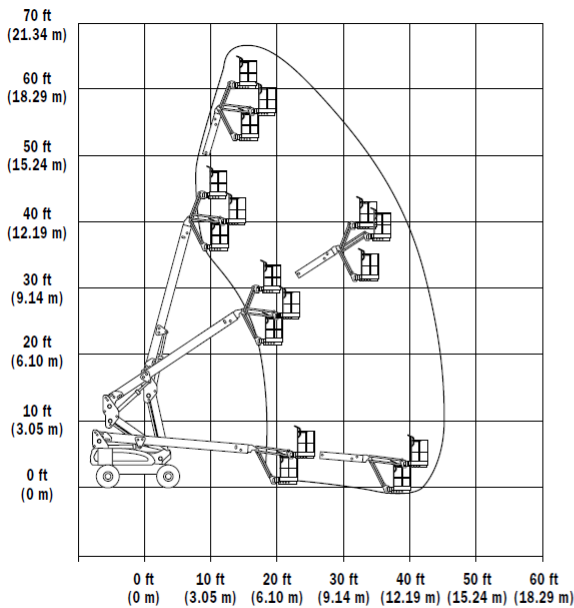
All dimensions are approximate.

EC/H600SJP

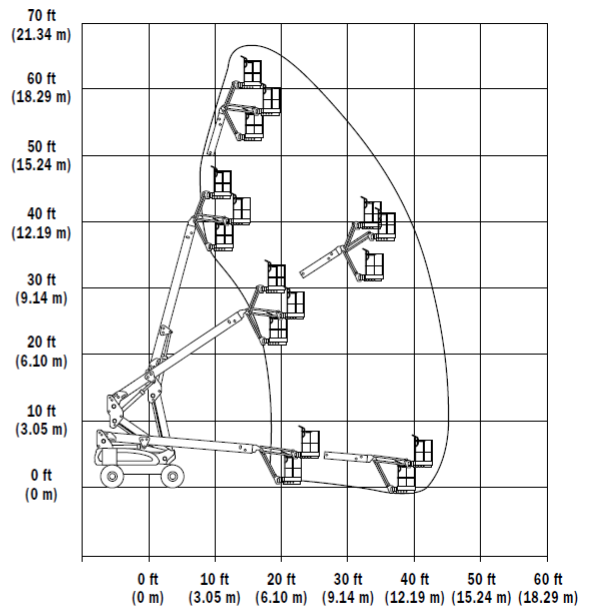


Reach Diagrams

EC600SJ



EC600SJP



The JLG "1 & 5" Warranty

We provide coverage for one (1) full year, and cover all specified major structural components for five (5) years. Due to continuous product improvements, we reserve the right to make specification and/or equipment changes without prior notification. This machine meets or exceeds applicable ANSI and CSA requirements based on machine configuration as originally manufactured for intended applications. Please reference the serial number plate on the machine for additional information.

Part No.: 3131116
R1219_A92.20
Printed in USA



JLG Industries, Inc.
1 JLG Drive
McCconnellsburg, PA 17233-9533
Telephone 717-485-5161
Toll-free in US 877-JLG-LIFT
Fax 717-485-6417
www.jlg.com

An Oshkosh Corporation Company