

E600 SERIES

ELECTRIC BOOM LIFTS



Performance

Platform Height		
E600J/M600J	60 ft 3 in.	18.36 m
E600JP/M600JP	60 ft 4 in.	18.39 m
Horizontal Outreach		
E600J/M600J	43 ft 3 in.	13.18 m
E600JP/M600JP	44 ft 5 in.	13.54 m
Swing	400° Non-Continuous	
Platform Capacity	500 lb	227 kg
Platform Rotator	180° Hydraulic	
Weight ¹		
E600J/M600J	15,200 lb	6,894 kg
E600JP/M600JP	15,750 lb	7,144 kg
Max. Ground Bearing Pressure		
E600J/M600J	52 psi	3.7 kg/cm ²
E600JP/M600JP	51 psi	3.6 kg/cm ²
Drive Speed	3.0 mph	4.8 km/h
Gradeability 2WD	30%	
Gradeability 4WD	45%	
Turning Radius		
Inside	4 ft	1.22 m
Outside	15 ft 4 in.	4.67 m

1. Certain options or country standards increase weight.

2. Ground bearing pressure applies to standard tires.

Standard Specifications

Power Source

Electrical System	48V DC	
Batteries	8 x 6V, 415 amp-hr	
Drive Motors	Dual Electric Traction	
Generator Set (M Models)		
Diesel Engine		
Kubota 45 amp	6.7 hp	4.99 kW
Fuel Tank Capacity	13 gal	49.21 L

Hydraulic System

• Capacity	48 gal	181.7 L
• Motor/pump	Series Wound Motor/Gear Pump	

Tires

• Standard	36 x 14-22.5 Non-Marking Pneumatic
• Optional	Foam-Filled



Standard Features

- 6 ft (1.83 m) Articulating Jib
- 6 ft (1.83 m) Vertical and Lateral Articulating Jib (E/M600JP Only)
- Platform Console Machine Status Light Panel*
- 110V-AC GFI Receptacle in the Platform
- Tilt Light and Alarm
- Hourmeter
- Battery Condition Indicator
- Lifting/Tie Down Lugs
- 400 Degree Non-Continuous Rotation
- Removable Battery Box
- Oscillating Axle
- Manual Descent
- Automatic Traction Control (ATC)
- SCR Automatic Battery Charger
- All Motion Alarm
- Platform 30 x 72" (76 x 1.83 m) Side Entry
- Telematics-Ready Harness
- SkyGuard®

*Provides indicator lights at platform control console for system distress, low fuel, 5 degree tilt light and foot switch status.

Accessories & Options

- 30 x 48 in. (0.76 x 1.22 m) Platform
- Mesh to Top Rail Bolt-on Aluminum
- Soft Touch System (E/M600J only)
- Platform Padding (30 x 72 in. Platform)
- 1/2 in. Airline to Platform
- Foam-Filled Tires
- 1200W Inverter
- Operators Tool Tray
- Inward Self-Closing Swing Gate
- Hostile Environment Kit³
- UL® EE Rating⁴
- Tow Package⁵
- Light Package⁶
- Cold Weather Package, Diesel⁷
- Platform Worklights
- Flashing Amber Beacon
- AGM Batteries, 390 amp-hr

3. Includes console cover, boom wipers and cylinder bellows.

4. Not available on multi-powered models.

5. 2WD only.

6. Includes head and tail lights, and platform worklights.

7. Includes hydraulic tank heater, battery heater, and heated pad for block.

Note: Some options may increase lead time, and some option combinations may not be available.

E600 SERIES

ELECTRIC BOOM LIFTS

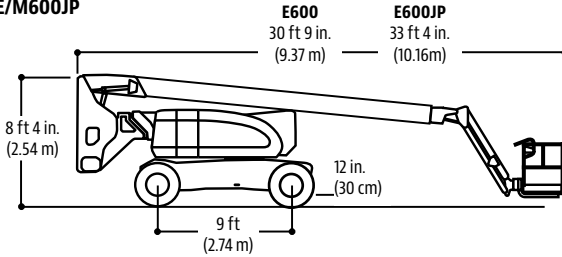


Dimensions

All dimensions are approximate.

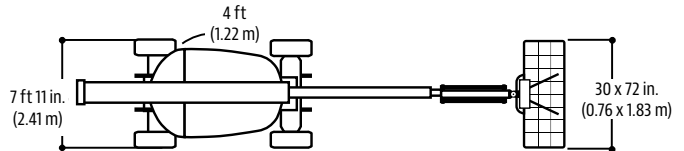
E/M600J

E/M600JP



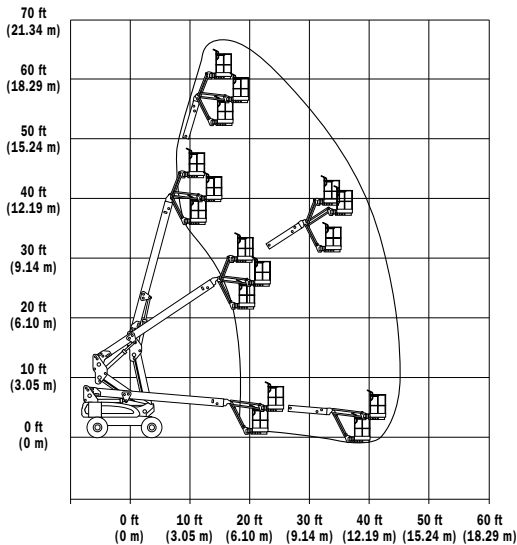
E/M600J

E/M600JP

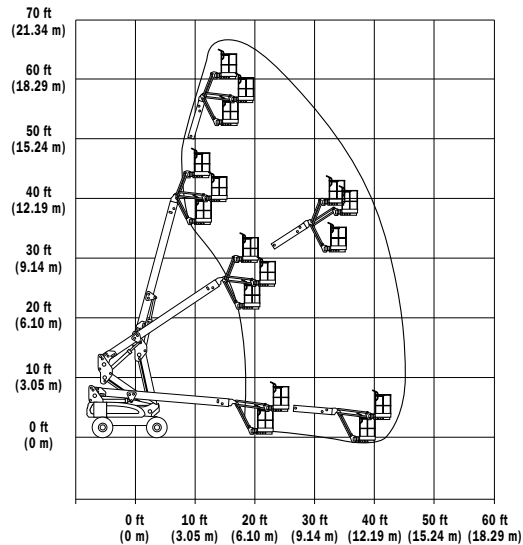


Reach Diagrams

E600J



E600JP



The JLG "1 & 5" Warranty

We provide coverage for one (1) full year, and cover all specified major structural components for five (5) years. Due to continuous product improvements, we reserve the right to make specification and/or equipment changes without prior notification. This machine meets or exceeds applicable ANSI and CSA requirements based on machine configuration as originally manufactured for intended applications. Please reference the serial number plate on the machine for additional information.

Part No.: 3131116
R091806
Printed in USA



JLG Industries, Inc.
1 JLG Drive
McConnellsburg, PA 17233-9533
Telephone 717-485-5161
Toll-free in US 877-JLG-LIFT
Fax 717-485-6417
www.jlg.com

An Oshkosh Corporation Company