




RIVER'S EDGE APARTMENTS

53 & 57 Riverview Drive
Chatham, ON

UNIT F 1003 sq ft

The floor plan illustrated here uses finishes from our exclusive **Palette One** collection, and include:



CABINETRY:
FLAT PANEL



COUNTERS:
QUARTZ



FLOORING:
LUXURY
VINYL PLANK

Palette One finishes are on
levels 1 & 3.



All suite measurements are preliminary based on current building concept and unit configurations and are subject to change.
riversedgeapartments.ca




RIVER'S EDGE APARTMENTS

53 & 57 Riverview Drive
Chatham, ON


UNIT F

1003 sq ft

This suite is also available with finishes from our **Palette Two** collection, and include:



CABINETS:
FLAT PANEL



COUNTERS:
QUARTZ

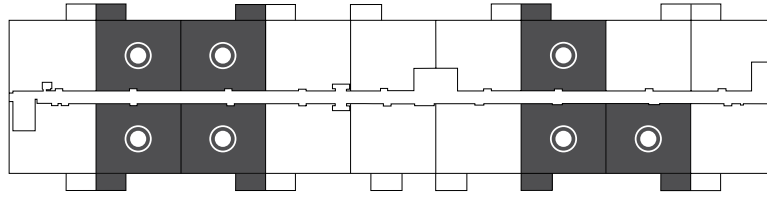


FLOORING:
LUXURY
VINYL PLANK

Palette Two finishes are on
levels 2 & 4.

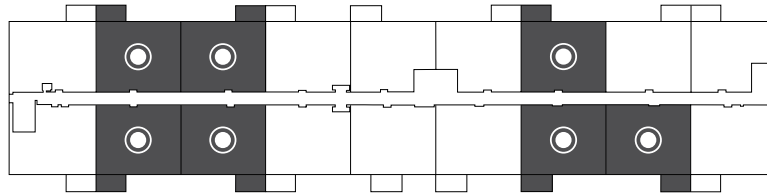
First Floor

Suites 102, 106, 107, 110, 111, 114 & 115



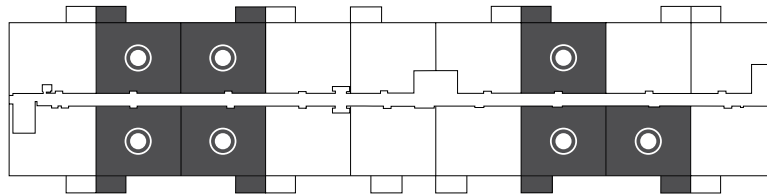
Second Floor

Suites 202, 206, 207, 211, 212, 215 & 216



Third Floor

Suites 302, 306, 307, 311, 312, 315 & 316



Fourth Floor

Suites 402, 406, 407, 411, 412, 415 & 416

