




# RIVER'S EDGE APARTMENTS

53 & 57 Riverview Drive  
Chatham, ON

## TILBURY

927 sq ft

The floor plan illustrated here uses finishes from our exclusive **Palette One** collection, and include:



**CABINETRY:**  
FLAT PANEL



**COUNTERS:**  
QUARTZ



**FLOORING:**  
LUXURY  
VINYL PLANK

Palette One finishes are on  
levels 1 & 3.



All suite measurements are preliminary based on current building concept and unit configurations and are subject to change.  
[riversedgeapartments.ca](http://riversedgeapartments.ca)



# RIVER'S EDGE APARTMENTS

53 & 57 Riverview Drive  
Chatham, ON


## TILBURY

**927** sq ft

This suite is also available with finishes from our **Palette Two** collection, and include:



**CABINETS:**  
FLAT PANEL



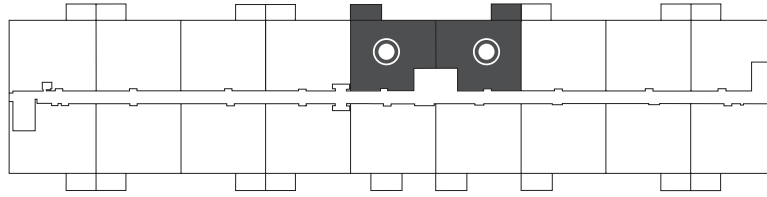
**COUNTERS:**  
QUARTZ



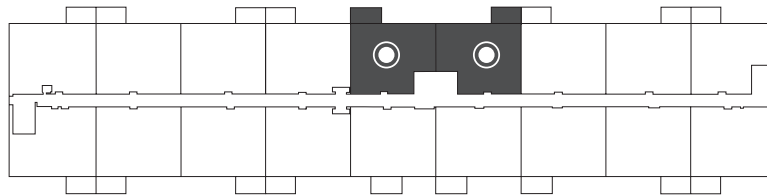
**FLOORING:**  
LUXURY  
VINYL PLANK

Palette Two finishes are on  
levels 2 & 4.

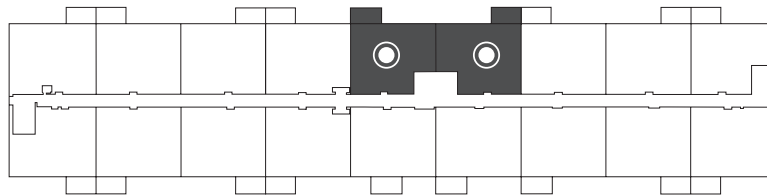
**First Floor**  
Suites 101 & 117



**Second Floor**  
Suites 201 & 218



**Third Floor**  
Suites 301 & 318



**Fourth Floor**  
Suites 401 & 418

