




RIVER'S EDGE APARTMENTS

53 & 57 Riverview Drive
Chatham, ON

UNIT C 982-992 sq ft

The floor plan illustrated here
uses finishes from our exclusive
Palette One collection, and
include:



CABINETS:
FLAT PANEL



COUNTERS:
QUARTZ



FLOORING:
LUXURY
VINYL PLANK

Palette One finishes are on
levels 1 & 3.



All suite measurements are preliminary based on current building
concept and unit configurations and are subject to change.
riversedgeapartments.ca




RIVER'S EDGE APARTMENTS

53 & 57 Riverview Drive
Chatham, ON


UNIT C

982-992 sq ft

This suite is also available with finishes from our **Palette Two** collection, and include:



CABINETS:
FLAT PANEL



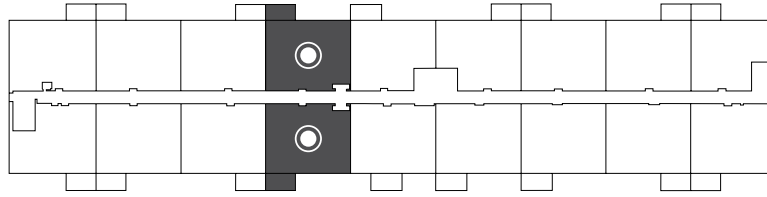
COUNTERS:
QUARTZ



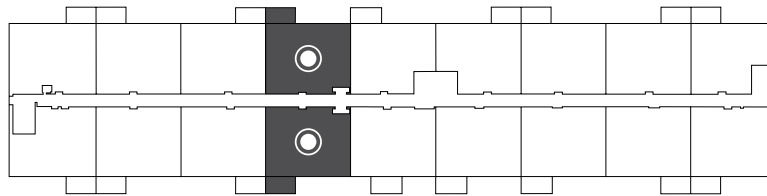
FLOORING:
LUXURY
VINYL PLANK

Palette Two finishes are on
levels 2 & 4.

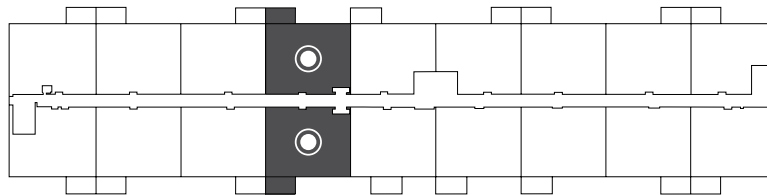
First Floor
Suites 109 & 116



Second Floor
Suites 210 & 217



Third Floor
Suites 310 & 317



Fourth Floor
Suites 410 & 417

