



TWAMLEY MANOR


APARTMENTS

1000 Twamley St. W., Listowel, ON


NEWRY

710 sq ft


The floor plan illustrated here uses finishes from our exclusive **Palette One** collection, and include:



CABINETS:
WOOD GRAIN
LAMINATE



COUNTERS:
QUARTZ



FLOORING:
LUXURY
VINYL PLANK

Palette One finishes are in
Suites 109 & 111.

LIVING ROOM:
11'6" x 11'4.5"

KITCHEN:
11'6" x 7'11.5"

LAUNDRY:
5'7" x 5'4.5"

BEDROOM:
11'6" x 13'



All suite measurements are preliminary based on current building concept and unit configurations and are subject to change.
www.twamleymanor.ca



TWAMLEY MANOR

APARTMENTS

1000 Twamley St. W., Listowel, ON

NEWRY

710 sq ft


This suite is also available with finishes from our **Palette Two** collection, and include:



CABINETS:
SHAKER
WHITE



COUNTERS:
QUARTZ



FLOORING:
LUXURY
VINYL PLANK

Palette Two finishes are in
Suite 105.

First Floor

Suites 105, 109 & 111

