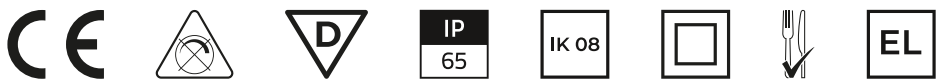




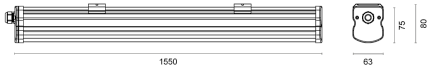
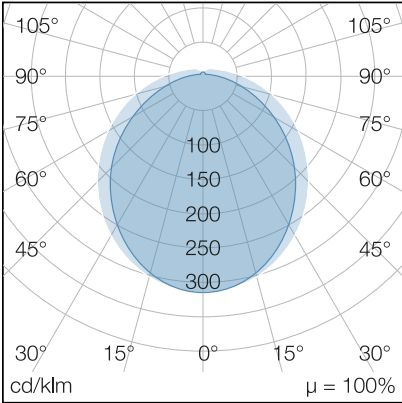
Art.Nr.: 151540500006
EAN: 4260374012825

DeLUX SPLASH 1500



LIGHT DISTRIBUTION CURVE

TECHNICAL DRAWING



LIGHT INFORMATION

beam angle	120°
color temperature	4.000 K
color tolerance	< 5 SDCM
color rendering index	> 80

PROPERTIES

through-wiring	3 x 1,5 mm ²
connection	Terminal: 3-pole max. 2,5 mm ²
power factor	> 0.95
module per circuit breaker B10A	58
module per circuit breaker B16A	92
module per circuit breaker C10A	58
module per circuit breaker C16A	92
switching cycles	> 200.000
voltage range AC	220 – 240 V AC, 50/60 Hz
voltage range DC	176-280 V DC

ORDER OVERVIEW

DeLUX SPLASH 1500	
product code	151540500006
EAN code	4260374012825
warranty	3 years

ACCESSORIES

Cord suspension 2m

PERFORMANCE

luminous efficiency	139 lm/W
system performance	36 W
luminous flux	5.000 lm
dimnable	No

RESILIENCE

protection class	II
impact resistance	IK08
protection type	IP65
lifespan	> 50.000 h [L70, B10]
UV resistant	No
operating temperature	-20 to +45 °C
foodready	Yes

MATERIAL

cover	diffuse cover
material (cover)	PC
material (housing)	PC
housing color	White

SCOPE OF DELIVERY

includes 2x mounting clip

DIMENSION

L x W x H / Ø (H2)	1.550 x 63 x 75 (80) mm
weight	1,3 kg