

# THE KIMBERLEY KARAVAN



**FORGE  
YOUR  
OWN PATH**



KIMBERLEY KAMPERS

**KING OF THE OFF ROAD™**

# TAKE LUXURY WHERE YOU'VE NEVER BEEN BEFORE



For over 25 years, Kimberley Kampers has been at the forefront of off-road and off-grid camping and continues to forge new paths in the design, innovation, ruggedness and construction of campers, hybrids and caravans. At Kimberley Kampers, we help you take luxury where you've never been before.

## IT STARTED IN THE KIMBERLEY

There are few places in Australia that evoke the spirit of the rugged outdoor experience than the Kimberley in north-Western Australia, an expanse of nearly 500,000 square kilometres of rugged ranges, limestones cliffs, dramatic gorges, arid expanses and untouched coastline.

Access is difficult and paved roads are few. This is the sunburnt continent at its most brutal and most beautiful.

So, it's no surprise that the idea for Kimberley Kampers was hatched on a camping trip to this distant region with the dream of helping adventurous spirits find and enjoy their own space in safety and comfort.

Kimberley Kampers was born. Built to withstand the demands and challenges of the Kimberley but with the comforts and convenience of home.

After 25 years, we're still forging new paths.

## QUALITY WITH A 'K'

The first Kimberley Kamper rolled out of the factory in 1994. And it's still rolling, and rolling strong.

Since then, over 8,000 Kimberley Kampers, Karavans and Kruisers have been sold to passionate owners across Australia and 17 countries worldwide.

Over 95% of these units are still in use today.

But perhaps the most gratifying part is that over 45% of owners trade up to a new Kimberley Kamper when the time comes to upgrade.

**That's loyalty!** And it speaks volumes of the dedication to quality and innovation that's put into every Kimberley Kamper, every day, since 1994.

# KIMBERLEY KARAVAN

## OFF ROAD HYBRID CAMPER TRAILERS

With the birth of Australia's first genuine expanding Hybrid, the amazingly versatile Kimberley Karavan will go anywhere your tow vehicle will go.

Experience the luxurious comforts of a Kimberley Cruiser, and compact Off-Road agility of the light weight Kimberley Kamper... with the all-in-one package of the Kimberley Karavan!



**SLEEPING FOR 2 PEOPLE**



1 X QUEENSIZE BED



# COMPARE OUR KARAVANS



## KARAVAN CLASSIC

The Karavan Classic gives you the driveability of our Kamper and the hard walled comfort of a Kruiser in one sleek package. Sleeping up to 6 makes it the ideal way to take your family to places you've only dreamed of, and setting up camp is just a button push away.

### TOP FEATURES

- ✓ Hard-shelled camper – travel small, camping
- ✓ Indoor & outdoor kitchens – cook in any weather
- ✓ Large indoor seating area and full-size queen bed
- ✓ Compact combo toilet/shower ensuite
- ✓ Hot-dipped galvanized chassis
- ✓ Air suspension for a smooth ride and level bed every night



## KARAVAN ECO-SUITE

Our Karavan Eco-Suite brings you the balance of manoeuvrability and space of our Karavan Classic, but with a more of the creature comforts you prefer for extended travel times. The Eco-Suite makes you as perfectly at home in the mountains as it does in the outback.

### TOP FEATURES

- ✓ Electric-over-hydraulic vented disc brakes
- ✓ Touchscreen display: fridge temp, water/battery/solar levels
- ✓ Air compressor & digital pressure display for air suspension
- ✓ 300Ah lithium battery with 480W solar
- ✓ Dual water tanks (18 gal + 32 gal) and 16 gal grey water tank
- ✓ Full size shower ensuite with swing-away toilet

### SLEEPING FOR 4 PEOPLE



1 x QUEENSIZE BED  
2 x SINGLE BEDS





17ft L X 6ft 3.6in W X 6ft 10in H

**SLEEPS**  
**BASE WEIGHT**  
**GVWR**  
**HITCH WEIGHT**

**up to 6 people**  
**from 3700 lbs.**  
**5500 lbs.**  
**300-575 lbs.**

Travel height with 31.5" tyres. Travel and storage heights vary with wheel size.



21ft 3.6in L X 6ft 3.6in W X 10ft 1.2in H

**SLEEPING FOR 6 PEOPLE**



- 1 X QUEENSIZE BED
- 2 X SINGLE BEDS
- 1 X BUNK BEDS



# CLASS-LEADING FEATURES

## LIGHT WEIGHT



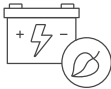
### NO TIMBER CONSTRUCTION

Premium engineering materials used for best strength-to-weight & weather resistance. Timber can rot and poorly-protected steel doesn't last long in remote environments. High-grade alloys, tough thermoplastics, marine-grade stainless steel and hot dipped galvanized steel all help keep your Kimberley as tough as the day you bought it.



### STRONGER. LIGHTER. TOUGHER.

Kimberley has led the way since 2005 in utilising 3D Computer Aided Design (CAD) to create strong interlocking tabs, remove excess material and build trailers to cope in difficult situations. Laser-cutting is used extensively to for maximum accuracy and build precision.



### LITHIUM BATTERY TECHNOLOGY

We use only lithium batteries which are 75% lighter and more durable than AGM lead acid equivalents. Allows you to go further off-grid, for longer, but still in touch and in comfort.



### WATERLESS COMPOSTING TOILET

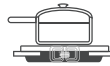
Self-contained toilet is odorless, compact and only 28 lbs empty weight.

## SMART ENERGY



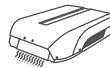
### SUPERTHIN SOLAR

Super-light at only 1/8in thick, 75% lighter than glass. Up to 600W at over 21% efficiency and 50x more durable vs Bus-Bar technology.



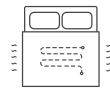
### INDUCTION COOKTOP

Super-fast and efficient. Combines 1800W's of power with auto temp control. Perfect in high wind. Boil in 3 mins or leave on slow cook safely.



### AIR-CONDITIONING

Roof top with great efficiency: can run on batteries from inverter. Replenish power with solar.



### UNDERBED MEMBRANE HEATER


Add a Di-electric 12V membrane heater dries out bed moisture, reduces sources of allergies.



### LIGHTWEIGHT LITHIUM BATTERIES

Up to 600Ahr available. Charge at twice the speed from solar controller, vehicle or charger.

## QUICK SETUP



### ACTUATOR LIFTING SYSTEM

The Karavan lifts with a remote controlled 12V actuator with a manual wind backup. Worm drive means no risk of uncontrolled drop.



## HI TECH COMFORT



### ENSUITE WITH FULL SHOWER

Light and airy with overhead fan, toilet, and shower in one. Swing the toilet out the way for a full size hot shower - quick and easy.



### WATERLESS COMPOSTING TOILET

Comfortable for 80 uses, no smell, no dumping station needed, automatic. Clean technology.



### DIESEL-POWERED HOT WATER

Safe & efficient hot water on demand. Diesel improves safety with no internal propane gas. Outstanding fuel efficiency - enjoy months of hot water from only 1 gal. tank.



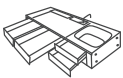
### DIESEL-POWERED AIR HEATING

Optional Space Air Heater recycles unused heat from hot water system. Optional 2.0kW Air Heater available for extra heating.



### SMART TOUCH MONITORING SYSTEM

Displays batteries & water tank levels on a high resolution 3.5" touch screen and Smart Phone App. Solar, Inverter, Fridge and Freezer temp/power on selected models.



### OUTSIDE COOK'S KITCHEN

Stainless steel with drawers for maximum bench space. Sink with LED lights & hot water. Choose BBQ, WEBER or 2 burner cooker options.



### FAST INTERNET OFF GRID

High speed WiFi modem with external aerial for excellent off grid coverage.



### GPS TRACKING & ANTI-THEFT

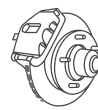
GPS tracking - locate at any time & anywhere. Anti-theft can lock brakes, flash lights and sound an alarm warning in case of attempted theft.

## SUPERIOR SUSPENSION



### LOW WEIGHT FOR A SMOOTH RIDE

Optimized for maximum strength with low weight - less energy to be absorbed gives a smoother ride. Keeps rubber on the road for safest towing performance.



### POWERFUL & CONSISTENT BRAKING

Electric-over-hydraulic vented disc brakes have twice the stopping power of drum brakes and very linear pedal feel. Vented discs ensure consistent braking power without fade. One touch parking brake.



### ADJUSTABLE AIRBAG SUSPENSION

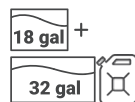
Air-bag springs give air-glide over corrugations. Adjustable pressure for best ride when fully loaded. Adjust travel height for best towing stability. Raise/lower controls to level your campsite all by optional remote control.



### MONOTUBE SHOCK ABSORBERS

2.5" big-bore monotube shocks have better bump sensitivity, resist fade, a softer ride and better corrugation performance.

## VALUABLE WATER



### WATER 3 WAYS

Twin tanks (18 gal. & 32 gal.), plus front stored Jerry cans give you greatest flexibility and capacity.



### USE WATER WHERE YOU ARE

With our innovative visi-flow special option, bypass the water tanks and pump directly from any water source. Hot water system uses heat exchanger allowing for varying water temperatures.



### WATERLESS COMPOSTING TOILET

No heavy blackwater to carry, no freshwater to keep in reserve. No fresh water supply needed.





©Kimberley Kampers 2021

**KIMBERLEY KAMPERS USA**

Bellefontaine OH 43311

[sales@kimberleykampersusa.com](mailto:sales@kimberleykampersusa.com)

937 -594-9565

[kimberleykampers.com](http://kimberleykampers.com)



KIMBERLEY KAMPERS

**KING OF THE OFF ROAD™**

[www.kimberleykampers.com](http://www.kimberleykampers.com)