

ECF8A-Fanpack

An EC motor in a custom fanpack




- Aerodynamic blade and basket
- Single solution
- High efficiency
- Low noise



Specifications	
Integrated fan pack	Integrated fan pack, allowing a single product to supply the required airflow for any application at a high efficiency
Proprietary high efficiency fan	High system efficiency for desired airflow
Low noise	42dB (A) in free air (at 1400 RPM), suitable for noise sensitive applications
Speed	Pre-configured, user configurable(700 RPM to 2300 RPM in 50 RPM increments) or fully variable
Electronic control safety features	If the motor fails to start, locked rotor/stall detection switches the motor to standby mode, with automatic restart after 60 seconds. This software detection protects the motor with a timed restart algorithm to limit maximum winding temperature. Self-resetting thermal protection stops the motor if over-temperature occurs. The motor restarts when the winding temperature is back within the operating range.
Variable speed	Real-time speed changing is achieved through the 3rd (black) wire connected to a switched signal. Communications protocol is available on request. Alternatively, an easy implementation is achieved by using Wellington's variable speed module.
Two independent speed/direction operations	Two independently configured speeds with independent direction can be used, allowing for high speed during the day, low speed for night mode (reduce energy consumption) or reverse for defrost (keeping coils clean and more efficient).
Speed / direction configurable	Non invasive speed and direction configuration by the end user can be achieved using only the power cable. No possibility of compromising the IP rating of the motor through hatch seal leaks. Multiple motors can be configured simultaneously.

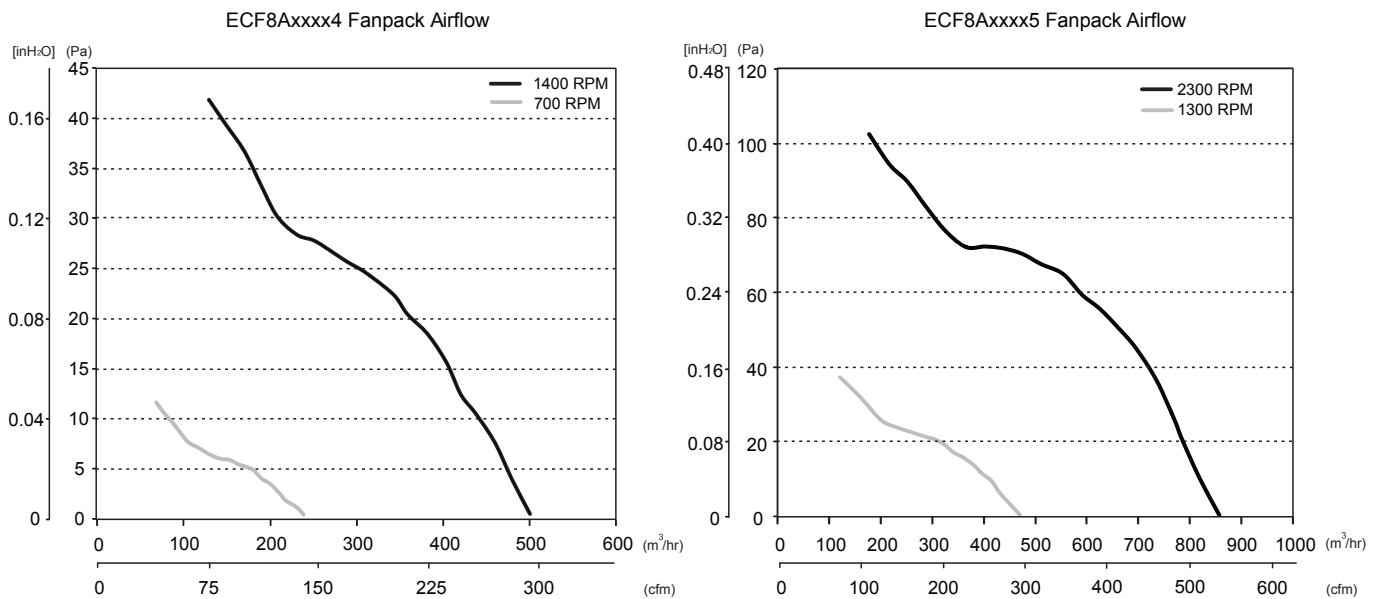


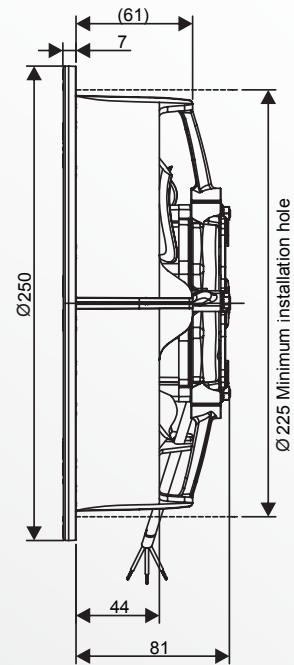
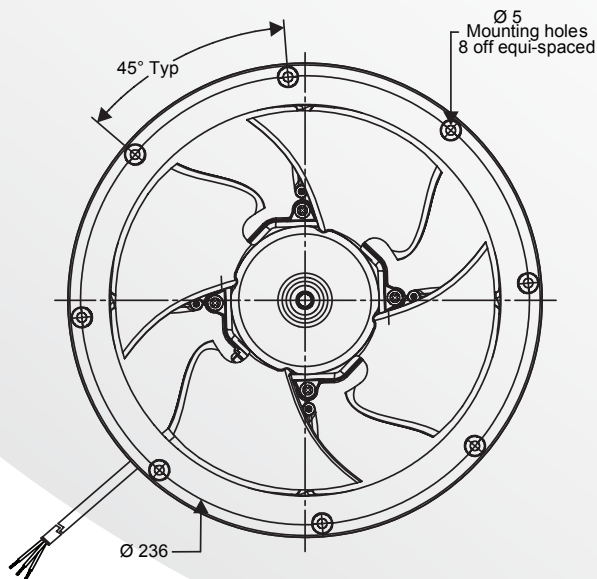
Specifications (continued)

Speed / direction control	Mode selection made through use of 3rd (black) wire connected to phase (brown wire), neutral (blue wire), or neither.
Timed reverse operation	Motor reverses direction of rotation for a short time before turning off, to keep the condenser coils clean and more efficient, reducing energy and service costs.
Customisable options	<ul style="list-style-type: none"> - Timed reverse option - Two speed operation - Power lead connections - Delay start/stop - For further customisation, please contact your nearest Wellington office
Moisture and dust protection	ECF assemblies are IP55. In all ECF motors a conformal coating is applied to the electronic control board for additional moisture protection.
Operating temperature	-30°C to +50°C (-22°F to +122°F)
Transport temperature	-40°C to +80°C (-40°F to +176°F)
Voltage range	190V-254V 100V-127V
Weight	1.05 kg (2.3 lb)
Approvals*	  

Motor	Voltage V / Hz	Current A	Speed RPM	Protection IP	Approval*
ECF8AB	230 / 50-60	0.25	700 - 2300	55	CE, VDE, UL, cUL
ECF8AA	115 / 60	0.5	700 - 1600	55	UL, cUL

ECF8A-Fanpack Airflow 200mm Fan





Black	Control lead
Blue	Neutral
Brown	Line / Phase

Motor	Voltage Vac	Air Flow * m3/hr [cfm]	Speed RPM	Input Power W	Current A	Sound Level dB (A)
ECF8ABxxx4	230	500 [295]	1400	9.5	0.07	42
ECF8ABxxx5	230	860 [506]	2300	30	0.25	56
ECF8AAxxx4	115	500 [295]	1400	9.5	0.13	42

* In zero static