

Change the Conversation

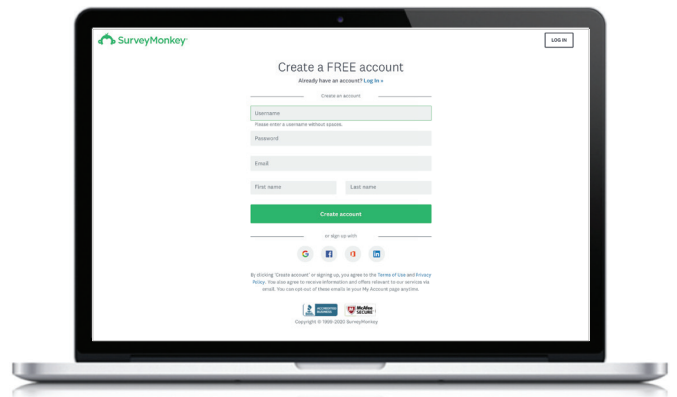
How to Create an Online Survey with SurveyMonkey

SurveyMonkey offers both free and paid account options that provide different features when creating a survey.

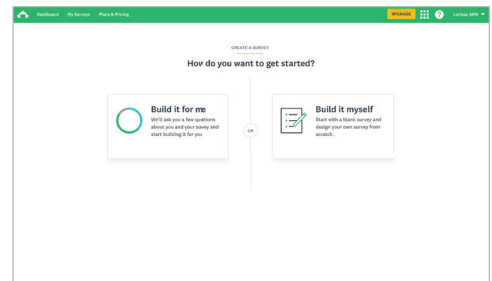
1. Visit [SurveyMonkey.com](https://www.surveymonkey.com)

Sign in, or create a new account with your email, Google, Microsoft Office, LinkedIn or Facebook account.

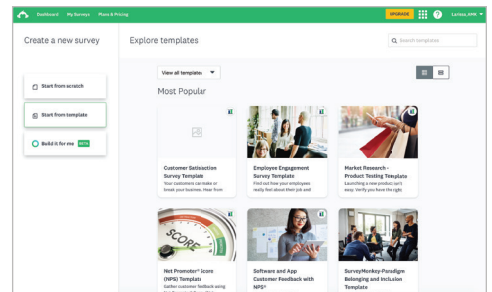
You will be prompted to create / complete your profile. You may complete your profile or skip this step and continue to create your survey.



2. Click **Build it myself** to get started



3. Select **Start from scratch** or **Start from template**



4. If you select **Start from scratch** you will be prompted to give your survey a name and select a survey category. Click **My questions are already written** to copy and paste questions and answers into your survey. Then click **Create Survey**.

