



- Switch selectable system cable lengths 5m, 7m and 9m.
- 5mm tip diameter for tight installation applications.
- LED indication of selected length.
- 3.5mm socket for gap voltage monitoring.
- Double screened cable for high noise immunity.
- Snap lock and shake proof cable connection.
- Excellent repeatability on replacement of probe, extension or driver.
- Compliant with standard API 670.

The XPR02 proximity probe system is made up of a calibrated probe, extension cable and driver, providing a 5mm tip diameter for tight installation applications. Utilising the eddy current principle, this combination forms a tuned circuit with the target material and variations in probe face to target distance are detected in this circuit by the driver. This provides a linearised voltage output proportional to target gap with a nominal sensitivity of 7.87 mV/um and a range of up to 2.5 mm. This type of measurement system provides highly accurate (resolution typically less than one micro-meter) vibration and relative positional measurements, for harsh environments up to 180 °C.

The driver unit offers selectable system lengths of 5 m, 7 m or 9 m, with a front panel green LED indicating the selected option. The gap voltage monitoring socket assists with commissioning the probe system; a volt meter can be connected directly to the driver through the 3.5 mm standard audio socket to display the gap voltage at the point of installation and the probe mechanical gap can then be adjusted to suite the application.

The cable system incorporates snap lock connectors which require no torquing and provide a shake proof solution important for heavy industrial applications. The double screened cable offers robustness in combination with high immunity to interference and optional stainless steel convoluted armour is available for applications or

System Performance

Measurement Range: 0.0 mm to 2.5 mm
Standard Option

Linearity: $\pm 1\%$, -1.0 V to -19.0 V
(% of FS) $\pm 2\%$, 0 °C to +150 °C @ -10.0V

Std Sensitivity: 7.87 V/mm (200 mV/mil) $\pm 1\%$

Resolution: <0.001 mm

Interchangability: Maximum interchangability error replacing either probe, extension cable or driver in calibrated system is $\pm 5\%$.

Available system lengths: 5 m, 7 m and 9 m

Cable length tolerance
Probe (1 metre): 1.0 m to 1.5 m
Cable Extension (4 metre): 4.0 m to 4.4 m
Cable Extension (6 metre): 6.0 m to 6.6 m
Cable Extension (8 metre): 8.0 m to 8.8 m

Frequency Response: DC to 10 kHz

Maximum Cable Length: 330 m based on 120 pF/m at <10 kHz and 500 um pk-pk.
3000 m based on 120 pF/m at <1 kHz and 500 um pk-pk.

Reference Target Material: ANSI 4140

Probe

Probe tip diameter: 5.0 mm

Probe tip material: PPS 40 % Glass Filled

Probe body material: Stainless steel

Available probe body lengths: 20 mm to 250 mm
0.8 in to 9.6 in

Cable type: Triaxial 75Ohm Coaxial
FEP outer jacket
3.2 mm outer diameter

Armoured option: Convoluted Stainless Steel
6.4 mm outer diameter

Probe Resistance: 3.1 Ohms ± 0.2 Ohm

Operating Temp Range: -30 °C to +180 °C

Storage Temp Range: -40 °C to +180 °C

Minimum target diameter: 16 mm

Effect of target curvature: +2 % for shaft diameter 150 mm
+5 % for shaft diameter 25 mm

Magnetic field effect: <1 % at 110 mT

Connector: Female Miniature Coaxial

Features: Suitable for tight installation applications where standard 8mm tip probe is too large.

Driver

Linear voltage range: -1.0 V to -19.0 V for 0.254 mm
Standard Option (10 mil) to 2.54 mm (100 mil)

Linear voltage range: -1.0 V to -16.0 V for 0.254 mm
Half Sensitivity Option (10 mil) to 4.064 mm (160 mil)

System length selection: Internal switch 5 m, 7 m or 9 m

System length indication: Green LED lamp

Power supply range: -16.0 Vdc to -28.0 Vdc
Note: Output voltage is limited to 1.2 V below supply voltage when supply is < -21.5 V.

Power supply: < 0.3 mVout / Vsupply
sensitivity

Power consumption: 3 mA typ, 7 mA max

Output impedance: 75 Ohms

Monitor Output Impedance: 10 KOhm

Sensor Connector type: Self Locking Miniature Male Coaxial

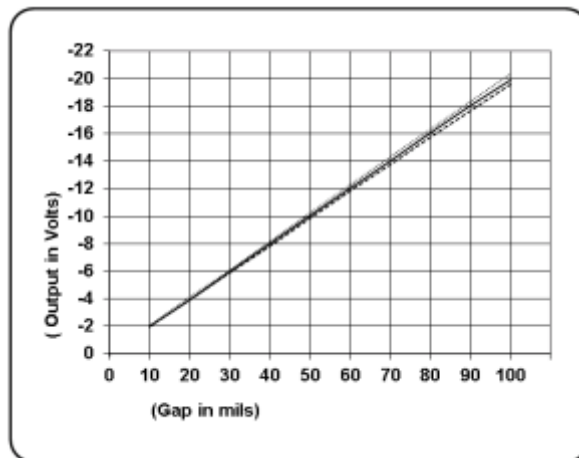
Monitor Connector type: 3.5 mm audio jack

Mounting: Din Rail or Plate

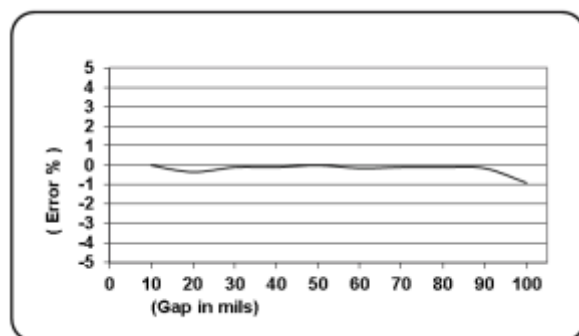
Mass: 250 grams

Operating Temp Range: -30 °C to +90 °C

Storage Temp Range: -40 °C to +90 °C



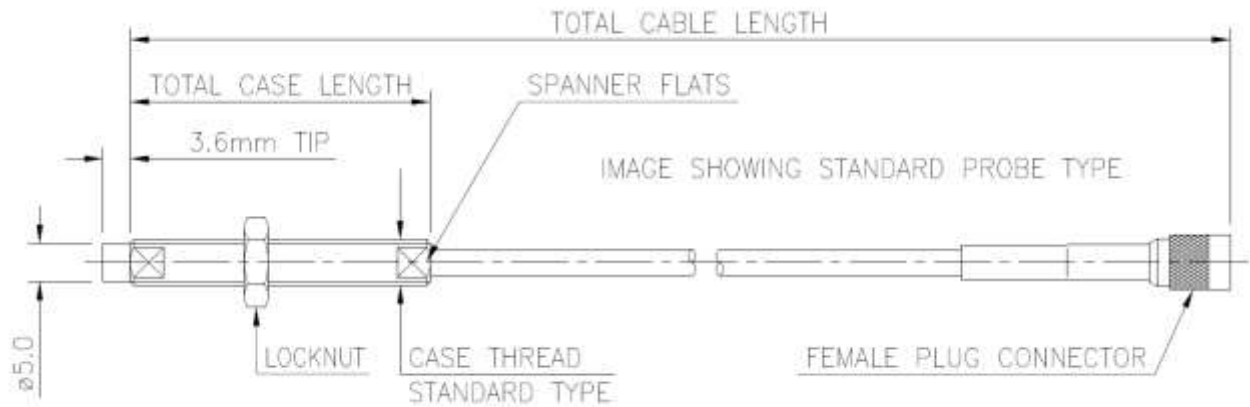
Typical 5m system performance
 ————— 25 °C
 50 °C
 - - - - - 150 °C or 0 °C



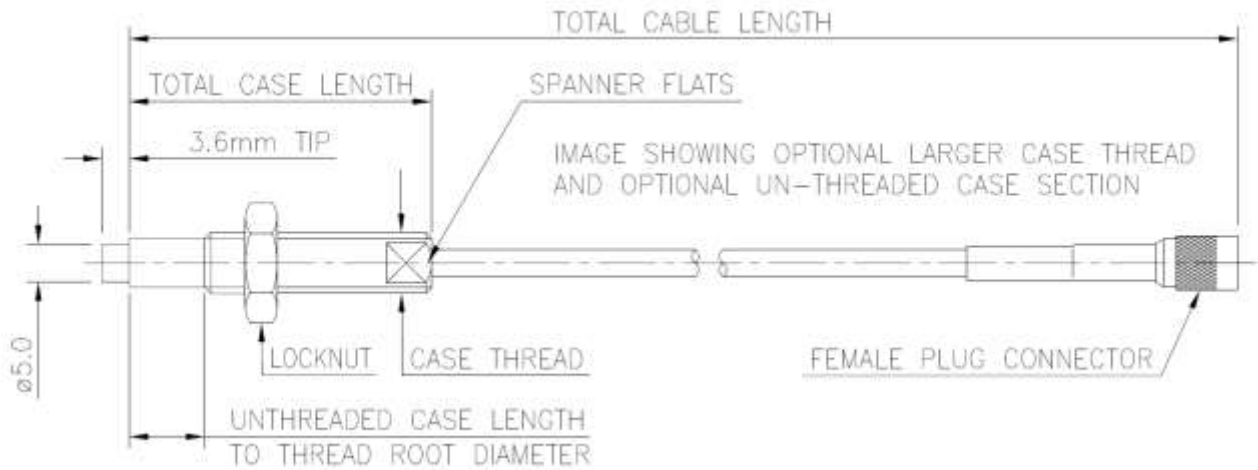
Typical 5m system performance

Probe Mechanical Configuration

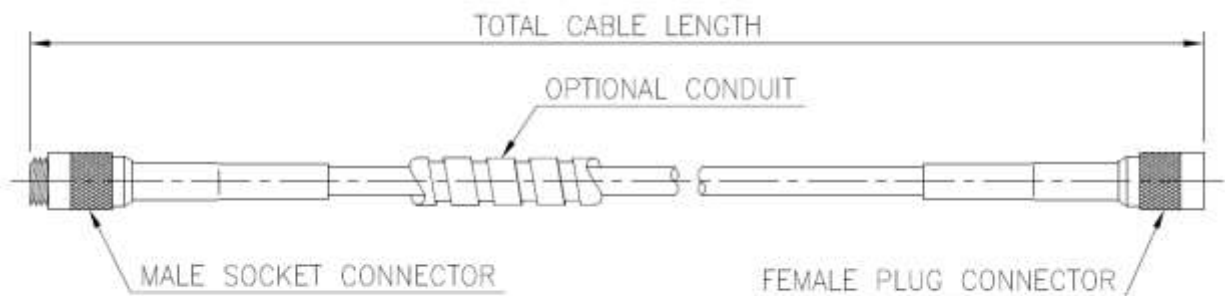
Straight Mount M6 Case



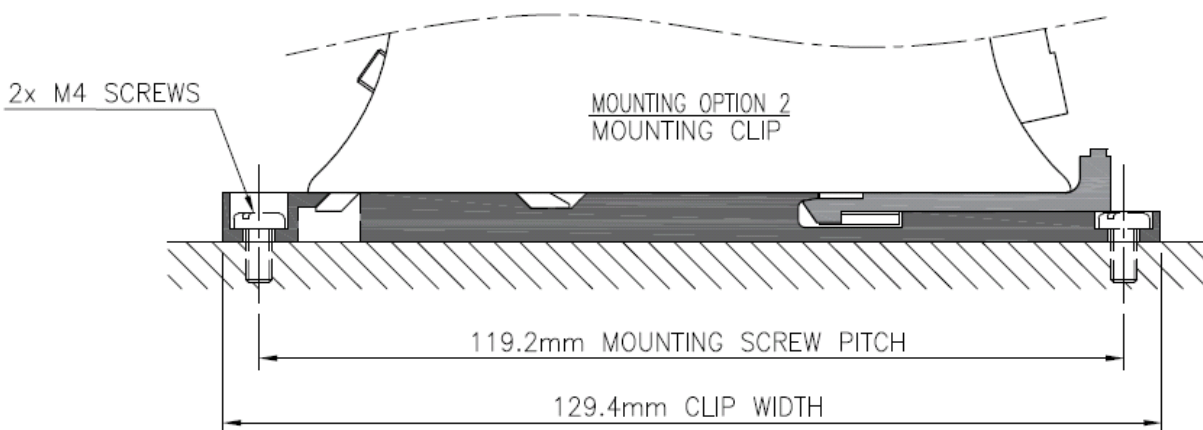
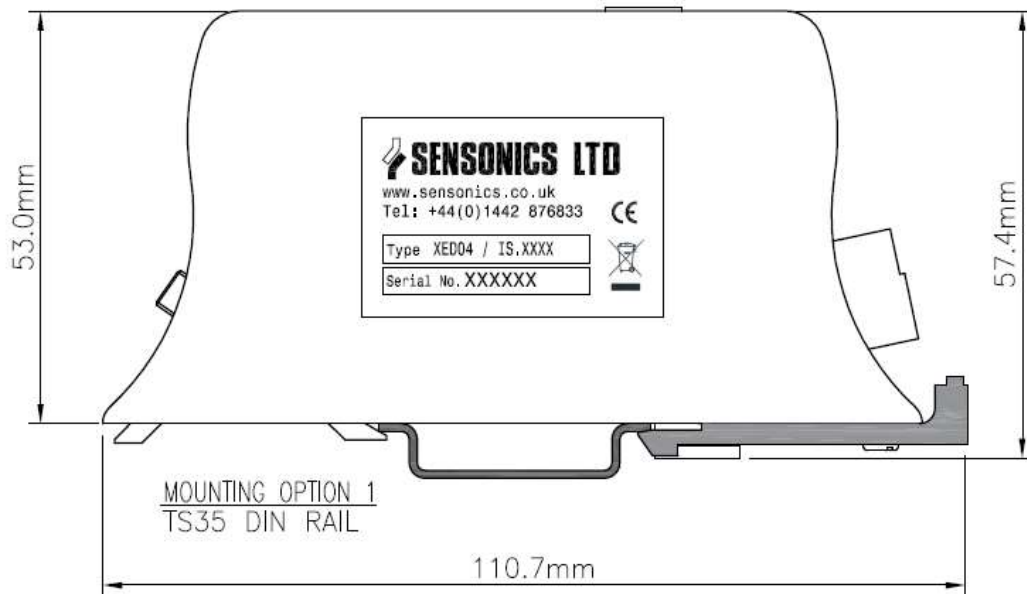
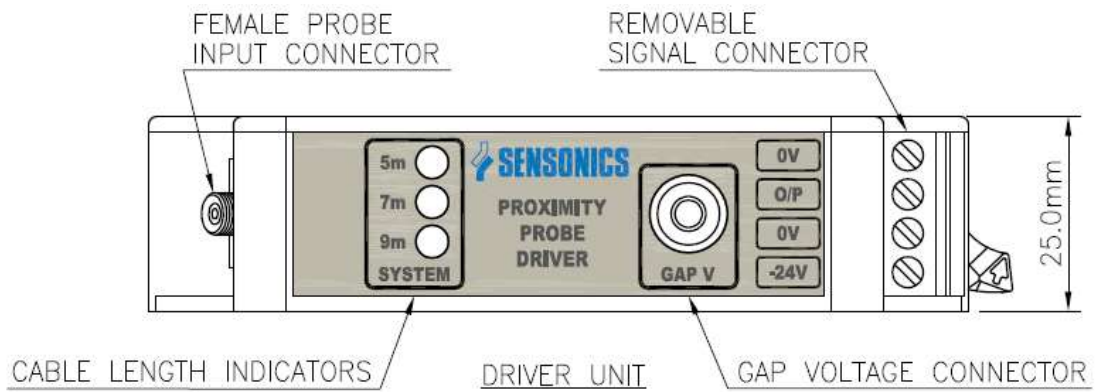
Straight Mount >M6 Case



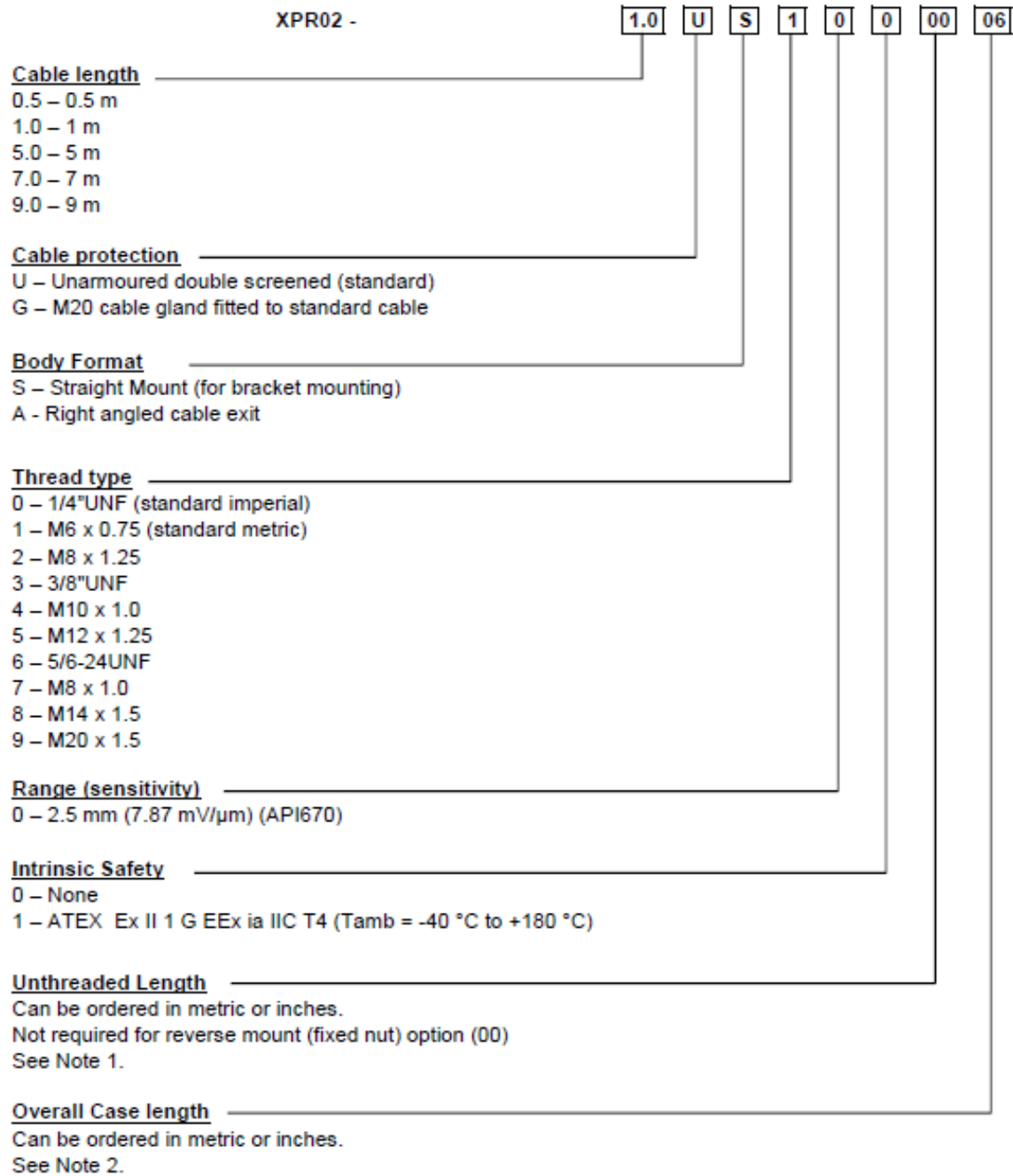
Extension Cable Mechanical Drawing



Driver Mechanical Configuration



Probe Ordering Information



Note 1 - Unthreaded Length Option

Imperial Case

Unthreaded length must be at least 0.8 inches less than the case length. Order in increments of 0.1 in.
 Maximum unthreaded length: 8.8 in.
 Minimum unthreaded length: 0.0 in.
 Example: 04 = 0.4 in.

Metric Case

Unthreaded length must be at least 20 mm less than the case length. Order in increments of 10 mm.
 Maximum unthreaded length: 230 mm.
 Minimum unthreaded length: 0 mm.
 Example: 06 = 60 mm.

Note 2 - Overall Case Length Option

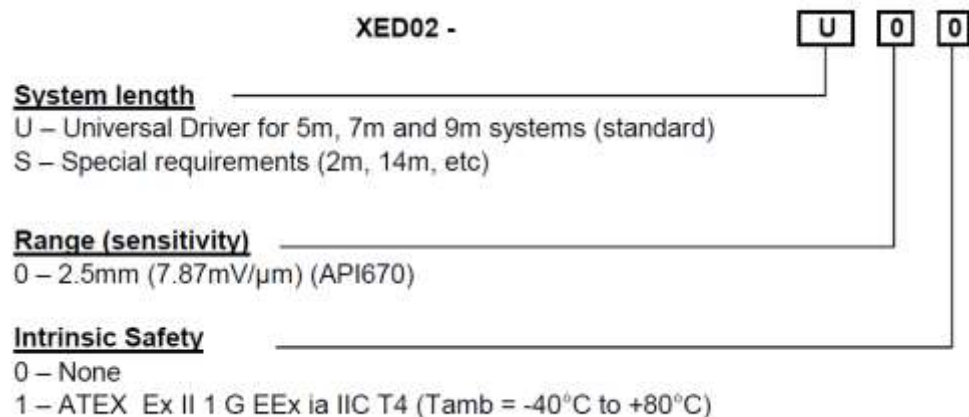
Imperial Case

Order in increments of 0.1 in.
 Maximum case length: 9.6 in
 Minimum case length: 0.8 in
 Example: 24 = 2.4 in

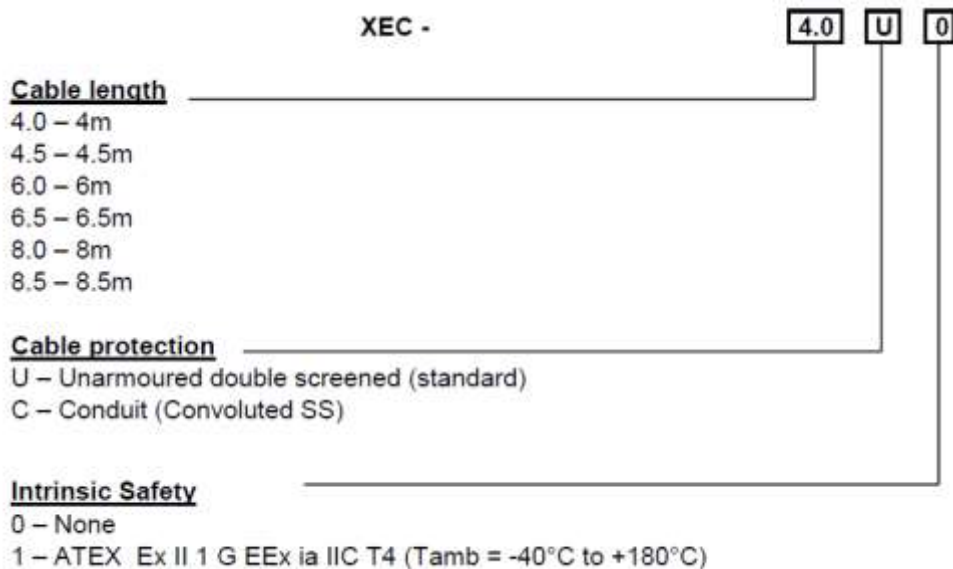
Metric Case

Order in increments of 10 mm.
 Maximum length: 250 mm.
 Minimum length: 20 mm.
 Example: 06 = 60 mm.

Driver Ordering Information



Extension Cable Ordering Information



Sensonics Ltd
 Northbridge Road
 Berkhamsted
 Herts, HP4 1EF
 United Kingdom
 Tel: +44 (0)1442 876833
 Fax: +44 (0)1442 876477
www.sensonics.co.uk