

Tall Rounded Center Post Foot Rail Bracket

2" OD

Tall rounded center post brackets are a stylish and sturdy option for supporting metal bar foot rail tubing.



Mounts directly to floor
for bar foot rail.



Bar foot rail will sit
approximately 7" from
the floor to the center
of the tubing.






Recommend placing
in 3' foot increments
between ends
of tubing.

Standard Finishes

			
Brushed Brass	Polished Brass	Brushed Stainless	Polished Stainless
			
Antique Brass	Pewter	Matte Black	Gunmetal Grey
			
Sunset Copper	Oil Rubbed Bronze		

Custom Order Finishes

		
Antique Bronze	Antique Copper	Blackened Steel

Custom finishing is available upon request.

Dimensions

(H)	Height	8.00"
(W)	Width	3.25"
(D)	Diameter	2.01"
(CP)	Center Point	7.00"

Included Hardware

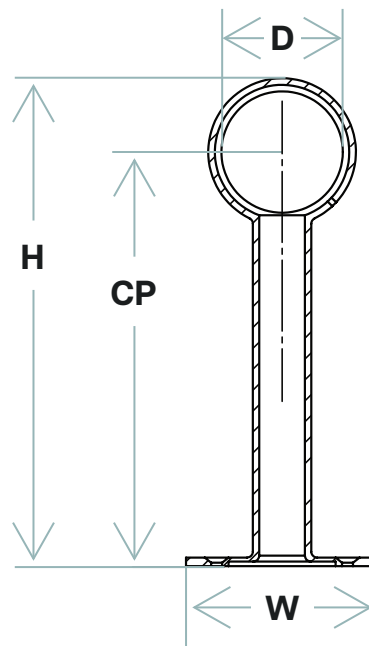
(4)	#10 1-1/2" Mounting Screws
(1)	#8 3/4" Self-Drilling Set Screw

Installation

1. Measure & mark holes for mounting screws.
2. Attach brackets to the floor with the appropriate mounting screws.
3. Secure tubing to bracket by fastening set screws through hole in the bottom of bracket.


Care and maintenance varies by finish. Given the nature of the product, typical wear and tear may be noticed with your bar rail over time, such as scuffs, scratches, and dirt.

Visit [Kegworks.com/care-guide](https://www.kegworks.com/care-guide) to read our guide on how to properly prep, clean, and maintain all bar rail finishes.



Complete The System


Make sure to get all the necessary components to complete your bar rail system.



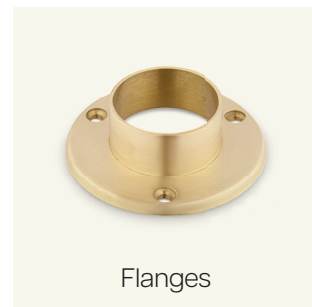
Tubing



End Caps



Elbows



Flanges