

Domed End Cap

2" OD

Domed end caps give bar foot rail a finished look and protect guests from unprotected tubing.






End caps slide easily into the end of tubing.

Standard Finishes

			
Brushed Brass	Polished Brass	Brushed Stainless	Polished Stainless
			
Antique Brass	Pewter	Matte Black	Gunmetal Grey
			
Sunset Copper	Oil Rubbed Bronze		

Custom Order Finishes

		
Antique Bronze	Antique Copper	Blackened Steel

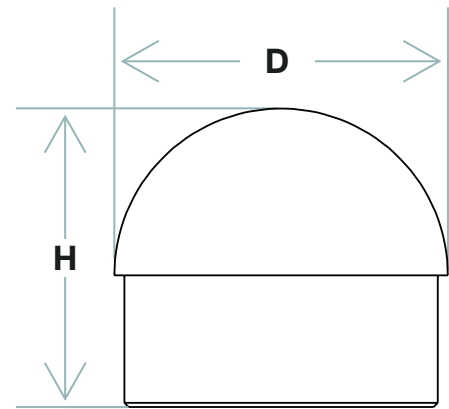
Custom finishing is available upon request.



Fits loosely by design. Secure with an adhesive.

Dimensions

(H)	Height	1.75"
(D)	Diameter	2.00"




Installation


1. Secure bar rail tubing to bar face.
2. Insert end cap into the end of bar rail tubing.
3. End cap will fit loosely into the tubing. Use adhesive for a more secure, permanent fit.

Complete The System


Make sure to get all the necessary components to complete your bar rail system.



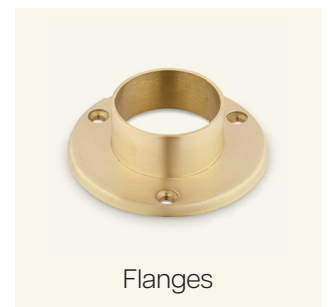
Tubing



Brackets



Elbows



Flanges

Care and maintenance varies by finish. Given the nature of the product, typical wear and tear may be noticed with your bar rail over time, such as scuffs, scratches, and dirt.

Visit [Kegworks.com/care-guide](https://www.kegworks.com/care-guide) to read our guide on how to properly prep, clean, and maintain all bar rail finishes.