



I have gone to 3 different Aquariums, and each one has a huge window where folks can stand or sit and observe the huge Aquarium.

The 2 pictures above represent my vision of the Main Aquarium.

There is a huge window similar to the Aquarium 1 mentioned above. Except, my vision is folks can stand in front of the Aquarium and observe it (not) in the middle of the huge window is a tunnel (sort of like a space wormhole in Star Trek).


The whole structure is transparent all around the tunnel (unlike other Aquariums that are transparent above and on the sides).

The window and the tunnel structure is made of Transparent Aluminum. The floor of the tunnel structure is transparent, but is also non-slippery.

For the West and East sides. My idea is to have a border made of 2 Ceramic Tiles that is Climate Defiant, Insect Resistant, Waterproof and Graffiti-Proof. It would run the length of the building. In the middle (example shown in green) would be Living Vertical Garden Walls (with a Vertical Fountain).

The total height of each side is 90 feet. So, the Living Vertical Garden Walls would be around 30 feet high.

On the east side underneath the Sphere would be a restroom for locals who are walking or running next to the river.



Ground Floor of the Sphere

First, the carboard in the back ground is to cover up my desk behind the sculpture.

The light purple represents half of the inside of the surrounding transparent photo-voltaic glass for the ground floor.

In the middle is a representation of a Quartz Crystal Cluster.


The floor is Black Slate.

Around the Cluster is a Brass Ring.

To the right, is a human with red shirt and blue pants.

All are close to scale.

The 3 large columns, in the middle, go through the roof and through the microprocessor.


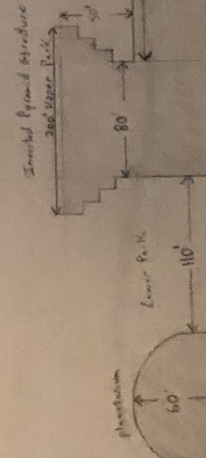


Representation of Microprocessor Building with 3 Big Columns of the Quartz Crystal Cluster housing through the Microprocessor.



Drinking Fountain

Site view of the complex



2. The other pictures represent looking at the tunnel from the side. On each end of the tunnel is a large Aquarium. In this view, the walkway is a tunnel walk. The walkway and the upper part of the Aquarium is on one floor. On the next floor below, is the lower part of the Aquarium. On that floor is also an area where folks can stand or sit and observe that part of the Aquarium.



On the North Side. This area would be a loading dock for the products that will be needed for the Restaurant, Bar and Gift Shop. It would also be used by the folks who take care of the Aquarium and for getting the products from loading dock to various areas. Maybe, have an area for something like an electric golf cart that could be used to drive underneath from the North end to the South end. It is

Also, maybe have the Middle Park extend a little over the Loading Dock with a cantilever structure.

The Sphere
It stands at 150 feet tall (which puts it at 200 feet above current ground).

The outer layer is made of Transparent Photo-voltaic Glass.

I chose the following colors: Top is yellow / then it blends to orange / then that blends to red / then that blends to purple / then that blends to dark purple at the bottom. I spoke to a Photo-voltaic Glass Company and they stated it could be done.

Reasons why I chose those colors: (1.) I have seen many sunsets that have those colors in them, so I just turned the sunset colors upside down. (2.) Many cities have gray, blue, silver, black and brown colors in their skyline. I thought the above colors would brighten up San Jose's Skyline.

When folks go inside, they will notice a very large representation of a Quartz Crystal Structure in the middle of a black slate floor. There are walkways around the circumference about halfway between the floor and the ceiling. That way, folks can see Quartz Crystal Structure from different angles.


There will be 3 huge representations of Quartz Columns that will go through the ceiling. Above the ceiling, will be a building in the shape of a Microprocessor. My vision is to have the 3 Quartz column representations built through the Microprocessor.

My idea is to have a gap in the Sphere where the Microprocessor and the 3 Columns could be seen from the south. Especially at night, when the Columns would glow. It is my version of a Light Tower.

On each side of the Microprocessor, are the bus lines that would light up at night.

In between the 4 bus lines would be areas that folks can walk on. The walkways would lead from the outer park of the Sphere and toward each corner of the Microprocessor. There would be an elevator from the ground floor to the floor that the Microprocessor is on.

My idea is to have an observation area at the top with a void in the middle. That way, folks can see the city and are able to look down at the Microprocessor and the bus lines. The issue is how to get up there.



The above picture is a representation of what the middle floor in the Sphere would look like, seeing from above, from the observation area at the top of the Sphere. This floor is where the building, that is in the shape of a Microprocessor, would be. In the middle would be the Microprocessor and the 3 Big Columns of the Quartz Crystal Cluster would be built through the Microprocessor.

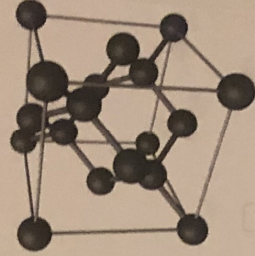
The Microprocessor building could be a Museum or some kind of Eating Establishment or something else.

In the middle of the Bus Lines on each side of the Microprocessor are 4 different Symbols. These represent 4 of the various states of matter with the symbolism of the Quartz as the Spirit

1. Represents Solid (Earth)
2. Represents Liquid (Water)
3. Represents Gas (Air)
4. Represents Plasma (Fire)
5. The Quartz Crystal representing the 6th Element of Spirit

If enough room, folks could go to the area of the bus through.

In the corners of the floor could be waiting areas and rooms for elevators(s).



This is the Crystalline Structure of Silicon. My idea is for it to be in the middle of the Upper Park sitting on its corner. It would be on a black cantilever base.

