

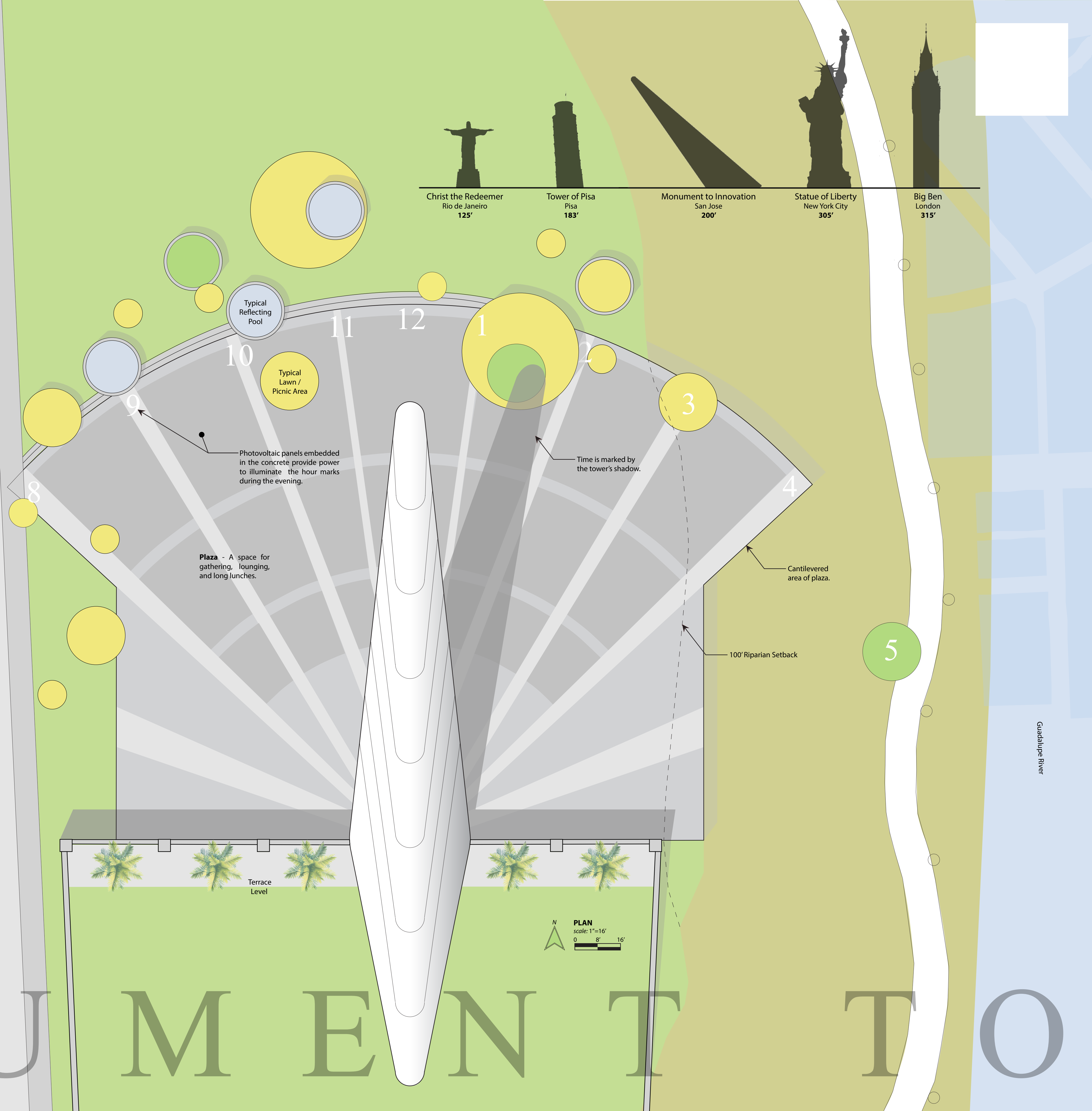


The story of Silicon Valley is one of technological innovation. The development of silicon-based transistors and the microprocessor, the discovery of increasingly efficient photovoltaics, and the rapid evolution of the internet - the Santa Clara Valley has become a global hub of technology.

The design proposed here, itself a working piece of technology, acts as a tribute to this history. Much like the monoliths that allowed ancient people to track the passage of time, this monumental sundial traces the path of the sun. During the day, the shadow of this structure marks the hour on the plaza below while photovoltaic panels embedded in the plaza floor capture the sun's energy. This energy is then used to illuminate the corresponding hour during the evening.

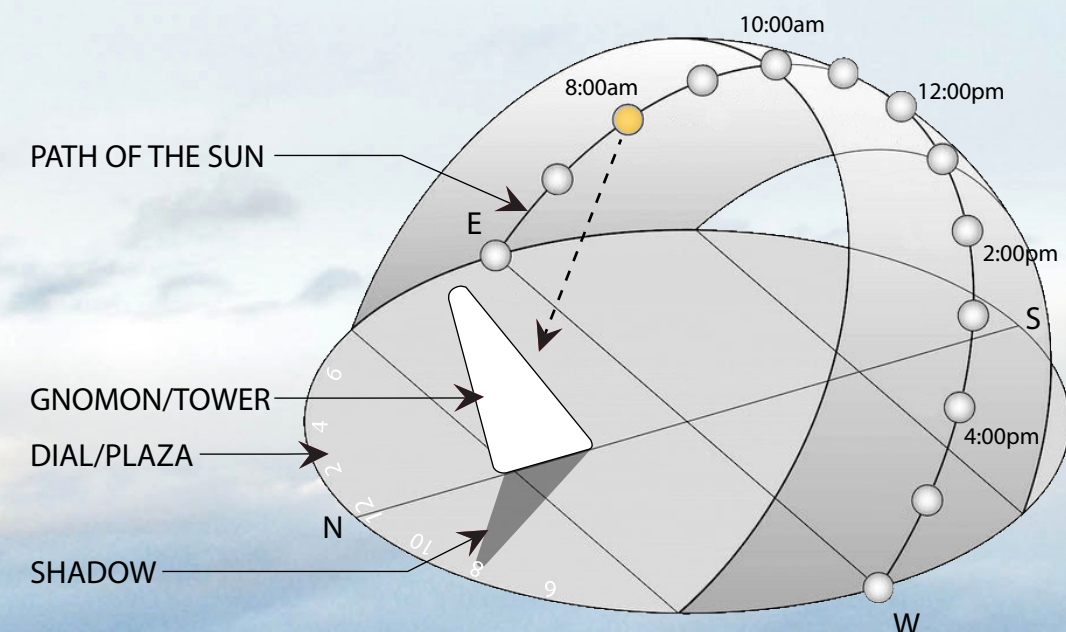
The monument is located on Arena Green West. A semi-circular plaza acts as the dial plate on which the hour is marked. This plaza becomes an outdoor gathering space, interspersed with small lawns and pools. The 200' tower is visible not only by those exploring the park and the city, but also by drivers on the Interstate. Clad in stainless steel, it rests on a single-story plinth which contains a café, souvenir shop, art gallery, and elevator lobby. The elevator affords visitors a ride to the top of the tower and a grand view north toward San Francisco Bay.

MONUMENT TO

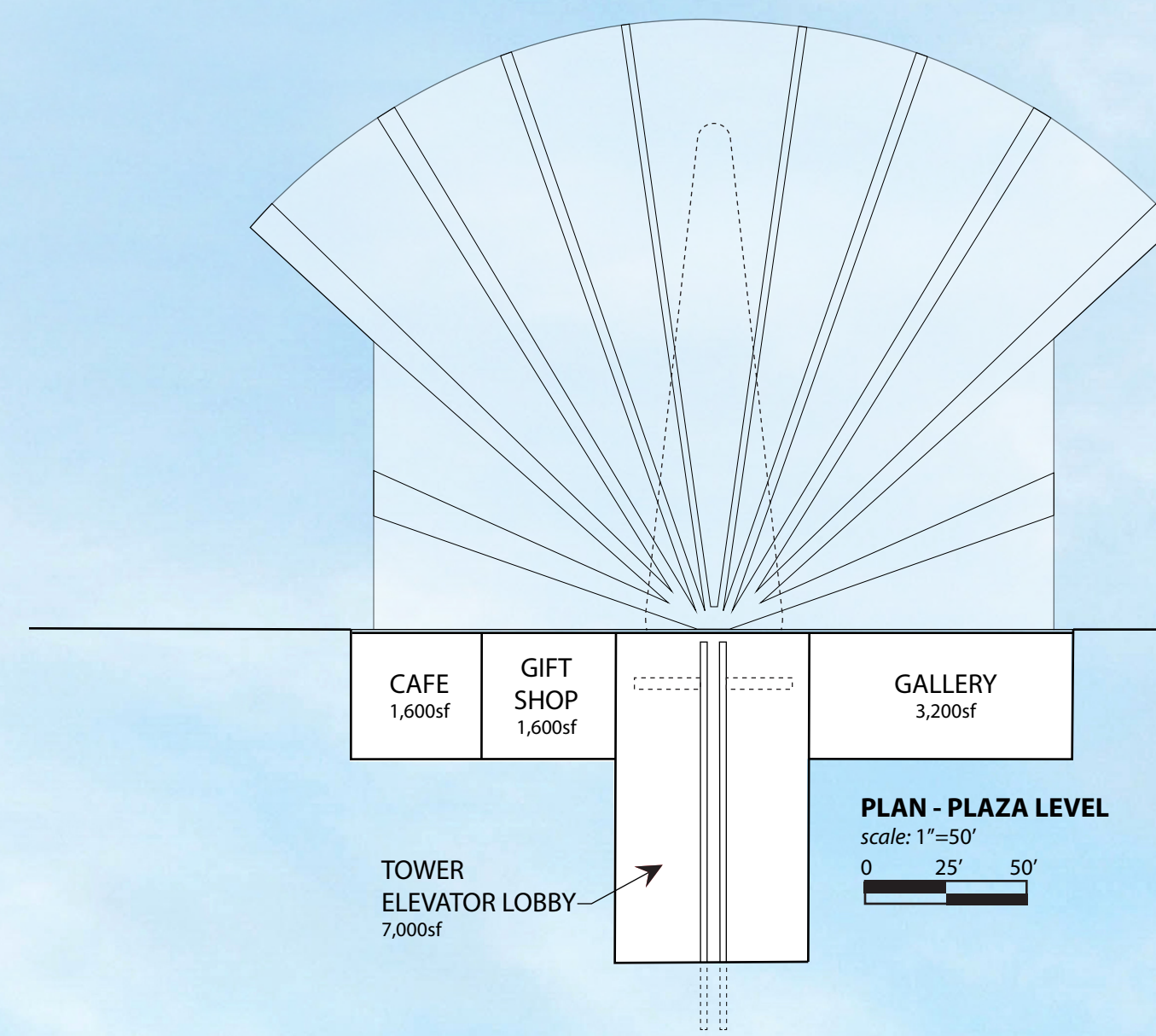




SITE PLAN
scale: 1"=150'
0 75' 150'

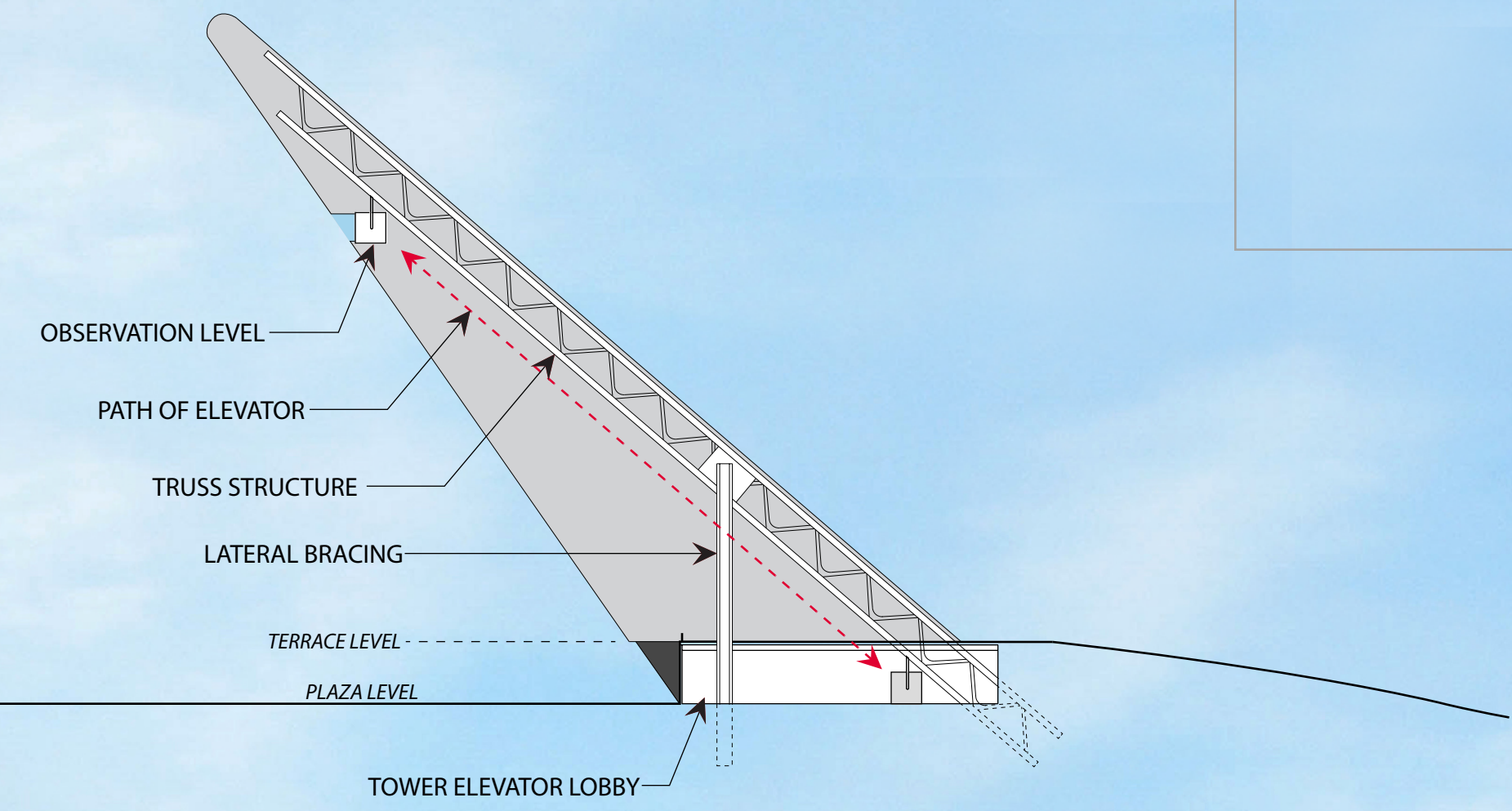


A sundial consists of a gnomon which casts a shadow onto a dial that is marked with the hours of the day. As the Sun moves across the sky, the gnomon's shadow aligns with different hour lines.



PLAN - PLAZA LEVEL
scale: 1"=50'
0 25' 50'

CAFE 1,600sf
GIFT SHOP 1,600sf
GALLERY 3,200sf
TOWER ELEVATOR LOBBY 7,000sf



SECTION
scale: 1"=50'
0 25' 50'

OBSERVATION LEVEL
The elevator will carry passengers to this level, affording views north to San Francisco Bay.

STAINLESS STEEL CLADDING
The grade 304 stainless will have a #3 finish, allowing for a subtle glow without any aggressive reflections.



View from the southwest

I sit beside the fire and think
Of people long ago
And people that will see a world
That I shall never know.

- J.R.R. Tolkien

ELEVATION
scale: 1"=16'
0 8' 16'

INNOVATION