

THE INTERNATIONAL CENTER FOR SOCIAL PROGRESS

A SUCCESSFUL LANDMARK MUST HAVE 3 FACTORS:



CREATE A UNIQUE SILHOUETTE FOR THE LOCATION.



CREATE AN INTERNATIONAL AND LOCAL MAGNET



HAVE UNITY, COMMUNITY, AND INCLUSIVITY AT ITS CORE

THE MODERN CONCEPT OF GROSS DOMESTIC PRODUCT [GDP] WAS FIRST DEVELOPED BY SIMON KUZNETS IN 1934. AT THE TIME HE STRONGLY WARNED AGAINST ITS USE OF A MEASURE FOR WELFARE. TODAY, IN 2020, WE STILL USE THIS METHOD TO MEASURE HOW WELL OUR SOCIETY IS DOING, BUT THERE ARE SO MANY MORE IMPORTANT FACTORS TO HOW OUR LIVES ARE DOING, THAN SIMPLY HOW MUCH MONEY WE HAVE IN OUR POCKETS.

THE SOCIAL PROGRESS INDEX WAS CREATED IN 2013 TO COUNTER THIS. IT TAKES 52 DIFFERENT FACTORS, SPLIT INTO 12 CATEGORIES, INSTEAD OF JUST ONE, TO SEE HOW WE ACTUALLY ARE DOING AS A SOCIETY. WE CAN THEN USE THIS INFORMATION TO DIRECTLY INFORM US OF WHICH PARTS OF OUR SOCIETY ARE DOING WELL, AND MORE IMPORTANTLY, WHICH PARTS OF OUR SOCIETY NEEDS HELP. BY FOCUSING ON WHAT IS REALLY IMPORTANT TO PEOPLE, WE CAN HELP THEM ON A MORE DIRECT LEVEL. EACH OF THE 52 FACTORS HAS A SCORE OUT OF 100, THIS CAN THEN BE USED TO COMPARE BETWEEN COUNTRIES SO WE CAN LEARN FROM EACH OTHER. WHY SAN JOSE? SAN JOSE IS ARGUABLY THE HOME OF SOCIAL PROGRESS, AS IT IS THE FIRST CITY TO USE THIS DATA TO DIRECTLY INFORM GOVERNMENT POLICY. SAN JOSE HAS PIONEERED THE USE OF THIS DATA IN ALL 213 CENSUS TRACTS TO HELP IMPROVE THE LIVES OF THEIR CITIZENS. BY HAVING SUCH IN DEPTH DATA ON SUCH A SMALL SCALE, THE GOVERNMENT CAN HELP THE PEOPLE WHO REALLY NEED IT, AND THEREFORE HAVE SOCIAL PROGRESS FOR ALL.


THE BUILDINGS PROGRAM SHALL REVOLVE AROUND THE DATA FROM THE SOCIAL PROGRESS INDEX. EXHIBITION AREAS TO INFORM AND EDUCATE, CAFES AND A RESTAURANT WITHIN THIS UNIQUE SHAPE TO ACTIVATE THE AREA, AS WELL AS A LARGE MULTIPURPOSE CONFERENCE AND MUSIC HALL, TO SHOWCASE BOTH INTERNATIONAL AND LOCAL CULTURE: SILHOUETTE, MAGNET, INCLUSIVITY.

THE SITE

THIS SITE MAP IMAGE IS IDENTICAL TO THE SITE MAP IMAGE ON SUBMITTABLE




THE EVER-CHANGING BUILDING



AN EXAMPLE OF SOCIAL PROGRESS IN A FAILING WORLD



AN EXAMPLE OF SOCIAL PROGRESS IN AN AVERAGE WORLD

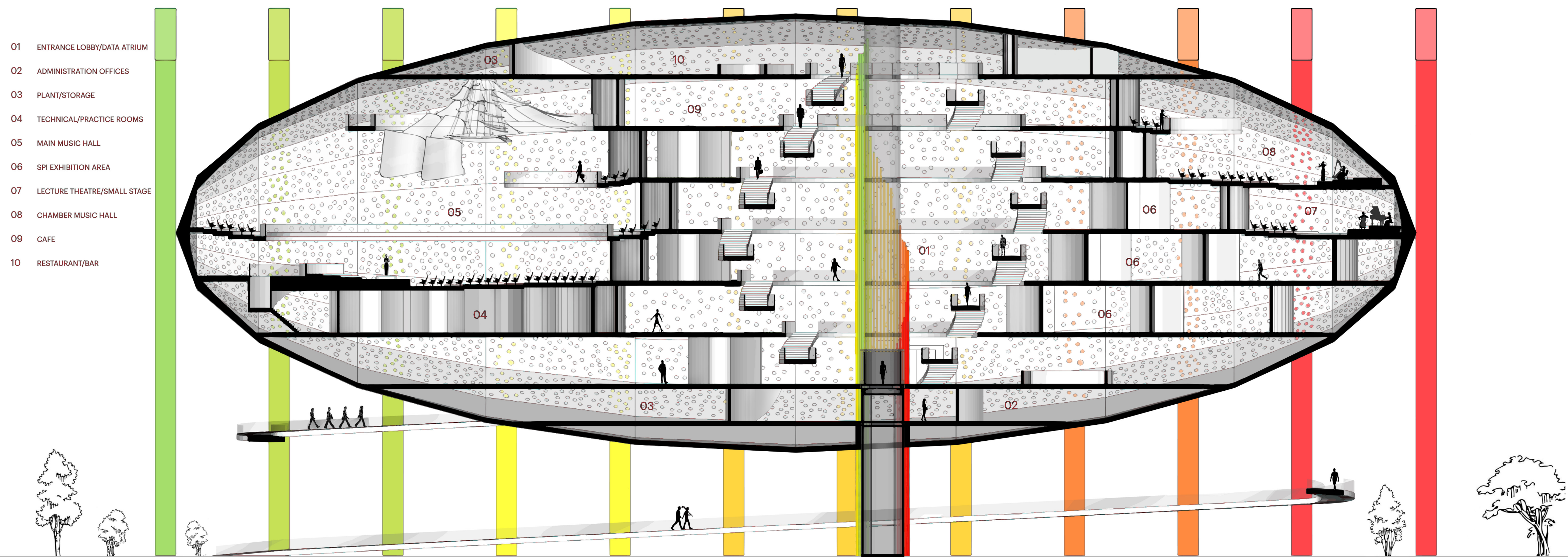


AN EXAMPLE OF SOCIAL PROGRESS IN A PERFECT WORLD

EACH PILLAR OF THE BUILDING REPRESENTS ONE OF PILLARS OF THE SOCIAL PROGRESS INDEX. THIS BUILDING SHALL ACT AS A LIVE HEALTH METER FOR THE WORLD. THE AIM FOR THIS BUILDING IS TO ACTIVATE THE SITE, AND TO ACTIVATE THE PEOPLE. FOR PEOPLE TO SEE THIS BUILDING AND TO UNDERSTAND THAT IF THE BUILDING IS ALL GREEN, THEN WE LIVE IN A WORLD WHERE SOCIAL PROGRESS IS BEING ACCOMPLISHED. TO INSPIRE PEOPLE IN SAN JOSE AND AROUND THE WORLD TO REACH THEIR FULL POTENTIAL; AS AN INDIVIDUAL, AS A SOCIETY, AS THE WORLD.

SECTION

THE CENTRAL ATRIUM WITHIN THE INTERNATIONAL CENTER FOR SOCIAL PROGRESS SHALL SHOW THE SOCIAL PROGRESS DATA FOR EACH OF THE 38 POST CODES WITHIN SAN JOSE. THIS MEANS THAT THE BUILDING DOES NOT JUST ACTIVATE THE SITE ON AN INTERNATIONAL LEVEL, BUT ON A LOCAL LEVEL TOO. THE RESIDENTS OF THE CITY CAN COME TO SEE HOW THEIR LOCAL NEIGHBORHOOD IS FARING. THEY CAN COME TO LEARN ABOUT SOCIAL PROGRESS, LEARN WHAT OTHER NEIGHBOURHOODS ARE DOING, AND CREATE A SPACE WHERE THE LOCAL GOVERNMENT AND THE PEOPLE CAN WORK TOGETHER TO MAKE SAN JOSE AN EXAMPLE FOR THE REST OF THE WORLD.



PLANS 1:200

-3

-2

-1

0

1


2

3

4

5

6



- 01 ENTRANCE LOBBY/DATA ATRIUM
- 02 ADMINISTRATION OFFICES
- 03 PLANT/STORAGE
- 04 TECHNICAL/PRACTICE ROOMS
- 05 MAIN MUSIC HALL
- 06 SPI EXHIBITION AREA
- 07 LECTURE THEATRE/SMALL STAGE
- 08 CHAMBER MUSIC HALL
- 09 CAFE
- 10 RESTAURANT/BAR

VISUALIZATIONS

