



[I - CONIC]

SAN JOSÉ SCULPTURAL CORTEN STEEL STRUCTURE

WITH A CONIC EXOSKELETON BIONICAL SURFACE DESIGN



TOPVIEW





200'



[I - CONIC]

SAN JOSÉ SCULPTURAL CORTEN STEEL STRUCTURE

WITH A CONIC EXOSKELETON BIONICAL SURFACE DESIGN



200'

