

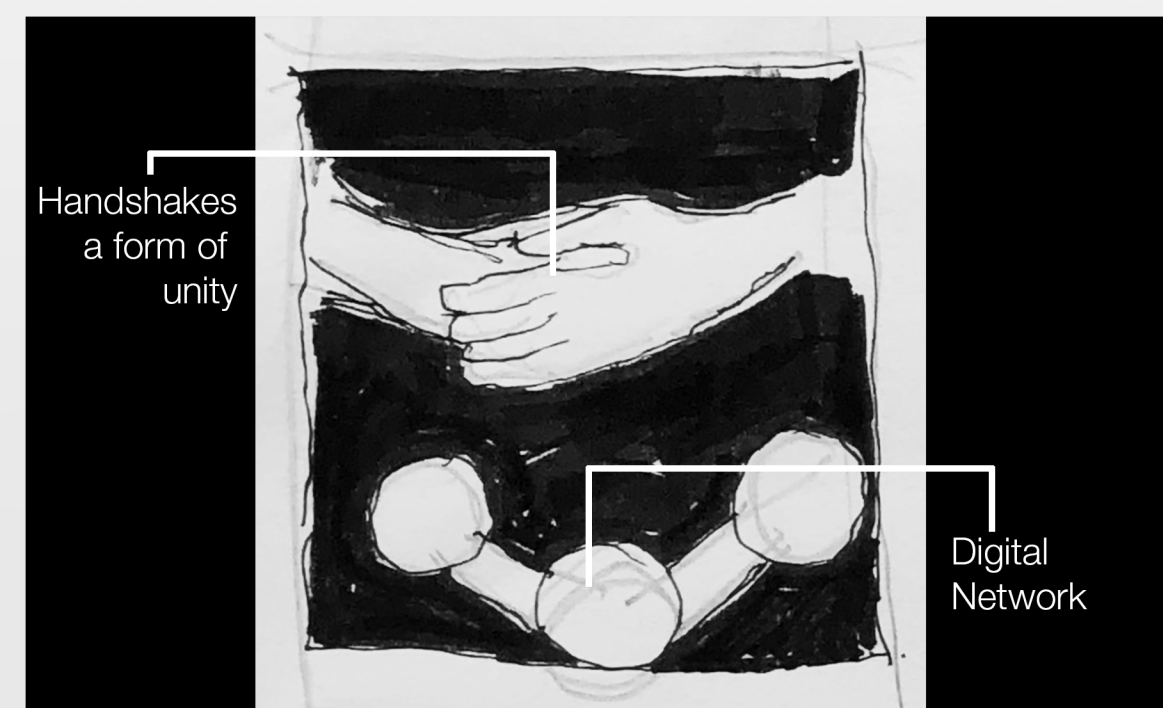
MASTER PLAN CONCEPT

The Arena west is considered to be like the Right side of the Human Brain and the Arena East like the Left side of Human Brain, where the planning is organic in one, the other it is simple and clean.



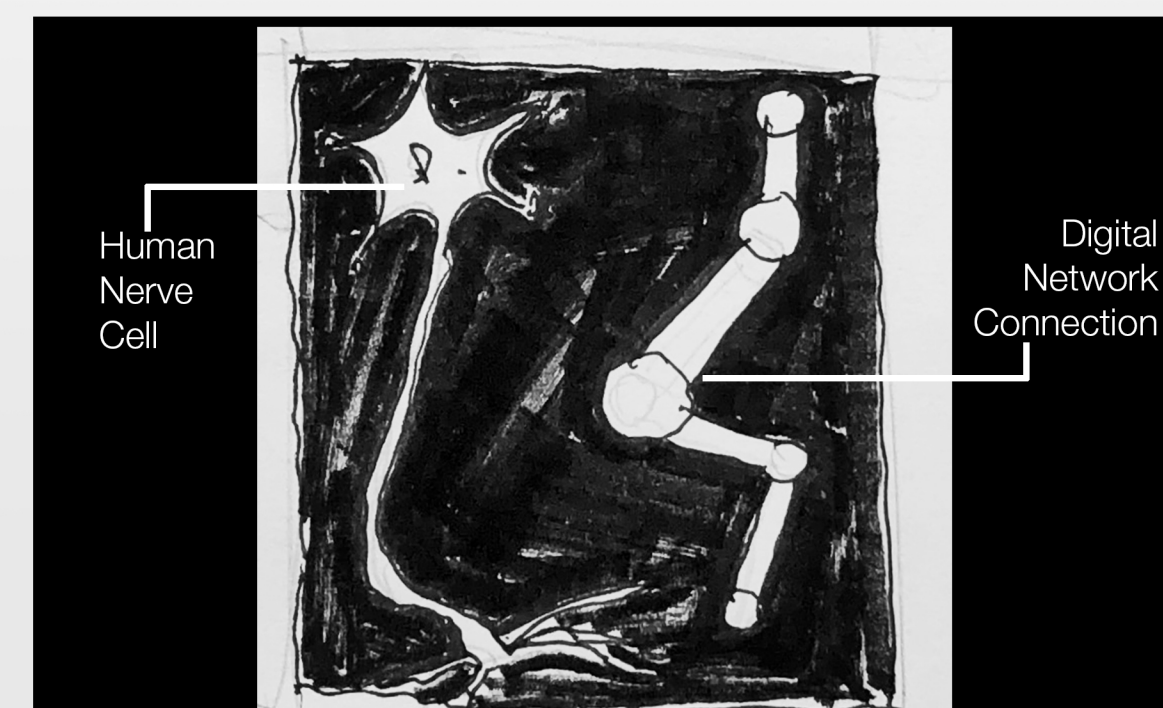
FUTURE EXPANSION WITH ADJACENT GREENSPACES

There is a Good scope link this area with other Green spaces in the North side.



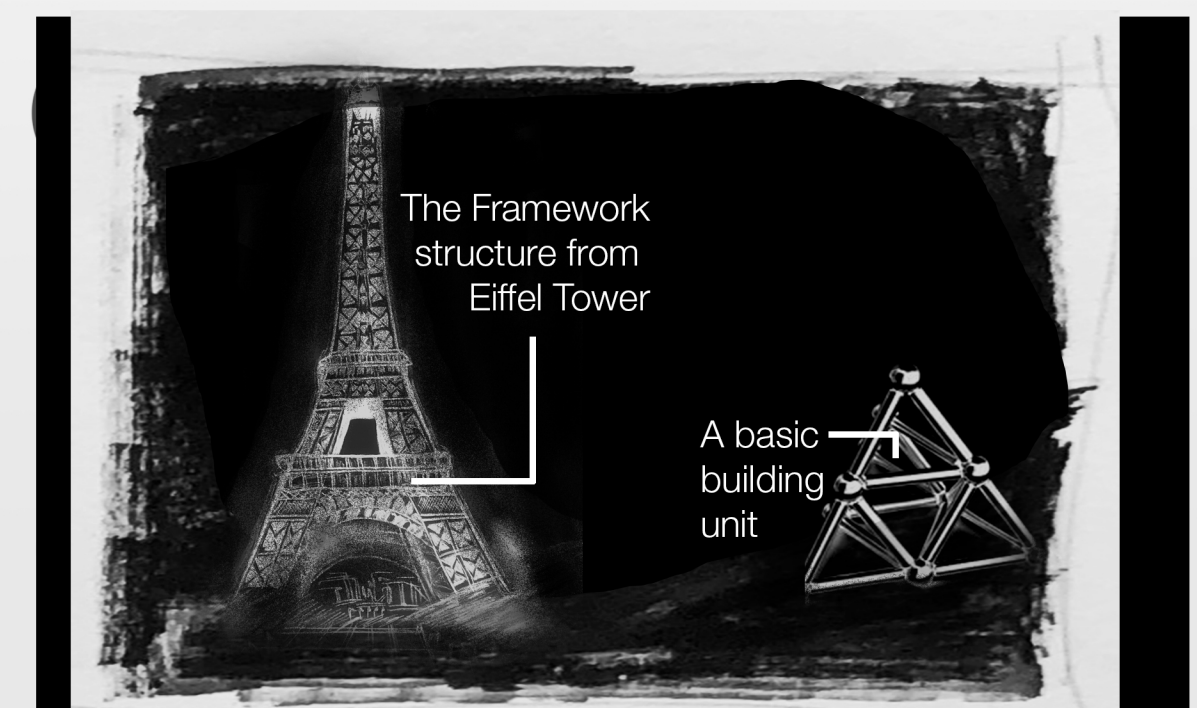
UNITY - NETWORK REFERENCE

Networking is a common point in Humans and the Computer Internals.



NERVES ANALOGY

There are smaller signal transfers happening in Digital Networks also.



INSPIRED FROM EIFFEL TOWER


Eiffel Tower's basic framework is inspired and it can be reimagined differently.

ABSTRACT

The hard drive is where the computer stores most of its information. It lets the programs run and saves everything we want to keep in our computer, including all the songs, photos, and information we have typed. The hard drive is located inside the body of the computer. This space is like a hard drive to the silicon valley. Even though CPU is called to be the brain of the Computer, Hard Drive stores all the data, similar to what happens in a Human Brain. Here, in this Hard Drive Park, the analogy used is the Human brain. The concept evolved a sculptural and functional form from Milestones and Timelines of San Jose. The Analogue symbols of ON/OFF i.e, IO, This was made a good base to represent timelines and key events


Later when I tried adding an extra dimension in z axis. Its started to become fun. I started building forms using Magnetic sticks, I thought what an exciting start to deconstruct the watchtower concept from a 2 direction axis to 3. My imagination was that let the Magnetic sticks be the staircases and the Metal Balls be the observation towers. This gave a lot of new perspectives about the site. The exploration value of the site now increased. Then I thought to include landscape feature also in this model. The framework itself satisfied the History of San Jose. Throughout the history of San Jose, the place has become a prime examples in inventions and innovations, including the Eiffel Tower.

The World knows about the innovations and San Jose only witnessed this innovation. This is a universal truth about creation. This proposal is telling the story of San Jose and its pride using this relation. The watch tower structure is hence designed to be interlinked with the History of San Jose. When it comes to planning we have 2 parcels of Land on either sides of the site. It looked very interesting. Its been planned in according to the concept of how a Human Brain works. The Right side being creative and the left side being intellectual. This solved the issue of getting uniform in all the sides. One side is arranged with Organic forms in planning, while the other is with simple straight perpendicular ways.



HOW THEY SEE IT

The World Saw only the Inventions from Silicon Valley, but San Jose witness the creation. Similarly, the Observation tower is fully transparent and the path to it is Semi Transparent.



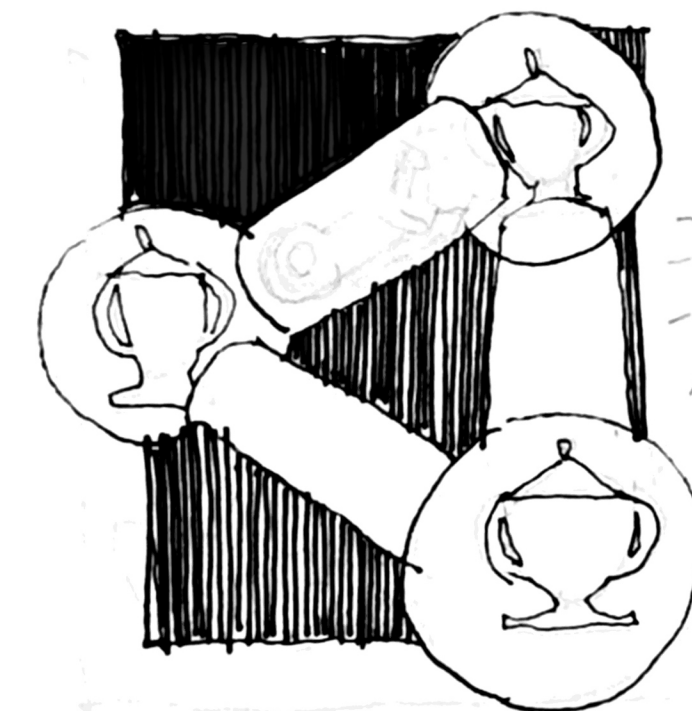
ANALOGY TO COMPUTER

The Morphology for the inner structures are related to the components of inside a computer. The activities would be working as like softwares inside a computer. The hardware and software blend is the success of a computer. Similarly here the activities and the architecture.




WELCOME TO A NEW DIMENSION

The Public Park is not just experienced in X and Y axis alone. Our vision is literally adding another Dimension along the Z axis. The deconstructed watch tower is enabling us to experience San Jose, its views and vistas to a next level. Stacking the Perspective decks in different heights enabled us to make each deck a new experience to our viewers.




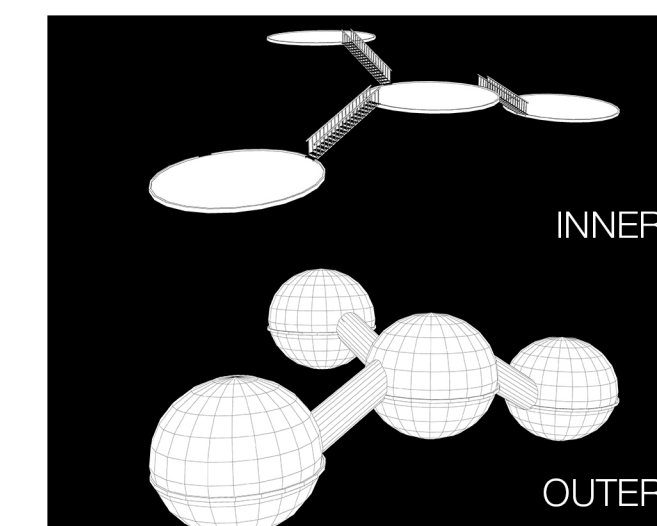
INNER MEANING

The perspective decks and stairs are an analogy to the Innovations and its journeys. Hence the Park is holding San Jose's pride and its tales for the Mankind's good.



READ BETWEEN THE LINES

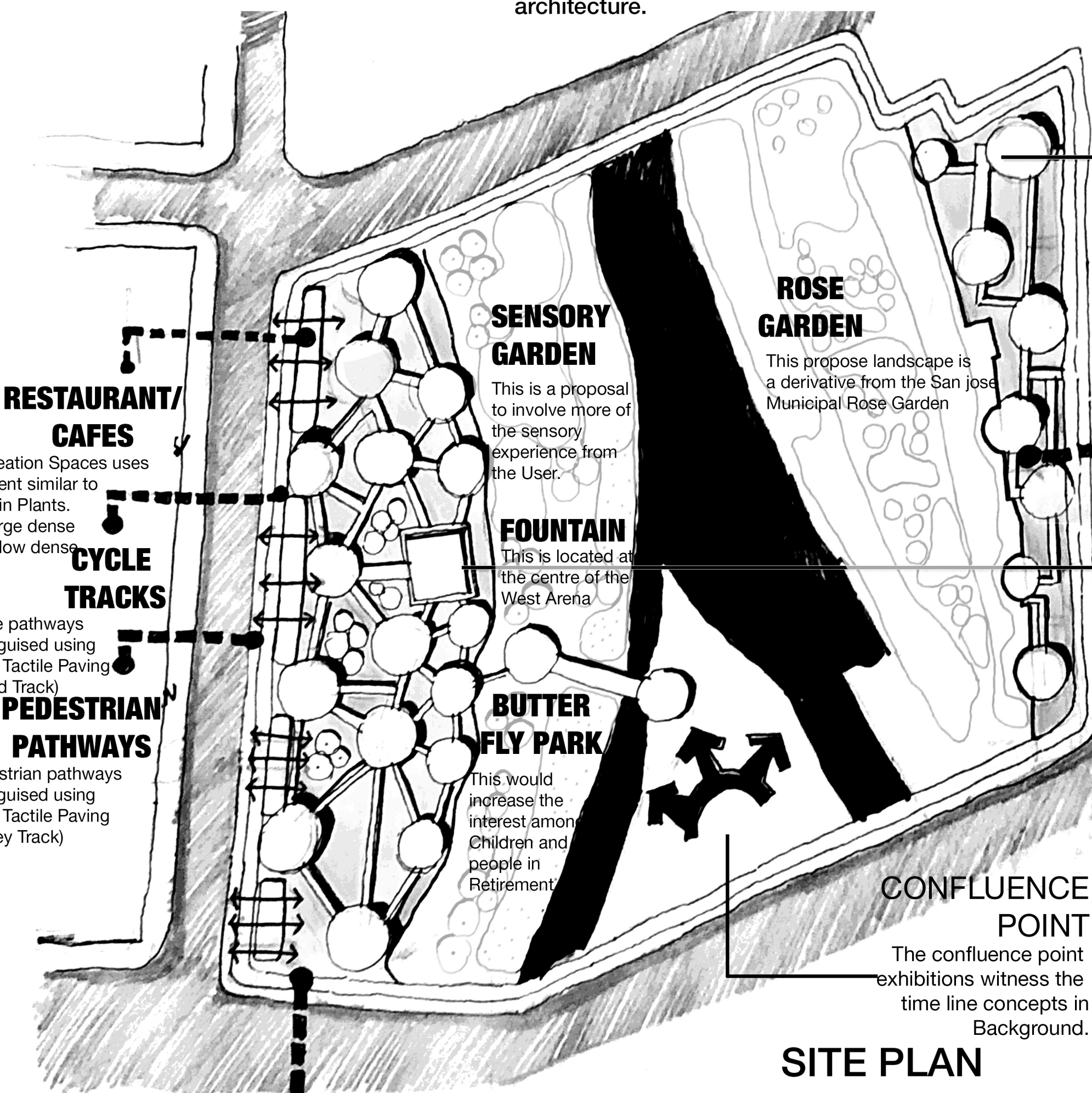
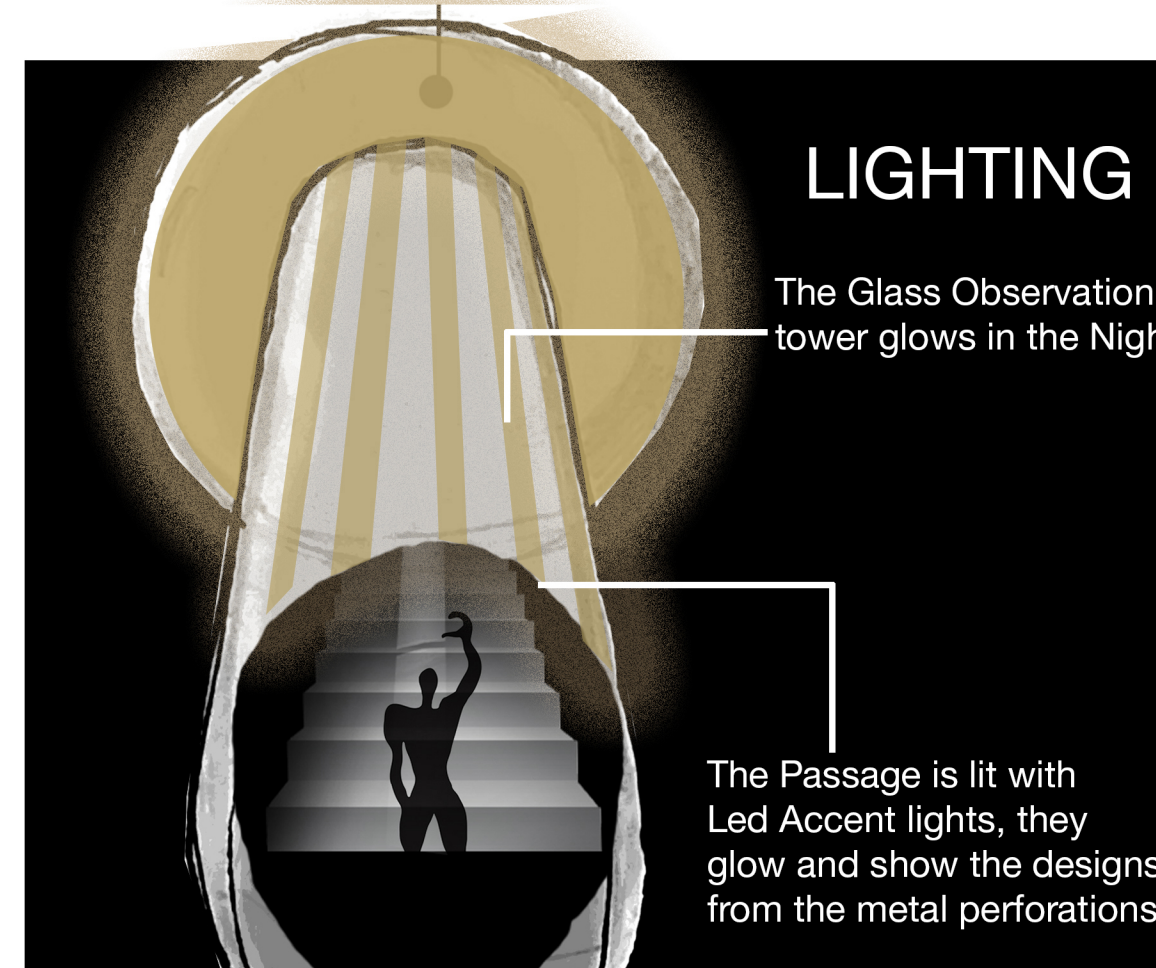
This is a photography angle from the West Arena's Entrance Area. This angle portrays the functional sculpture (Deconstructed Watchtower), behind the Trees. A figure and ground way of showing art and composition in Nature and Man made world.



LIGHTING

The Glass Observation tower glows in the Night

The Passage is lit with Led Accent lights, they glow and show the designs from the metal perforations.



SITE PLAN

SIMPLE PLANNING LEFT BRAIN

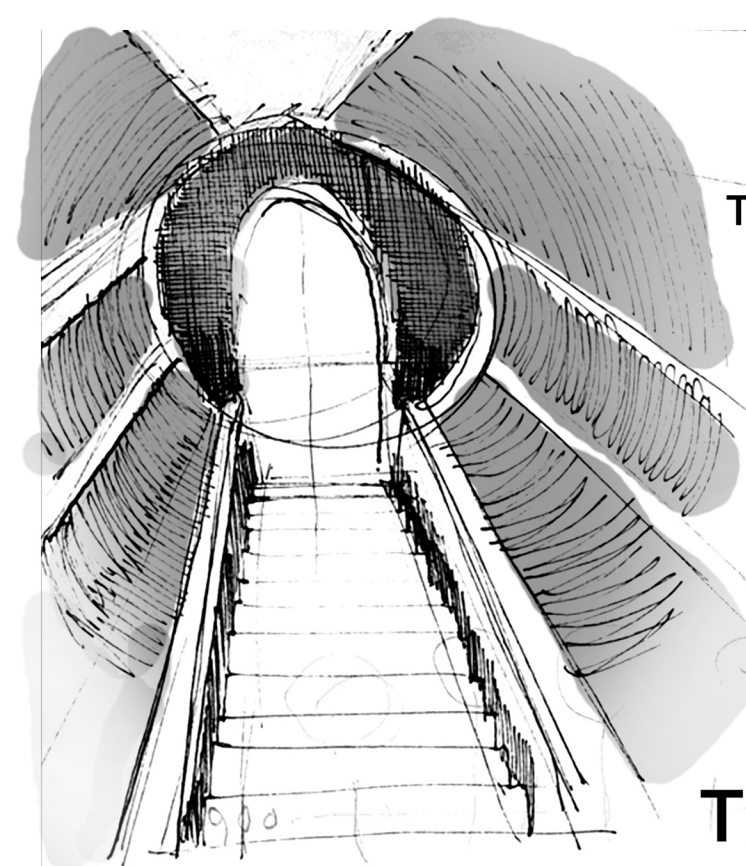


ORGANIC PLANNING/ RIGHT BRAIN



INSPIRATION

Magnetic Stick Toy



THE LEAP.

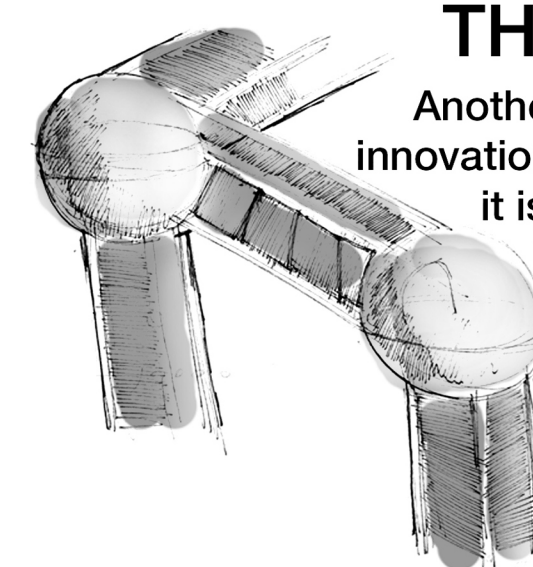
The Lights that seep inside the pathway between the metal mesh depicts the light that leads to the invention of a new dawn.

THE VISION.

The Truth behind all inventions is that the world only sees the final product. There is a long journey behind all the greatest breakthrough in Mankind. San Jose witness the success of Silicone Valley.

THE NETWORK.

Another phenomena about the innovations and inventions is that it is all connected. Its like a Network. Each invention leads route to another invention.



DECONSTRUCTED WATCH TOWER. BUILDING BLOCK

OBSERVATION
DECK/INNOVATION
GLASS FOR MAXIMUM
VIEWS



OUTER SHELL

THE HANDRAILS ARE
MADE FROM SCRAP
METAL, WOOD AND
RECYCLED E WASTE.




INNER STRUCTURE




VISTAS/ PERSPECTIVES

METAL STAIRS
FROM RECYCLED
METAL FROM SCRAP




THE CONFLUENCE POINT

The Confluence point now witness Art / Exhibition with this our concept of Linking History Of San Jose. The larger than Life meaning along with it.




STREET ELEVATION

The Street that was widely open before lacked the element of Eagerness now hides the visitors with a surprise and makes them to move inside.



STREET ENTRANCE

The new pathway is designed in such a way that every angle is a keyframe with a vision of a destination point. This creates a eagerness threshold inside the mind.



RESPECTING EXISTING ELEMENTS

Our proposal is respecting the existing elements in site. How can we put the older elements sit weird. We propose to add a familiar character around the existing elements.



PERSPECTIVE DECKS

As like the pedestrain Pathway, the Perspective decks at different levels are also following the same principles, Axis, leading lines and Lighting features (Natural and Artificial).