

OralCDx[®] Testing Update

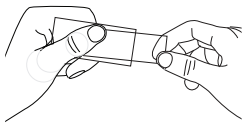
OralCDx has recently incorporated a panel of molecular markers into its analysis process. These markers help to differentiate between inflammatory and dysplastic cellular atypia.

OralCDx kits now include 2 biopsy brushes. To obtain the full benefit of molecular analysis, it is important to obtain micro-bleeding of the lesion with both of the brushes.

Overview of the Updated Technique:

BRUSH 1:

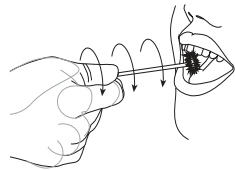
1 Prepare



Lay out all the kit parts before beginning the procedure.

We recommend pre-ripping a fixative pack and leaning it against the slide holder.

2 Brush the Lesion



Rotate the brush against the lesion until pinpoint bleeding is observed.

Pinpoint bleeding is an indication that a complete specimen has been obtained.

3 Transfer to Slide



Immediately transfer cells to the slide, using a gentle sweeping motion.

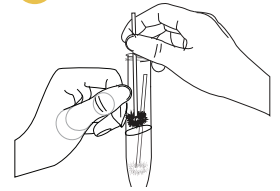
4 Fix the Slide



Using the pre-ripped fixative pack, **immediately flood the slide with fixative**. Set the slide aside to dry for 10-15 min.

A delay in fixing the slide may cause air drying, which compromises the quality of the specimen.

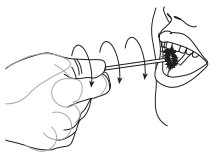
5 Insert Brush into Vial



Place the brush into the vial with the bristles submerged in the liquid solution.

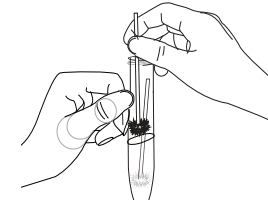
BRUSH 2:

6 Re-brush



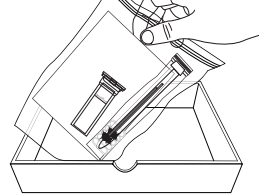
Using the second brush, re-brush the lesion until pinpoint bleeding is obtained.

7 Prepare the Vial



Add the second brush to the vial and close.

8 Package



Complete the paperwork. Package the kit components for return shipment to the lab via UPS.

Include copies of front and back of the patient's medical insurance cards with the kit paperwork.

ADDITIONAL KIT UPDATES:

New shipping method- Kits are now returned to the lab via UPS overnight.

Revised billing policy - the lab now bills the patient's medical insurance for its analysis fee (we no longer bill dental insurance).

Because OralCDx provides a specialized analysis and is not yet in-network with many insurance plans, **patients will not be responsible to pay the lab for any amount not covered by their insurance**, aside for standard co-pays and/or deductibles which their plan may require.