



WASHER  
EXTRACTORS | KARE  
GENERATION



KARE GENERATION:  
IT CARES ABOUT WHAT  
REALLY MATTERS





## INDEX

IT CARES ABOUT YOU,  
IT CARES ABOUT  
THE ENVIROMENT  
04

INNOVATION TO  
YOUR DISPOSAL  
06

A SOLUTION FOR  
EVERY CUSTOMER  
15

HIGH SPIN  
16

FAST SPIN  
17

NORMAL  
SPIN  
18



High spin (FWH)



Fast spin (FWR)



Normal spin (FWS)

IT CARES ABOUT YOU,  
IT CARES ABOUT  
THE ENVIROMENT

We present KARE, the new generation of laundry machines by Fagor Industrial. An advanced and complete series of machines designed to provide the best solution for you, because KARE cares about what is most important to you; KARE cares about the world we live in, our environment. In Fagor we care about what really matters.

With the new KARE generation we have made sure that we put all its innovative features to your disposal. The new intelligent control is user friendly and guarantees the ultimate care for your clothes. Our machines have been ergonomically designed and components have been precisely placed for the easiest maintenance. KARE cares about your comfort offering full connectivity so that you can manage your laundry from anywhere.

KARE cares about you and the environment. With a complete and consice set of features that provide an outstanding efficiency in terms of energy and water consumption KARE protects the world we live in.



INNOVATION TO  
YOUR DISPOSAL

---

## kare

GENERATION

01

### KARE CONTROL

The brain of your  
machine, under  
your control.

02

### BUILT FOR YOU

Designed for your  
well being and  
comfort.

03

### EFFICIENCY

Technological  
advances for a  
more sustainable  
machine.

KARE CONTROL

TOUCH PLUS CONTROL

01.

SMART  
BRAIN

The new Touch Plus Control offers great flexibility to the user, thanks to its multiple features: easy programming,full color 7-inch touch screen, 37 available languages, USB port for updates and the same control system for OPL washers and coin washers.

02.

PROGRAMMABLE

All our washers are equipped with a highly versatile and easy-to-use touch screen programming system with 29 preset programs. These programs can be modified during execution. Besides, you can create, export or import any number of the new programs through USB or Wi-Fi.

TOUCH PLUS CONTROL

03.


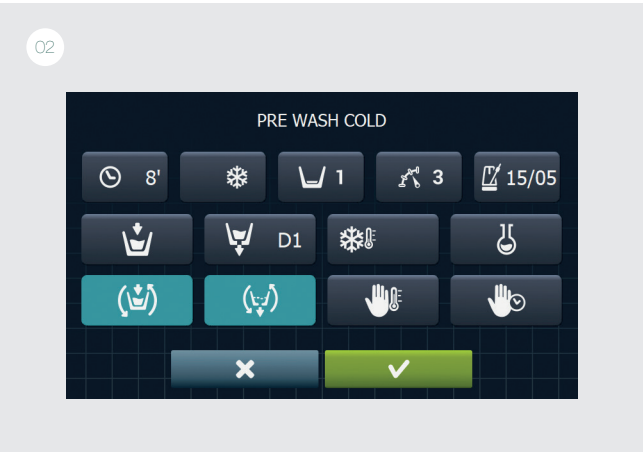
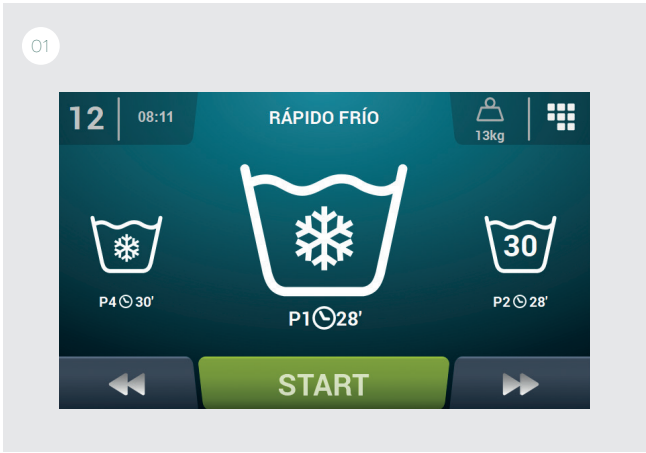
ADVERTISEMENT

Touch Plus Control screen provides the possibility of an innovative usage to increase the income prospects of self-service laundrettes and those in the public eye: advertising. Now, you can include information on timetables and prices of the washer itself or of the service on offer, as well as commercial messages from third parties, in an attractive and eye-catching manner.

04.

LIQUID  
DOSING

Dosing at the right time, with the necessary amount, gives us security during the process and homogeneity in the result. And the most important thing: tranquility. 8 dosis signals as standard + 6 extra signals (dosing time, delay, start selection) for all models.





BUILT FOR YOU

ERGONOMY

01.

BIG DOOR  
DIAMETER

The Kare generation has been designed with the criteria of user convenience. To that end, one of the factors indicated in its construction has been to give all the washing machines the biggest door dimensions on the market. This makes loading and unloading much easier and more ergonomic, particularly in the case of the large size washers.

02.

PLINTHS

Both ergonomics and aesthetics have been taken into account in the design of the plinths:  
A) Plinths for the 25, 30, 40, 60 and 80 Lbs models have been designed to keep the loading door at the same height in all models: 33.5 in. This solution makes the use of trolleys much more ergonomic and easy.  
B) In addition, plinths for the same models are available with a different design to keep the equal height in all washers, specially thought for self-service laundries.

MAINTENANCE

03.

TOUCH PLUS  
TECHNICAL MENU

The technical Touch Plus Control panel, allows a comprehensive checking of a multitude of functions: the self-diagnosis system for faults (Auto-test), alarms, restricted access areas and the storage of relevant information such as cycles, operation time, spins, etc.

04.

KARE  
MAINTENANCE

The design, simple and robust, has been focused on correct placement of each component and on the lowest possible maintenance. Access to all the components have been thought out down to the finest detail, such as the hinged front panel which enables a very easy access to the control panel.

VERSATILITY

05.

WET  
CLEANING

Fagor offers the most flexible solution in the market to implement a Wet-Cleaning solution. Machines are flexible because both washers and dryers offer the possibility to create different phases per program with all customized parameters required by the specific detergent suppliers of the wet-cleaning industry.

The business proposal is flexible as well as Fagor has cooperated in advance with the most reputed chemical companies in the world and programs for specific detergents have been pre-tested. Therefore you can continue cooperating with your preferred detergent supplier: integrating with Fagor Laundry equipment will be immediate.

06.

MAKE  
TO ORDER

The Kare range offers the possibility of personalising the machines according to each customer's specific requirements. Choose from the options available, and we deliver the machines with these options ready installed and checked in the factory.

08.

ELECTRIC ↔ HOT WATER

An electric heating model can be easily transformed into a hot water model.

07.


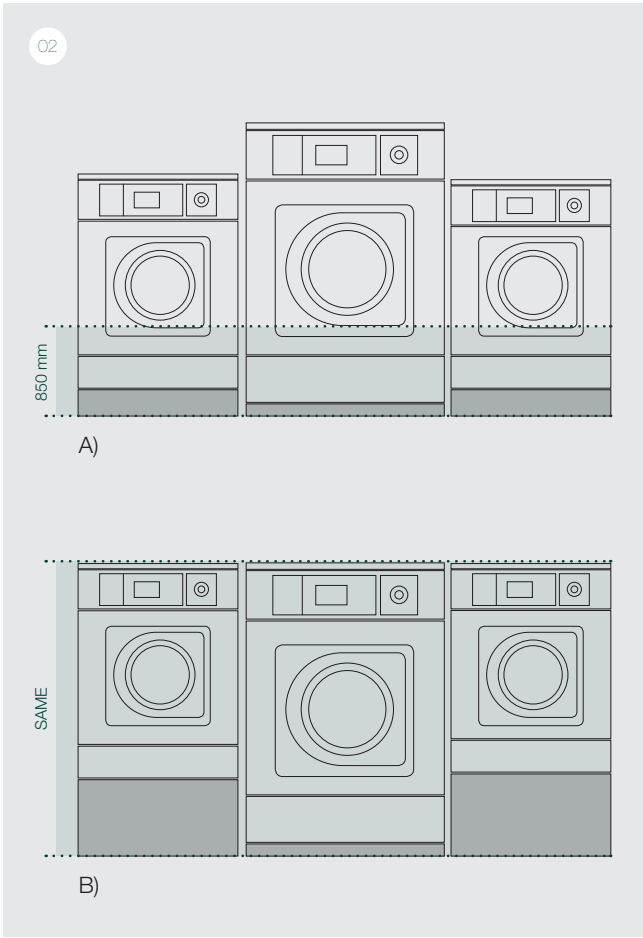
OPL ↔ COIN

The machines can be transformed from OPL to Self Service and vice versa from the TP2 control itself.

09.

DRAIN VALVE ↔ DRAIN PUMP

The machine with drain valve can be converted into a pump machine.



## EFFICIENCY

01.

INTELLIGENT  
WEIGHING SYSTEM

A system of automatic adjustment carried out by the washer itself which intelligently regulates water and detergent consumption in accordance with the load inserted. It also gives the option of indicating the weight of the load manually. This results in considerable energy, water and chemicals savings.

02.

OPTIMAL  
LOADING

Thanks to the advanced technological development of the Kare range, the machine is capable of detecting any kind of imbalance in its functioning ahead of time. In this way, once the anomaly has been corrected, the work is done more gently, which lengthens the life of the components and reduces wash times and energy expenditure.

03.

KARE RECOVERY  
SYSTEM

In line with Fagor Industrial's effectiveness and sustainability standards, all the washers from the Kare range are equipped to control the Kare Recovery System. Because we care about the environment but also about your wallet, we offer a solution that saves energy and water and reduces operation costs.

04.

HIGH  
G-FACTOR 450

Fagor washers have the highest G-Factor in the Market. This brings great advantages such as reduced linen water retention and reduced drying times. As a conclusion, operation costs are reduced and energy is saved.

05.

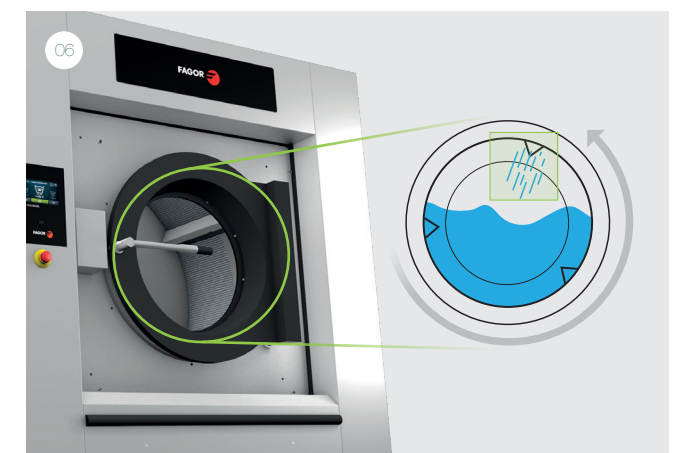
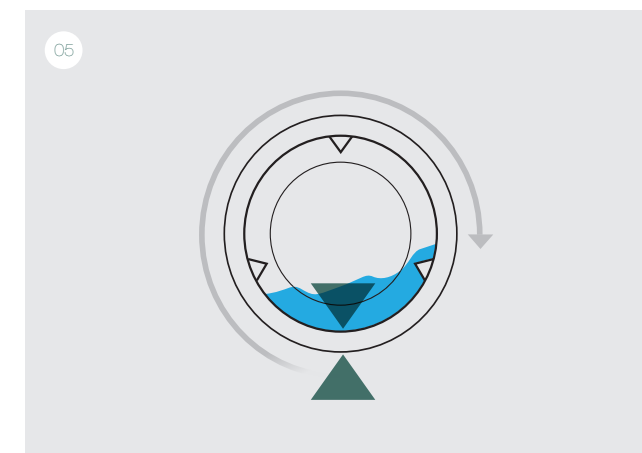
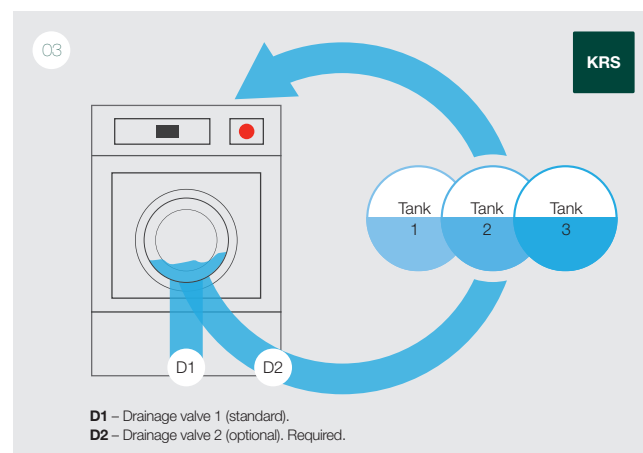
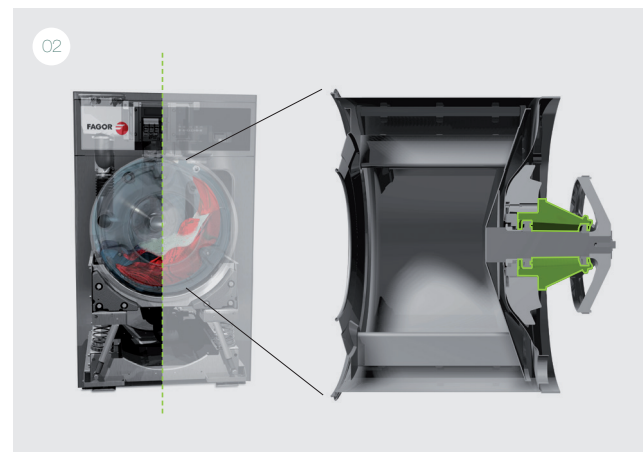
DRUM  
DESIGN

The effective design of the whole Kare washer range, based on a series of perforations made in the ribs of the drum and with minimal spaces between it and the tank, allows the energy consumption necessary to heat the water, as well as the superfluous use of chemical products, to be reduced.

06.

WATER  
CASCADE

Through a series of perforations in the paddles of the machine, a water cascade effect is achieved which increases the mechanical action of the drum during operation and greatly reduces the amount of water needed in each wash.



# A SOLUTION FOR EVERY CUSTOMER

—

FAGOR INDUSTRIAL adapts to each user's needs, offering a wide range of options.



High spin (FWH)

Fast spin (FWR)

Standard spin (FWS)

**HIGH SPIN | G-FORCE: 450 (FWH-275 G-FORCE:350)**

CONTROL TYPE	HEATING	CAPACITY							
		23-25 lbs	29-31 lbs	40-44 lbs	55-62 lbs	77-86 lbs	99-110 lbs	132-146 lbs	265-298 lbs
Touch Plus Control (TP2)	Electric, hot water and steam	FWH-25 TP2	FWH-30 TP2	FWH-40 TP2	FWH-60 TP2	FWH-80 TP2	FWH-100 TP2	FWH-135 TP2	FWH-275 TP2
Touch Plus Control (TP2) Vended	Electric and hot water	FWH-25 TP2	FWH-30 TP2	FWH-40 TP2	FWH-60 TP2	FWH-80 TP2	-	-	-

1. Electric. Voltage: 208-240V / 50-60Hz / 3  
2. Steam & Hot Water. Voltage: 208-240 V / 50-60Hz / 1 (Up to 60 lbs.) & 208-240V / 50-60Hz / 3 (From 80 lbs. on)

**FAST SPIN | G-FORCE: 300**

CONTROL TYPE	HEATING	CAPACITY			
		23-25 lbs	29-31 lbs	40-44 lbs	55-62 lbs
Touch Plus Control (TP2)	Electric, hot water and steam	FWR-25 TP2	FWR-30 TP2	FWR-40 TP2	FWR-60 TP2

1. Electric. Voltage: 208-240V / 50-60Hz / 3  
2. Steam & Hot Water. Voltage: 208-240 V / 50-60Hz / 1

**NORMAL SPIN | G-FORCE: 200 (FWS-135 G-FORCE: 150)**

CONTROL TYPE	HEATING	CAPACITY					
		23-25 lbs	29-31 lbs	40-44 lbs	55-62 lbs	77-86 lbs	132-146 lbs
Touch Plus Control (TP2)	Electric, hot water and steam	FWS-25 TP2	FWS-30 TP2	FWS-40 TP2	FWS-60 TP2	FWS-80 TP2	FWS-135 TP2
Touch Plus Control (TP2) Vended	Electric and hot water	FWS-25 TP2	FWS-30 TP2	FWS-40 TP2	FWS-60 TP2	FWS-80 TP2	FWS-135 TP2

1. Electric. Voltage: 208-240V / 50-60Hz / 3  
2. Steam & Hot Water. Voltage: 208-240 V / 50-60Hz / 1 (Up to 80 lbs.) & 208-240V / 50-60Hz / 3 (135 lbs.)



# HIGH SPIN

G - FACTOR = 350/450



- SKIN PLATE
- EFFICIENT MIX
- BALANCE CONTROL
- TOUCH PLUS CONTROL
- MULTI-CHOICE INLET
- KARE CLEANING
- MAINT. CARE
- OPTIMIZED DRUM
- OPTIMAL CONSUMP.
- AUTO WEIGHT

MAXIMUM EFFICIENCY, ENERGY SAVING AND ENVIRONMENTALLY FRIENDLY.

**01.**  
Especially designed for those laundries where the quality of the process and the energy and water saving are a priority. The new FAGOR INDUSTRIAL high spin washer extractors offer a top performance and a renovated look to meet the needs of the most demanding customers.

**02.**  
Its advanced design and technology, together with its wide range of options and accessories, have an important effect on the energetic efficiency and on water and chemicals saving, reducing its production costs and increasing the business productivity.

**03.**  
This type of high spin washer extractors (G-Factor: 350 to 450) drastically reduce the residual moisture after the washing process, thus allowing important savings in the process that follows such as drying and ironing. The simple and quick installation and the minimum space required for its use and maintenance are a key advantage compared to other ranges.




**04.**  
**TILTING**  
Front and back tilting system for an easy and quick loading / unloading in big capacity machines (135 and 275 lbs).

- |   |  |   |
|---|--|---|
| <b>FEATURES</b> <ul style="list-style-type: none"><li>- High spin soft mounted washer extractors, G Factor: 350 to 450 and spinning speeds between 680 and 1245 rpm depending on model. Easy installation, no need of anchoring to the floor and reduced costs.</li><li>- Skin plate look, jacket and drum made in stainless steel.</li><li>- Traceability – storage of data.</li></ul> | <b>OPTIONS</b> <ul style="list-style-type: none"><li>- Double drain kit allow the recovery of the water, with important savings.</li><li>- Feet (for models 25 to 80).</li><li>- Drain pump kit (25 and 30 lbs).</li><li>- Bottom cover for 100, 135 and 275 lbs washers and plinth for 25, 30, 40 and 60 lbs models.</li><li>- Double heating electric-steam kit.</li></ul> | <ul style="list-style-type: none"><li>- Tilting System – both forwards and backwards for an easy loading / unloading in 100, 135 and 275 lbs models.</li><li>- Weighing sensor System on feet (Not compatible with Tilting system).</li><li>- 6 extra signals for automatic liquid dosing.</li><li>- Ship voltage: 440 V III No neutral 50/60 Hz.</li></ul> |
|---|--|---|

# FAST SPIN

G - FACTOR = 300



- SKIN PLATE
- EFFICIENT MIX
- BALANCE CONTROL
- TOUCH PLUS CONTROL
- MULTI-CHOICE INLET
- KARE CLEANING
- MAINT. CARE
- OPTIMIZED DRUM
- OPTIMAL CONSUMP.

MAXIMUM PERFORMANCE AND YIELD

**01.**  
It is designed for those professionals who need a **machine with a top performance and a competitive price**, or who need a hard mounted machine, like self-service laundries or ships.

**02.**  
FAGOR INDUSTRIAL fast spin washers (G factor= 300) stand out for their high levels of water extraction, very low noise level and vibration-free operation.

**03.**  
These heavy-duty models allow a minimum energetic cost with the help of an efficient programming and the imbalance control through the frequency inverter. Their strong tubular construction and long-lasting components make these machines of the utmost reliability.

- |   |   |   |
|---|---|---|
| <b>FEATURES</b> <ul style="list-style-type: none"><li>- Hard mounted fast spin washers, with a G Factor = 300 and spinning speeds between 714 and 820 rpm depending on model. Installation on a concrete plinth and a metallic base (base comes with the machine).</li><li>- Skin plate look, jacket and drum made in stainless steel.</li><li>- Installation on a concrete plinth and a metallic base (anchoring base optional).</li><li>- Traceability – storage of data.</li></ul> | <b>OPTIONS</b> <ul style="list-style-type: none"><li>- Anchoring base as an option for correct fixation to the floor.</li><li>- Double drain kit allow the recovery of the water, with important savings.</li><li>- Drain pump kit (25 and 30 lbs).</li></ul> | <ul style="list-style-type: none"><li>- Double heating electric-steam kit.</li><li>- 6 extra signals for automatic liquid dosing.</li><li>- Ship voltage: 440 V III without neutral - 50 / 60 Hz.</li></ul> |
|---|---|---|

## NORMAL SPIN

G - FACTOR = 200



RELIABLE, ROBUST AND AFFORDABLE

This range is specially designed and conceived for those markets and customers who look for a simple washer: hard-mounted, with a G factor of 100, **these models stand out for their energetic efficiency and low degree of detergents and water consumption.**



### FEATURES

- Hard-mounted normal spin machines, with a G Factor of 200 and spinning speeds between 458 and 538 r.p.m. depending on model.
- External case, jacket and drum made in stainless steel.
- Installation on a concrete plinth and a metallic base (anchoring base optional).
- Traceability – storage of data.

### OPTIONS

- Anchoring base as an option for correct fixation to the floor.
- Kit bomba de desagüe (25 and 30 lbs).
- Drain pump kit (25 and 30 lbs).
- 6 extra signals for automatic liquid dosing.
- Ship voltage: 440 V without neutral - 50 / 60 Hz.
- Drum holes diameter Ø 8 mm (Sluice washer).

## WASHERS SELF-SERVICE



### YOUR BUSINESS IS OUR CONCERN

The FAGOR INDUSTRIAL washer extractors are specially designed to be used for self-service businesses.

This is available both for soft mount machines FWH and rigid machines FWR and FWS. The machines can be easily transformed from OPL to Self Service from the Touch Plus Control itself.



**FAGOR COMMERCIAL, Inc.**

13105 NW 47th Avenue, Opa Locka, FL, 33054

T. (+1) 305 779 0170 | 866 GO FAGOR

info@fagorcommercial.com

www.fagorcommercial.com



ISO 9001

