

A hand is holding a smartphone in the foreground, with the screen showing a street scene with several cars driving away. The entire image has a blue tint. The Yojee logo is centered over the phone's screen.

Yojee™


DOWNLOAD THE APP

DRIVER APP

AVAILABLE ON



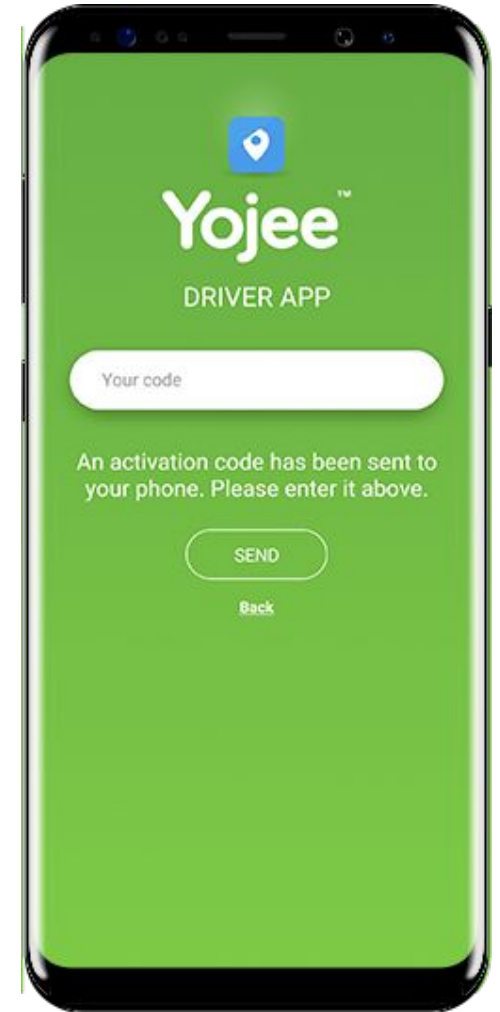
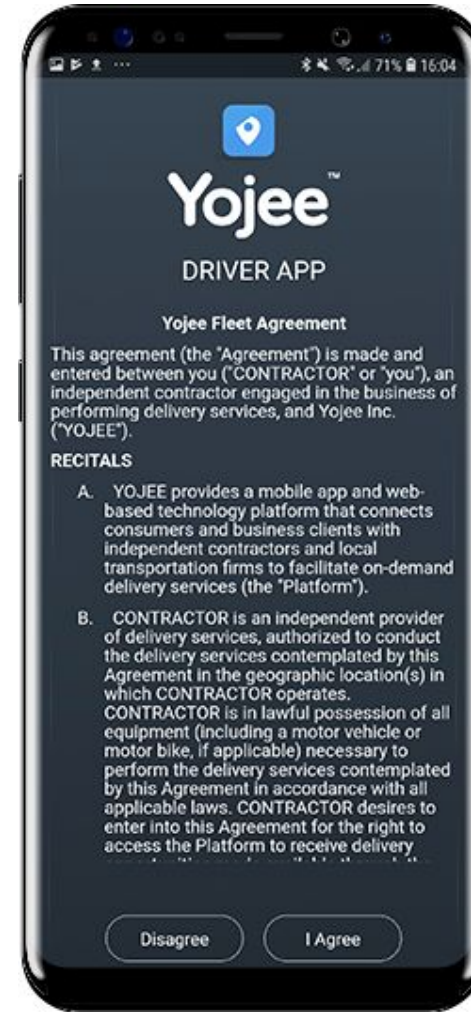
- Head to the [Google Play](#) or [Apple App Store](#) to download the Drive Yojee V2 App
- Once the app has been downloaded, open the app on your mobile device to get started



LOGIN TO THE APP

DRIVER APP

- Enter your mobile number then click “Login”
- Read through the Yojee Fleet Agreement then select “I Agree” to proceed
- Enter the activation code sent to your mobile device



DRIVER APP WALKTHROUGH

- The following [link](#) provides a video walkthrough for the driver app

