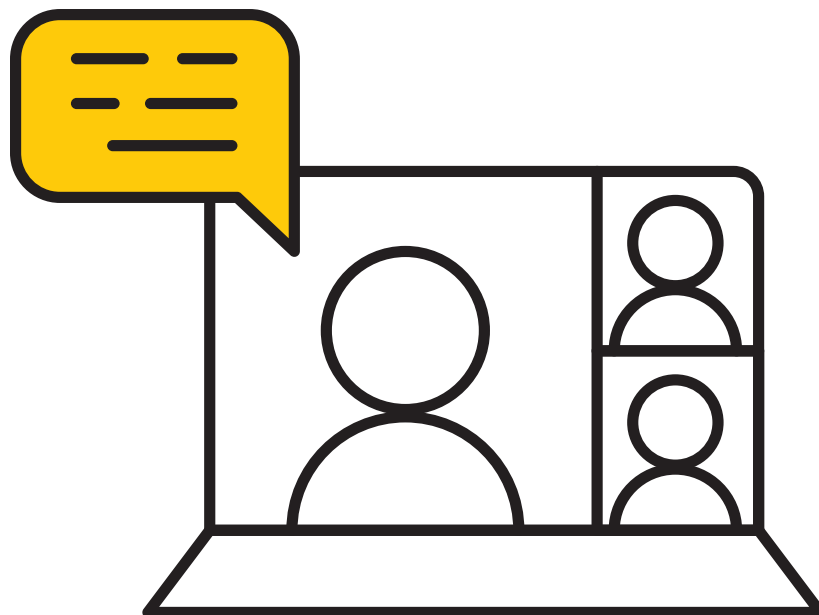




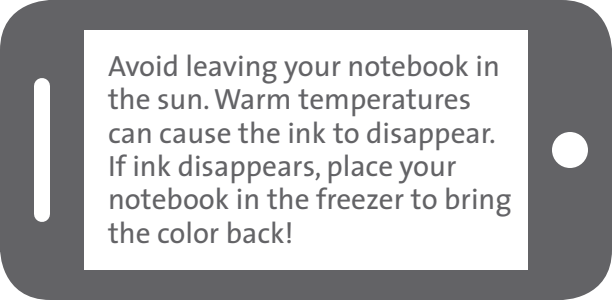
Reusable & Virtual Notebook

for the hybrid classroom



Directions for using your reusable notebook:

- **Only use a FriXion pen.**
- Allow **15 seconds** for the ink to bond to the page to prevent smudging.
- Use a smart phone or tablet to **take a photo or scan.**
- Refer to your teacher's instructions for how and where to **save and send the file.**
- After the file is sent, **erase the page** with a damp microfiber cloth.
- **Keep your notebook clean** between use. The notebook can be used over and over again!

A graphic of a smartphone with a white screen and a dark grey border. The screen contains text about avoiding heat.

Avoid leaving your notebook in the sun. Warm temperatures can cause the ink to disappear. If ink disappears, place your notebook in the freezer to bring the color back!

Copyright © 2020 by Read Side by Side

ISBN: 978-1-7923-4794-8

All rights reserved. No part of this book may be transmitted in any form or by any means, electronic or mechanical, including photocopying, recording, or by any information storage or retrieval system, in part, in any form, without the permission of the author.

Requests for such permissions should be addressed to:



Read Side by Side
2125 196th Street SW, #101
Lynnwood, Washington 98036
www.readsidebyside.com

Table of Contents

Blank Page / White Board	2
Graph Page.....	3
Bullet List.....	4
Number List.....	5
T-Charts.....	6
Evidence Collection Boxes.....	10
Thinking Stems	12
Notes / Writing	14
Vocabulary Routine.....	16
Text Dependent Questions.....	17
Quadrant Chart	18
Blurb / Narrative Writing Map 1	19
Narrative Writing Map 2.....	20

BLANK PAGE / WHITE BOARD

(Name)

(Date)

(File Name)

(Title)


GRAPH PAGE

(Name)

(Date)

(File Name)

(Title)



BULLET LIST

(Name)

(Date)

(File Name)

(Title of List)

- _____

- _____

- _____

- _____

- _____

- _____

- _____

- _____

- _____

- _____

- _____

- _____

NUMBER LIST

(Name)

(Date)

(File Name)

(Title of List)

1. _____

2. _____

3. _____

4. _____

5. _____

6. _____

7. _____

8. _____

9. _____

10. _____

T-CHART 1

(Name)

(Date)

(File Name)

(Title of Chart)

T-CHART 2

(Name)

(Date)

(File Name)

(Title of Chart)

T-CHART 3

(Name)

(Date)

(File Name)

(Title of Chart)

T-CHART 4

(Name)

(Date)

(File Name)

(Title of Chart)

EVIDENCE COLLECTION BOX 1

(Name)

(Date)

(File Name)

Main Idea / Author's Message:

Evidence:
Page # _____
Page # _____
Page # _____
Page # _____
Page # _____

EVIDENCE COLLECTION BOX 2

(Name)

(Date)

(File Name)

Main Idea / Author's Message:

Evidence:
Page # _____
Page # _____
Page # _____
Page # _____
Page # _____

THINKING STEMS

(Name)

(Date)

(File Name)

STEM 1: General Thinking

When the book said _____

I was thinking _____

because _____ .

This helps me understand _____ .

STEM 2: Prediction

When the book said _____

I made a prediction. I think _____

because _____ .

STEM 3: Important Idea / Detail / Message

When the book said _____

I thought this was an important

- Idea
- Detail
- Message

because _____ .

This helps me understand _____ .

STEM 4: Empathy

When the book said _____

I felt _____ because _____ .

This helps me understand _____ .

THINKING STEMS CONTINUED

(Name)

(Date)

(File Name)

STEM 5: Compare / Contrast

One way _____ and _____ are alike / different is

_____.

This makes me think _____.

STEM 6: Cause and Effect

I think _____

caused _____.

This helps me understand _____.

STEM 7: Author's Message

When the book said _____

I thought the author was trying to tell me _____.

This helps me understand _____.

STEM 8: Response

I agree / disagree with the idea that _____

_____.

I think _____

because _____.

STEM 9: Make Your Own!

(Name)

(Date)

(File Name)

Target Word:

Page #: _____

What it is...

What it is not...

I'd probably find this word in these contexts (places, events, people, situations):

Text to World

I'll remember this word by connecting it to:

(word, phrase, sketch)

TEXT DEPENDENT QUESTIONS

(Name)

(Date)

(File Name)

<p><i>Restate the question.</i></p> <p>_____</p>
<p>Answer the question.</p> <p>_____</p> <p>_____</p>
<p>Cite evidence from the text.</p> <p>_____</p> <p>_____</p>
<p>Explain how the evidence supports your answer.</p> <p>_____</p> <p>_____</p>

<p><i>Restate the question.</i></p> <p>_____</p>
<p>Answer the question.</p> <p>_____</p> <p>_____</p>
<p>Cite evidence from the text.</p> <p>_____</p> <p>_____</p>
<p>Explain how the evidence supports your answer.</p> <p>_____</p> <p>_____</p>

QUADRANT CHART

(Name)

(Date)

(File Name)

(Title of Chart)

1	2
3	4

BLURB / NARRATIVE WRITING MAP 1

(Name)

(Date)

(File Name)

(Title of Chart)

Main Character			
Secondary Character(s)			
Setting	<u>Time</u>	<u>Place</u>	<u>Circumstance</u>
Problem/ Conflict			
Question / Prediction			

NARRATIVE WRITING MAP 2

(Name)

(Date)

(File Name)

Q1	<i>How does the problem start?</i> <hr/> <hr/> <hr/> <hr/>
Q2	<i>How does the problem continue? How does the main character feel?</i> <hr/> <hr/> <hr/> <hr/>
Q3	<i>What causes the main character to change? How does the main character change?</i> <hr/> <hr/> <hr/> <hr/>
Q4	<i>How is the problem resolved? What does the main character learn?</i> <hr/> <hr/> <hr/> <hr/>



Literacy Publications, LLC & Consulting





Additional Resources

Read Side by Side offers additional resources and supports for students, teachers and parents including:

- Curriculum guides
- Student materials
- Trade books
- Downloadable resources; and
- Home reading kits

Visit our website to find out more:

www.readsidebyside.com





www.readsidebyside.com

ISBN 978-1-7923-4794-8



5 2 5 0 0



9 781792 347948