

How to Build an Igloo

SAFETY FIRST: Ask an adult to help with tools you haven't used before.



The best-known snow shelter is the igloo. A brilliant use of engineering and resources, this simple dome made out of snow blocks is both strong and versatile.

Arctic cultures such as the Eskimo and the Inuit developed it, and over time they came up with a hundred tricks to make the shelter more comfortable and sturdy, including making the entrance small (to help keep heat in) and melting the inside of the dome and letting it refreeze (for increased strength).

BUILDING AN IGLOO

Get the App!

We've opened up free access to a whole year of *Scout Life* on our app. Download it today!



ADVERTISEMENT

What's Hot




10 Tips to Become a Chess Champ



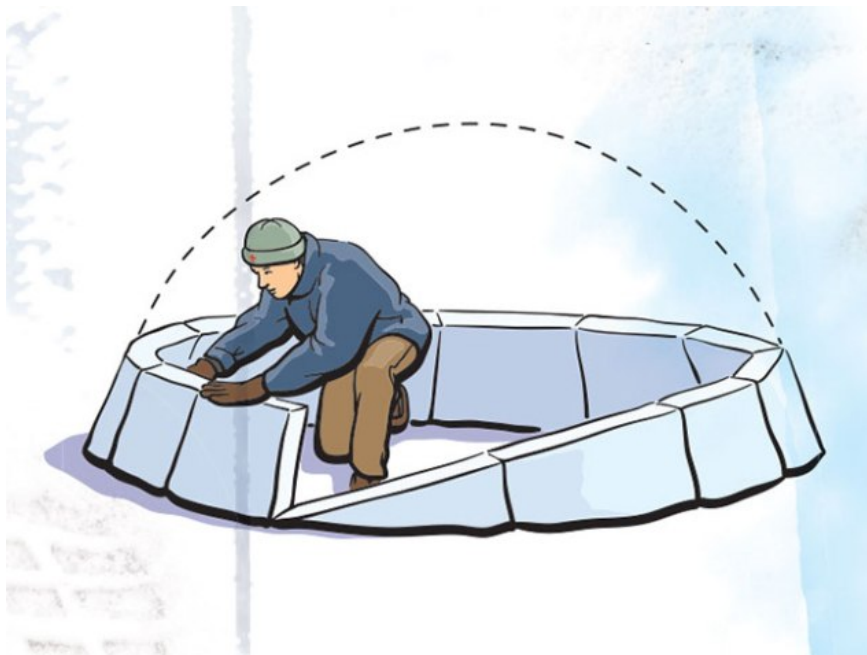
Use Science to Build the Fastest Pinewood Derby Car




Pee Wee's Mini Derby



How to Make a Plaster Cast of Animal Tracks in the Snow



Diameter: Not to exceed 10 feet. Anything bigger would require a perfect dome, which is next to impossible to construct in the field.



Materials: Top layers of dry powder won't work. Pack mounds of snow until they harden, or cut blocks of snow from the depth where your feet stop sinking.



How to Buy a Great Pair of Hiking Boots



9 Things to Know About the Night Sky



Get Inspired by These Awesome Pinewood Derby Car Designs of 2020



Make Your Own Homemade PVC Snowshoes



How to Make a Face Mask Using a Scout Neckerchief



Write a Funny Caption For This Photo



How to Make a Fast Pinewood Derby Car

Subscribe Today!

Subscribe today to get *Scout Life* magazine delivered to your house.

Order online or by phone at (866) 584-6589.




Digital Edition

Download the free *Scout Life* app from your device's app store.




This Month's Issue

Peek inside the January-February 2021 issue.



Entrance: Build a door in the ground, about 18 inches lower than the ground inside the igloo, and tunnel below the wall into the igloo. For proper ventilation, never seal or close the entrance.



Walls: Cut the blocks into a spiral layer, leaning one block against the next. Keep the interior wall smooth so moisture can run down the side of the wall, instead of dripping from the ceiling. Include a vent hole to allow for better circulation.




Check This Out!



[What's More Fun Than Winter](#)



[How to Buy the Right Tent for Your](#)



[Illinois Scouts Brave the Slopes for](#)

[First Class 1a](#) [First Class Rank Requirements](#) [Second Class 1a](#)[Second Class Rank Requirements](#) [Snow shelters](#) [Winter](#) [Winter Camping](#)

Submit a Photo of Your Project

Your first name

Tell us about your project

Photo upload

 no files selected

[Submit Photo](#)

Important Note: Please only upload photos of your project. Because of privacy rules, we can't post any photos that show people's faces. Always ask for your parent's permission before uploading anything to a website.

48 Comments on How to Build an Igloo

November 21, 2020 at 12:53 pm [Reply](#)

Sad, we do not get a lot of snow in Texas. About less than one inch per year!!

May 21, 2019 at 3:40 pm [Reply](#)

I am going to make a book about this! It is a good information source.

December 11, 2018 at 6:03 pm [Reply](#)

I'm going to try this sometime soon, I've always wanted an igloo!

October 3, 2018 at 1:52 pm [Reply](#)

i dare you to....

March 24, 2018 at 6:38 am [Reply](#)

Hey terminator, Florida will shutdown with 1 inch of snow . I live in Pennsylvania, we get great snow ❄️.

March 17, 2018 at 1:36 am [Reply](#)

I enjoyed a lot learning how to make an igloo but it should be more specific about the steps to make an igloo. But it was nice and the 2nd best site to learn to make an igloo and thanks a lot.

March 2, 2018 at 3:02 am Reply

My sister and I made it. It was amazing.

December 19, 2017 at 10:09 am Reply

This is awesome 🌞

March 14, 2017 at 9:01 am Reply

Can you build an igloo with 16 inches of snow?

December 23, 2016 at 10:53 am Reply

i agree with snowbird also but this does look fun glad i live in utah

March 2, 2015 at 8:56 am Reply

Cool, when you have snow.

February 18, 2015 at 12:03 pm Reply

wish we had more than 2 inches of snow 😞

January 31, 2015 at 2:31 pm Reply

COOL! But no snow in GEORGIA:(

January 15, 2015 at 10:27 am Reply

That is a amazing igloo. It shows how well it is made.

December 27, 2014 at 7:29 pm Reply

Boo

December 9, 2014 at 8:29 am Reply

I agree with snowbird to. I really want to make a snow cave! It's almost Christmas! What do you guys think?

July 23, 2014 at 4:59 pm Reply

IGLOOS ARE NICE TO MAKE WHEN YOU HAVE A LOT OF TIME, BUT FOR CAMPING, TRY MAKING A SNOW CAVE!

October 24, 2014 at 12:54 pm Reply

i agree with snowbird

February 29, 2020 at 8:55 am [Reply](#)

Yes! Snow caves are much better in deep snow because you can just cut into the snow and basically dig a giant hole.

February 6, 2014 at 8:29 pm [Reply](#)

it snowed 6 inches in my city

January 6, 2014 at 11:13 am [Reply](#)

Girls can do it too

January 4, 2014 at 6:23 pm [Reply](#)

Really nice to know! Good effort.

December 30, 2013 at 5:49 pm [Reply](#)

Tried this with my brother it works nice and warm inside

December 18, 2013 at 7:26 pm [Reply](#)

cool it works me and my sis did it and it looks so cool

December 16, 2020 at 9:52 am [Reply](#)

thats cool another way is make a pile of snow and just hollow it out

December 16, 2013 at 9:45 am [Reply](#)

That would probably work if it snowed more than 2 inches here!

December 14, 2013 at 8:30 pm [Reply](#)

That's so cool

November 23, 2013 at 12:16 pm [Reply](#)

I kinda need 22" of snow for that.

October 22, 2013 at 8:31 pm [Reply](#)

looks hard to make if you only get up 2 2ft of snow



April 24, 2014 at 11:26 pm [Reply](#)

well, we don't get any snow!

October 22, 2013 at 7:54 pm Reply

awsome works great i love i do it every winter

February 2, 2013 at 4:32 pm Reply

Awesommee! Dude best igloo making guide ever!! Whhoo hoo

January 29, 2013 at 6:53 pm Reply

Cool, it seems to keep your body heat in it

January 27, 2013 at 10:46 pm Reply

My boys used 1 gal ice cream buckets packed full of snow to build their igloo and it was so great the local paper published a picture of it.

January 27, 2013 at 7:46 am Reply

I hope OH gets a little more snow this year so that I can try this.

January 26, 2013 at 7:41 pm Reply

That would be awesome(:

January 25, 2013 at 5:51 pm Reply

it's AWESOME!

January 25, 2013 at 4:23 pm Reply

i cannot wait to try this!

January 25, 2013 at 3:21 pm Reply

it is awesom that we get snow in Mi

January 23, 2013 at 5:00 pm Reply

I would like to try it if we ever get enough snow Here in RI.

January 22, 2013 at 7:29 pm Reply

I wish there was more snow here in Minnesota so I could try this

March 24, 2013 at 1:20 pm Reply

I just left Minnesota. looks like you got your wish!

January 20, 2013 at 6:14 pm Reply

Awesome, I used it and it worked!!!!!!!!!!!!!!

January 13, 2013 at 8:00 pm Reply

I wish it snowed in TX more. I would like to try it.

January 20, 2013 at 1:10 pm Reply

if it does not get to cold in tx then i would like to move there!

January 5, 2013 at 8:49 pm Reply

never tried it before:]

January 5, 2013 at 7:47 am Reply

It snows alot here in MA

January 4, 2013 at 5:22 pm Reply

Doesnt everyone wish there was snow in FL then on some days we wont have any school and only a whole day of playing in the snow and just having some fun

« 1 2 3 4

Leave a Comment

Please don't use your real name.

Comment

Nickname

Post Comment

Now on Scoutlife.org

Scout Life magazine

Follow Scout Life

Join Scouting

Scoutlife.org

Games

Jokes

Outdoors & Gear



Contact Scout Life

Hobbies & Projects

Scouts

Contests and Giveaways

Subscribe



Subscribe today!

ONLINE: scoutlife.org/contact-us

PHONE: ☎ 866-584-6589

MAIL: 1325 W. Walnut Hill Lane, P.O. Box
152401, Irving, TX 75015-2401

Visit beascout.org to find out how you
can get involved in Scouting.

[Subscribe](#) [Subscriber Services](#) [Archives](#) [Contact Us](#) [Advertise](#) [Join Scouting](#) [Privacy Policy](#)