

# *Escape 5.0*



# ABOUT THE ESCAPE 5.0

**The Escape 5.0 is our tandem axle fifth-wheel trailer.** All Escape travel trailers are manufactured with a 100% molded fiberglass body creating a true lightweight trailer, with dry weights starting at 3910 lbs. for the E5.0. The E5.0 comes standard with a large two-person bed in the front, full wet bath, and a dinette that converts to a two-person bed in the rear.

The frame of the E5.0 is constructed with box steel and a rubber ride torsion axle suspension creating a solid foundation for a smooth ride. The interior is professionally crafted with your choice of standard Maple, Contemporary, or one of 9 available upgrade cabinetry finishes. Paired with large windows, high-quality vinyl flooring, and a distinctive insulated vinyl headliner and wall covering, every



detail is designed for comfort and longevity.

Every Escape trailer includes a long list of standard features and an extensive options list available for even more personalization. Every trailer also comes with a limited two-year warranty. The body of the trailer is constructed from top and bottom of fiberglass shells which are bonded together with glass reinforced fiber to create a true one-piece unit.

The roof has a raised dome allowing water to run off rather than pooling. This greatly reduces any chance of water penetration while maintaining a strong, long-lasting lightweight trailer.

The Escape's aerodynamic and lightweight design eliminates the need to invest in a large towing vehicle in contrast to a conventional RV trailer. The Escape 5.0 is a tandem axle fifth-wheel trailer designed to be towed by a standard half-ton pickup truck.

Our customers are pleased that Escape trailers offer abundant

interior storage space, especially in the large overhead cabinets.

Light-coloured hygienic wall coverings and large windows throughout each unit creates the feel of a more roomy, bright space.

Escape trailers utilize real wood for cabinet doors and plywood for tables, countertops, and the floor.









# E5.0 BASE FEATURES

## CHASSIS

- x2 3500 lb Torsion Rubber Ride Suspension
- 4 Balanced 15" Radial Tires & Steel Rims (8 ply)\*
- Full Size Spare Tire with Cover
- Electric Brakes
- EZ-Lube Axles
- Rear Stabilizer Jacks
- 2 Independent Power Landing Gears

## EXTERIOR

- Manual Awning\*
- Thermal Double Glazed Framed Windows with Screens\*
- Frameless Split Opening Rear Window
- Dual 20 lb. OPD Propane Tank with Auto Change Regulator & Cover
- Propane Quick Connect
- Sewer Hose & Storage Compartment
- Winterizing T-Valve
- LED Exterior Porch Lights\*
- Exterior Bubble Levels
- Exterior Access Hatch\*
- Exterior Grab Handle
- Single Entry Step\*
- Mud Flaps
- 2" Bike Rack Receiver (150 lb Capacity)
- Break-Away Switch
- Sand pads

## INTERIOR

- 12,000 BTU Furnace
- Two-way Hot Water Tank (Propane & 120V)
- 2 Roof Vents (Front vent is a Maxx Fan)
- 7 cu.ft. Fridge\*
- 2 Burner Flush Mount Stainless Steel Cooktop with Glass Cover\*
- Stainless Steel Sink, Faucet & Formica Sink Cover \*
- 12V Demand Water System
- Custom Maple, or Contemporary Interior\*
- Formica Counter & Tabletops – 5 choices\*
- High Grade Rolled Vinyl Flooring – 5 choices\*
- Fabric for seats and cushions – 6 choices\*
- Microwave Ready Cabinet\*
- Wrap Around Overhead Compartments
- Under Seat Storage
- Kitchen Window Over Sink
- 2 LED Captain's Reading Lamps in Bed Area\*
- Screen Door
- Draw Down Window Shades with Valances
- 4" High Density Cushions
- 8" Plush Mattress
- Power Bathroom Vent
- Fiberglass Enclosed Bathroom w/Shower
- Recessed Mirrored Medicine Cabinet
- Monitor Panel with Holding Tank Level Indicator & Battery Strength Indicator\*

## ELECTRICAL

- 55 Amp Converter/Battery Charger
- AGM Sealed Lead-Acid Batteries 220Ah\*
- 25'-30 Amp Power Cord\*
- 120V Interior Outlets\*
- Battery Isolator Switch
- 120V Exterior Outlet\*
- 12V/USB Interior Outlet\*
- LED Interior & Exterior Lighting
- 25'-30 Amp Removable Power Cord
- Electrical Management System with Surge Protector

## SAFETY/FIRE

- Carbon Monoxide/Smoke Detector
- Fire Extinguisher
- Oversized Emergency Exit Window (bug screen not included)
- Emergency Hatch in Bed Area
- Propane Detector
- Rear Upper Brake/Signal Lights



**\*ITEM AVAILABLE FOR OPTIONAL UPGRADE**



# E5.0 OPTIONS

## OFF GRID POWER

- AGM Sealed Lead-Acid Battery (220Ah)
- Two Lithium Ion Batteries (100Ah)
- Inverter 1500W (Includes transfer switch and all outlets)
- 200W Solar Panel with MPPT Controller Display
- Additional 200W Solar Panel
- Pre Wire for Solar with Roof Mount MC4 Connector (not required if solar panel option selected)
- Solar Port wired to Charge Controller

## Victron Energy Power Package Including:

- 3000VA Multiplus Inverter Charger with remote switch, 100/50 Smart Solar MPPT Controller
- Smart Shunt Battery Monitor, Touchscreen Display
- DC to DC Smart Charger
- Two or Three 200W Solar Panels with Charge Controller
- 85 Amp Power Converter
- 30 Amp AC Distribution Panel
- 2 or 4 Lithium Ion Batteries\*

## COMFORT

- (Dometic 11,000 BTU)
- Air Conditioner with Bluetooth Compatibility (Coleman Mach 10 13,500 BTU)
- Air Conditioner/Heat Pump (Houghton 13,500 BTU)
- Springfield Marine Pedestal for Dinette Table
- Wireless Back-Up Camera (display monitor wired with 12V plug)
- LED Captain's Reading Lights
- 2nd Maxx Fan

## KITCHEN

- ENO 3 Burner Cooktop
- Oven w/ FLUSH MOUNT 3-burner cooktop (bi-fold glass cover & stainless steel range hood)
- Induction Cooktop
- Elkay Quartz Luxe Sink
- Microwave
- Convection Microwave Oven
- 6.2 cu.ft. Compressor Fridge

## BATHROOM

- Composting Toilet with Black Tank, Piping, Black Tank Vent Stack and Water Line

## EXTERIOR

- Body Lift Kit
- Lippert Solid Double Entry Step (replaces standard single step)
- Exterior Shower (Driver and/or Passenger Side)
- Aluminum Rim Package (Includes 5 tires and rims)
- Power Awning with LED Light Strip
- LED Awning Light Strip for Manual Awning
- Spray Foam Insulation for Under Trailer with or without 2 × 12V Heat Pad
- Exterior 12V/USB Outlet
- Exterior Access Hatch
- Additional Exterior LED Light
- Master Switch Exterior LED Light Package

## INTERIOR

- Additional 12V/USB & 120V Interior Outlets
- Additional Counter Extensions
- Retractable Wall Hooks (3 hooks per set)
- Modify Walls to be Reinforced
- Modify Bench Seat to U-Shaped Dinette
- Additional Shelves in Full Height Cabinet
- Additional Shelves in Wardrobe Closet
- 9 Additional Cabinetry Colour Options

## AUDIO/TV

- Stereo with Four Speakers (Bluetooth/FM/AM/CD/DVD/USB)
- TV/Cable Ready with 120V Outlet (does not include TV)
- TV Antenna (includes TV/Cable Ready with 120V (does not include TV)

## WINDOWS

- Acrylic Windows
- Acrylic Windows
- Bathroom/Kitchen
- Framed Window Bathroom/Kitchen



# PERSONALIZE YOUR ESCAPE

## STANDARD LEGACY DECALS

Choose from 19 colours:



Apricot



Battleship Gray



Burgundy



Gloss Black



Majestic Blue



Olympic Blue



Red



Royal Blue



Silver



Dark Gray



Dark Red



Forest Green



Pewter



Purple



Real Teal



Slate Gray



Tangerine



Vivid Blue



Yellow Green

## BAND DECALS

Choose from 10 styles – or create your own!



Blue Forest




Brown Forest + Animals



Gray Forest




Green Forest



Green Northern Lights



Green Forest + Animals



Northern Lights



Ocean



Red Forest + Animals



Red Forest



Orca (Custom)

## Shell Colours

Choose from 2500+ RAL colours. Full, top half, bottom half or mix and match:





At Escape Trailer, you're not just buying a trailer — you're building your trailer. Every step, from design to delivery, is all about you. With thousands of personalization choices and unlimited combinations, you won't find cookie-cutter trailers like you do at traditional dealerships — you'll find something that's made to match you. Built for your taste. Built for your journey. At Escape, we build trailers that are just as unique as **YOU**.


## STANDARD CABINETRY



**Please note:** All cabinet options come with clear frosted acrylic inserts for the upper cabinet doors.

## CABINETRY OPTIONS

Choose 9 styles:




## STANDARD FABRIC CHOICES

Choose from our selection of six standard fabric choices or supply a custom fabric from your own source.



## STANDARD COUNTERTOP CHOICES

Choose from our five standard countertops or choose from a range of Formica laminate options as well.



## STANDARD FLOORING CHOICES

Choose your high-grade vinyl flooring from our five standard choices or make an optional choice.



All sample swatches shown are for illustration purposes only. Actual product may vary.

# Escape 5.0

## REAR



## FRONT

U-Shaped Dinette shown above is optional (bench seat is standard)

## Specs

Exterior Length (add 6" for spare tire)	21'2"
Top of Open Maxx Fan	9'7"
Exterior Width	7'4"
Interior Height	6'4" to 7'
Interior Length	19'9"
Freshwater Cap.	28 gallon
Blackwater Cap.	30 gallon
Greywater Cap.	28 gallon
Propane Gas Cap.	2 x 20 lbs
Hitch Weight (prior to adding options)	646 lbs
Axle Weight	3500 lbs
Total Dry Weight (prior to adding options)	3910 lbs
GVWR	5500 lbs



## HIGHLIGHTS INCLUDE



**21'2" TRAVEL TRAILER**  
21'2" L x 7'4" W x 9'7" H



**3910 LBS**  
Dry Weight



**5500 LBS**  
GVWR



**4 PEOPLE**  
Sleeping Capacity



### Notes:

This image shows a single page of white paper with horizontal ruling lines. The lines are evenly spaced and run across the width of the page. There are no margins, text, or other markings on the paper.This image shows a single page of white paper with horizontal ruling lines. The lines are evenly spaced and run across the width of the page. There are no margins, text, or other markings on the paper.





Proudly Built in  
British Columbia Canada  
Limited 2 Year Warranty  
Manufacturer Direct Pricing  
Superior Quality and Longevity  
Excellent Resale Value  
Industry Leading Personalization

1.855.703.1650  
[escapetrailer.com](http://escapetrailer.com)



@takeyourescape

**ESCAPE CAREFREE**