



Telecommunications

NEBSTM™ Compliant*

Battery Range Summary

The PowerSafe® SBS Front Terminal battery further extends the technical leadership of the PowerSafe SBS battery range. PowerSafe SBS Front Terminal monoblocs retain the benefits of Thin Plate Pure Lead (TPPL) technology such as long life, high energy density and superior shelf life. They also deliver exceptional cyclic performance in both float and fast charge applications, even in the hottest and harshest operating environments.

Where conventional Valve Regulated Lead Acid (VRLA)/ Absorbed Glass Mat (AGM) batteries struggle to cope with harsh conditions and frequent power outages, cutting edge TPPL technology makes PowerSafe SBS batteries the perfect solution for the challenging operating conditions of today's telecommunication networks.

PowerSafe SBS batteries are designed to the highest quality standards, with a unique manufacturing process providing superior energy and power, high performance and proven reliability. There is no substitute for PowerSafe SBS Front Terminal batteries.



Features and Benefits

- Capacity range 31-190Ah
- 12V monobloc configurations
- Multiple string configurations available
- Two year shelf life
- SR-4228 compliant
- Proven long service life
- High energy density and cycling capability

Visit us at www.enersys.com



RESERVE
POWER

*NEBSTM Compliant GR63-Core
Includes the following: SBS B8F, SBS B10F, SBS B14F,
SBS C11F, SBS 100F, SBS 112F, SBS 145F, SBS 165F,
SBS 170F and SBS 190F.

Publication No: US-SBSF-RS-AB June 2016

Construction

- Utilizes TPPL technology. Thin positive grids are produced from high purity lead using a unique manufacturing process to maximize corrosion resistance and service life while increasing energy density
- Separators are AGM made from high purity, superior quality fibers. The electrolyte is absorbed within the AGM, preventing acid spills in case of accidental damage
- Electrolyte is produced from extremely high purity acid to reduce self-discharge rates and float currents
- Container and cover made from flame retardant UL94-V0 material, highly resistant to shock and vibration
- Front terminal batteries use tin-plated copper terminals.
- Self-regulating one way pressure relief valves prevent ingress of atmospheric oxygen

Installation and Operation

- Space efficient footprint
- VRLA design, reduces maintenance requirements
- Lifting handles for easy handling
- Greater than 10 year life expectancy in float service at 77°F (25°C)
- TPPL technology provides increased active material surface area which yields increased energy density
- Operating temperature: -40°F (-40°C) to 122°F (50°C)
Recommended temperature: 68°F (20°C) to 86°F (30°C)

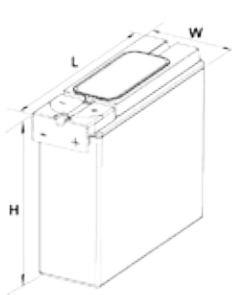
Standards

- Approved as non-hazardous cargo for ground, sea and air transportation in accordance with US DOT Regulation 49 and ICAO & IATA Packing Instruction 806. Please see our SDS for complete details at www.enersys.com
- Complies with Telcordia® SR-4228, Network Equipment Building System (NEBS™) Criteria Levels
- The management systems governing the manufacture of this product are ISO 9001:2008 and ISO 14001:2004 certified

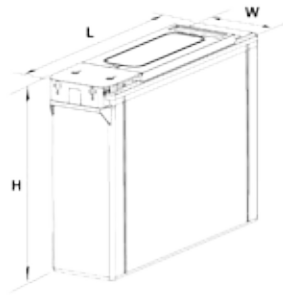
General Specifications

PowerSafe® SBS Battery	Number of Cells	Nominal Voltage (V)	Nominal Capacity		Nominal Dimensions						Electrolyte (1.300 S.G.)				Pure Acid (H ₂ SO ₄) Acid										
			8hr. Rate 1.75Vpc @ 77°F	10hr. Rate 1.80Vpc @ 20°F	Length		Width		Height		Typical Weight	Short Circuit Current (Amps)	Internal** Resistance Milli-Ohms	Terminals	Volume (per bloc)		Weight (per bloc)		Lead Weight (per bloc)						
					in	mm	in	mm	in	mm	lbs	kg			gal	L	lbs	kg	gal	L	gal	L	lbs	kg	
SBS B8F	6	12	31	31	11.9	303	3.80	97.0	6.26	159	22.7	10.3	1270	10.0	M6 M	0.37	1.42	4.05	1.84	0.11	0.40	1.61	0.73	15.6	7.08
SBS B10F	6	12	38	38	11.9	303	3.80	97.0	7.24	184	28.2	12.8	1390	9.00	M6 M	0.48	1.80	5.1	52.34	0.13	0.51	2.04	0.93	17.7	8.03
SBS B14F	6	12	62	62	11.9	303	3.80	97.0	10.4	264	42.0	19.1	1800	7.00	M6 M	0.78	2.95	8.4	53.83	0.22	0.83	3.35	1.52	29.6	13.4
SBS C11F	6	12	92	91	16.4	417	4.10	105	10.1	256	61.6	27.9	2300	5.50	M6 M	1.28	4.85	13.9	5.50	0.36	1.36	5.50	2.49	43.4	19.7
SBS 100F	6	12	100	100	15.6	395	4.30	108	11.3	287	71.9	32.6	2210	5.60	M6 M	1.34	5.09	14.6	6.60	0.38	1.43	5.77	2.62	49.7	22.5
SBS 112F	6	12	112	112	22.1	561	4.90	125	8.98	228	90.4	41.0	2500	5.00	M6 M	1.71	6.48	18.5	8.41	0.48	1.82	7.35	3.34	56.8	25.8
SBS 145F	6	12	145	145	17.8	452	6.80	172	9.37	238	105	47.6	4100	3.00	M6 M	2.25	8.51	24.3	11.0	0.63	2.39	9.66	4.38	72.4	32.8
SBS 165F	6	12	165	165	17.8	452	6.77	172	10.8	274	117	52.8	3700	2.30	M6 M	2.45	9.27	26.5	12.0	0.64	2.42	9.72	4.41	82.7	37.5
SBS 170F	6	12	170	170	22.1	561	4.90	125	11.1	283	116	52.5	3400	4.00	M6 M	2.09	7.92	22.7	10.3	0.59	2.23	8.99	4.08	82.0	37.2
SBS 190F	6	12	190	190	22.1	561	4.90	125	12.4	316	132	60.0	3800	3.30	M6 M	2.34	8.86	25.3	11.5	0.66	2.49	10.1	4.56	95.8	43.4

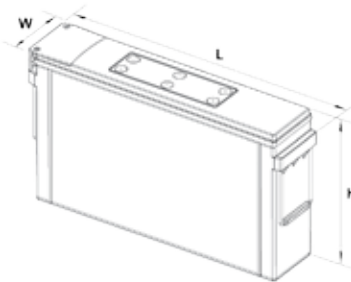
**Resistance values are for reference only and not intended to represent an Ohmic Value or Baseline measurement



SBS B8F - B14F
SBS C11F



SBS 100F - 112F



SBS 145F, 165F - 190F