

GNB Flooded
Classic



SPECIFICATIONS

Long Duration Flooded Batteries

MCT — LEAD CALCIUM
NAT — LEAD ANTIMONY
NCT — LEAD CALCIUM
HAT — LEAD ANTIMONY
HCT — LEAD CALCIUM

GNB

INDUSTRIAL POWER

**LONG DURATION
MCT — LEAD CALCIUM**

**CAPACITIES — 190 A.H. TO 480 A.H.
8 HOUR RATE TO 1.75 V.P.C. @ 77°F (25°C)**

20 YEAR LIFE EXPECTANCY

SPECIFICATIONS

- Jar** — Styrene-Acrylonitrile (SAN) Plastic
- Cover** — Acrylonitrile Butadiene Styrene (ABS) Plastic
- Separators** — Microporous Material
- Retainers** — Fiberglass Mat
- Posts** — Two (per cell) - 1.0" (25.4 mm) Square
- Post Seals** — Floating "O" Ring - Seal Nut
- Vents** — GNB "Pre-Vent" Flame Arrester
- Level Lines** — High and Low - All Jar Faces
- Electrolyte** — Height Above plates - 2.50" (63.5 mm)
- Electrolyte Withdrawal Tubes** — 2 per cell
- Sediment Space** — .95" (24.1mm)
- Specific Gravity** — 1.215 @ 77°F (25°C)
- Inter-Cell Connectors** — Lead Plated Copper
- Hardware** — Type 316 Stainless Steel




Plate Dimensions	Height	Width	Thickness
Positive Plate	11.56 in 293.6 mm	9.19 in 233.4 mm	.325 in 8.26 mm
Negative Plate	11.56 in 293.6 mm	9.19 in 233.4 mm	.220 in 5.59 mm

Cell Type	Amp-Hour Capacity ¹	Overall Dimensions			Approximate Weight		Electrolyte Per Cell
		Length	Width	Height	Net	Packed	
2-MCT-5*	192	6.25 in 159 mm	11.13 in 283 mm	18.25 in 464 mm	104 lbs 48 kg	110 lbs 50 kg	1.3 gal 4.9 liter
MCT-7	288	4.13 in 105 mm			70 lbs 32 kg	74 lbs 34 kg	1.7 gal 6.4 liter
MCT-9	384	5.13 in 130 mm			88 lbs 40 kg	93 lbs 42 kg	2.1 gal 7.9 liter
MCT-11	480	6.50 in 165 mm			107 lbs 49 kg	113 lbs 51 kg	2.8 gal 10.6 liter

*2 cells per unit
¹8 hour rate to 1.75 VPC @ 77°F (25°C)

**AMP DATA @ 77°F (25°C)
MCT CELLS**

CELL TYPE	HOURS						
	8	5	4	3	2	1.5	1
End Voltage — 1.75							
2-MCT-5	24	33	38	46	59	69	84
MCT-7	36	50	57	69	89	104	126
MCT-9	48	66	76	92	118	138	168
MCT-11	60	83	95	115	148	173	210
End Voltage — 1.78							
2-MCT-5	24	32	37	45	57	66	80
MCT-7	35	48	56	68	86	100	120
MCT-9	47	64	74	90	114	133	160
MCT-11	59	80	93	113	143	166	200
End Voltage — 1.81							
2-MCT-5	23	30	36	44	55	64	76
MCT-7	35	45	54	66	83	96	114
MCT-9	46	60	72	88	110	128	152
MCT-11	58	75	90	110	138	160	190
End Voltage — 1.84							
2-MCT-5	22	29	34	41	51	58	69
MCT-7	33	44	51	62	77	87	104
MCT-9	44	58	68	82	102	116	138
MCT-11	55	73	85	103	128	145	173
End Voltage — 1.88							
2-MCT-5	20	27	31	37	45	51	59
MCT-7	29	40	47	55	67	77	88
MCT-9	39	53	62	73	89	103	117
MCT-11	49	66	78	92	112	129	147
End Voltage — 1.90							
2-MCT-5	19	25	29	33	41	46	53
MCT-7	28	38	43	50	62	69	80
MCT-9	37	50	57	66	82	93	106
MCT-11	47	63	71	83	103	115	133
End Voltage — 1.92							
2-MCT-5	15	23	26	31	37	42	47
MCT-7	23	35	39	47	56	63	71
MCT-9	30	46	52	62	74	84	94
MCT-11	38	58	65	78	93	105	118

LONG DURATION
NAT — LEAD ANTIMONY
NCT — LEAD CALCIUM
CAPACITIES — 550 A.H. TO 2550 A.H.
8 HOUR RATE TO 1.75 V.P.C. @ 77°F (25°C)
20 YEAR LIFE EXPECTANCY

SPECIFICATIONS

- ***Jar** — Styrene-Acrylonitrile (SAN) Plastic
- ***Cover** — Acrylonitrile Butadiene Styrene (ABS) Plastic
- Separators** — Microporous Material
- Retainers** — Fiberglass Mat
- Posts** — NAT/NCT 7-13 two-1.5" (38 mm) square
 NAT/NCT 15-21 four-1.0" (25 mm) square
 NAT/NCT 23-35 four-1.5" (38 mm) square
- Post Seals** — Floating "O" Ring - Seal Nut
- Vents** — GNB "Pre-Vent" Flame Arrester
- Level Lines** — High and Low - All Jar Faces
- Electrolyte** — Height Above plates - 2.75" (70mm)
- Electrolyte Withdrawal Tubes** — 2 per cell
- Sediment Space** — 1.06" (27mm)
- Specific Gravity** — 1.215 @ 77°F (25°C)
- Inter-Cell Connectors** — Lead Plated Copper
- ***Optional** — Polycarbonate Jar and Cover
 - UL 94 — V-O/ 28% L.O.I. Rating
 - NAT/NCT 19 to 21 Sizes Only
- PVC Jar and Cover
 - UL 94 — V-O/ 32% L.O.I. Rating
 - NAT/NCT 19 to 21 Sizes Only




Plate Dimensions	Height	Width	Thickness
Positive Plate	15.0 in 381 mm	12.5 in 317.5 mm	.325 in 8.26 mm
Negative Plate	15.0 in 381 mm	12.5 in 317.5 mm	.220 in 5.59 mm

Cell Type	Amp-Hour Capacity ¹	Overall Dimensions			Approximate Weight		Electrolyte
		Length	Width	Height	Net	Packed	Per Cell
NAT/NCT-7	552	7.38 in 187 mm	14.55 in 368 mm	22.13 in 562 mm	160 lbs 72 kg	168 lbs 76 kg	6.4 gal 24.2 liter
NAT/NCT-9	712				178 lbs 81 kg	190 lbs 86 kg	6.0 gal 22.7 liter
NAT/NCT-11	864				196 lbs 89 kg	208 lbs 95 kg	5.6 gal 21.2 liter
NAT/NCT-13	1008				214 lbs 97 kg	226 lbs 103 kg	5.1 gal 19.3 liter
NAT/NCT-15	1192	9.25 in 235 mm		22.5 in 572 mm	250 lbs 114 kg	263 lbs 120 kg	7.2 gal 27.3 liter
NAT/NCT-17	1344				268 lbs 122 kg	280 lbs 127 kg	6.8 gal 25.7 liter
NAT/NCT-19	1520	11.38 in 289 mm			314 lbs 140 kg	330 lbs 150 kg	8.7 gal 32.9 liter
NAT/NCT-21	1680				332 lbs 151 kg	350 lbs 159 kg	8.3 gal 31.4 liter
NAT/NCT-23	1864	14.56 in 370 mm			397 lbs 180 kg	415 lbs 189 kg	12.6 gal 47.7 liter
NAT/NCT-25	2024				415 lbs 189 kg	433 lbs 197 kg	12.1 gal 45.8 liter
NAT/NCT-27	2184				433 lbs 197 kg	451 lbs 205 kg	11.5 gal 43.5 liter
NAT/NCT-31	2280				462 lbs 210 kg	480 lbs 218 kg	10.9 gal 41.3 liter
NAT/NCT-33	2416				479 lbs 218 kg	497 lbs 226 kg	10.3 gal 39.0 liter
NAT/NCT-35	2552				496 lbs 226 kg	514 lbs 234 kg	9.7 gal 36.7 liter

¹8 hour rate to 1.75 VPC @ 77°F (25°C)

**AMP DATA @ 77°F (25°C)
NAT/NCT CELLS**

CELL TYPE	HOURS						
	8	5	4	3	2	1.5	1
End Voltage — 1.75							
NAT/NCT-7	69	96	112	134	170	207	245
NAT/NCT-9	89	124	144	173	208	225	300
NAT/NCT-11	108	151	175	210	260	308	375
NAT/NCT-13	126	176	206	246	312	372	450
NAT/NCT-15	149	208	243	290	363	435	525
NAT/NCT-17	168	235	274	328	416	495	600
NAT/NCT-19	190	265	309	370	468	553	675
NAT/NCT-21	210	294	343	410	520	623	750
NAT/NCT-23	233	326	380	455	572	682	825
NAT/NCT-25	253	354	412	493	624	740	900
NAT/NCT-27	273	382	445	533	676	800	975
NAT/NCT-31	285	411	483	595	770	925	1125
NAT/NCT-33	302	435	512	629	820	995	1200
NAT/NCT-35	319	459	559	663	868	1053	1275
End Voltage — 1.78							
NAT/NCT-7	67	93	108	129	165	197	228
NAT/NCT-9	86	120	139	166	202	214	279
NAT/NCT-11	105	146	169	202	252	293	349
NAT/NCT-13	123	171	198	237	303	353	419
NAT/NCT-15	145	202	234	280	352	413	488
NAT/NCT-17	163	228	264	316	404	470	558
NAT/NCT-19	184	257	298	357	454	525	628
NAT/NCT-21	204	285	330	395	504	592	698
NAT/NCT-23	227	316	366	438	555	648	767
NAT/NCT-25	246	342	397	475	605	703	837
NAT/NCT-27	266	370	429	514	656	760	907
NAT/NCT-31	275	399	465	555	747	879	1046
NAT/NCT-33	292	422	492	586	795	945	1116
NAT/NCT-35	310	445	518	623	842	1000	1186
End Voltage — 1.81							
NAT/NCT-7	65	90	104	124	153	182	208
NAT/NCT-9	84	116	134	160	187	198	255
NAT/NCT-11	102	141	163	195	234	271	318
NAT/NCT-13	119	165	191	228	281	327	382
NAT/NCT-15	141	195	225	269	326	382	446
NAT/NCT-17	159	220	254	304	374	436	510
NAT/NCT-19	179	248	287	343	421	486	573
NAT/NCT-21	199	275	318	380	468	548	637
NAT/NCT-23	221	305	352	422	514	600	701
NAT/NCT-25	239	331	382	457	562	651	765
NAT/NCT-27	258	357	413	494	608	704	828
NAT/NCT-31	268	387	446	540	693	814	956
NAT/NCT-33	284	410	476	571	738	875	1020
NAT/NCT-35	300	432	505	606	781	926	1083



**AMP DATA @ 77°F (25°C)
NAT/NCT CELLS**

CELL TYPE	HOURS						
	8	5	4	3	2	1.5	1
End Voltage — 1.84							
NAT/NCT-7	62	87	98	118	139	160	183
NAT/NCT-9	81	112	126	153	170	188	225
NAT/NCT-11	98	136	154	186	213	243	281
NAT/NCT-13	115	159	180	217	255	293	337
NAT/NCT-15	135	188	213	257	297	343	393
NAT/NCT-17	153	212	240	290	341	391	450
NAT/NCT-19	173	239	271	327	383	436	506
NAT/NCT-21	191	265	300	362	426	492	562
NAT/NCT-23	212	294	333	402	469	538	618
NAT/NCT-25	230	319	361	436	511	585	675
NAT/NCT-27	249	345	390	471	554	632	731
NAT/NCT-31	260	366	423	510	631	730	843
NAT/NCT-33	276	387	452	538	672	786	900
NAT/NCT-35	291	408	476	572	711	832	956
End Voltage — 1.86							
NAT/NCT-7	60	83	94	112	129	144	169
NAT/NCT-9	77	106	121	144	158	171	207
NAT/NCT-11	94	129	147	175	197	224	258
NAT/NCT-13	110	152	173	205	237	271	310
NAT/NCT-15	130	179	204	243	275	317	362
NAT/NCT-17	146	202	230	274	316	361	414
NAT/NCT-19	165	228	260	309	356	403	465
NAT/NCT-21	183	253	288	342	395	454	517
NAT/NCT-23	203	280	319	380	434	497	569
NAT/NCT-25	220	304	346	412	474	540	621
NAT/NCT-27	238	328	374	445	513	584	672
NAT/NCT-31	247	342	397	480	585	675	776
NAT/NCT-33	262	364	424	506	623	726	828
NAT/NCT-35	276	384	446	538	659	768	879
End Voltage — 1.88							
NAT/NCT-7	57	78	90	105	119	129	152
NAT/NCT-9	74	101	116	136	145	158	186
NAT/NCT-11	90	123	141	165	182	206	232
NAT/NCT-13	105	144	165	194	218	249	279
NAT/NCT-15	124	170	195	228	254	291	325
NAT/NCT-17	140	192	220	258	291	331	372
NAT/NCT-19	158	217	248	291	327	370	418
NAT/NCT-21	175	240	275	323	364	417	465
NAT/NCT-23	194	266	305	358	400	457	511
NAT/NCT-25	211	289	331	388	436	495	558
NAT/NCT-27	227	312	358	419	473	536	604
NAT/NCT-31	234	321	371	455	539	619	697
NAT/NCT-33	248	342	396	485	574	666	744
NAT/NCT-35	261	360	416	510	607	705	790
End Voltage — 1.92							
NAT/NCT-7	48	65	73	85	93	99	115
NAT/NCT-9	62	84	95	110	114	123	141
NAT/NCT-11	75	101	115	133	143	157	176
NAT/NCT-13	88	119	135	156	171	189	211
NAT/NCT-15	104	140	159	184	199	221	246
NAT/NCT-17	117	159	180	208	228	252	282
NAT/NCT-19	132	179	203	235	257	282	317
NAT/NCT-21	146	198	225	260	286	317	352
NAT/NCT-23	162	220	249	289	314	347	387
NAT/NCT-25	176	239	270	313	343	377	423
NAT/NCT-27	190	258	292	338	371	408	458
NAT/NCT-31	200	273	311	380	423	471	528
NAT/NCT-33	214	291	328	405	451	507	564
NAT/NCT-35	225	306	348	425	477	537	599

**LONG DURATION
TYPE HAT- LEAD ANTIMONY
TYPE HCT - LEAD CALCIUM
CAPACITIES — 2240 A.H. TO 3700 A.H.
8 HOUR RATE TO 1.75 V.P.C. @ 77°F (25°C)
20 YEAR LIFE EXPECTANCY**

SPECIFICATIONS

- ***Jar** — Styrene-Acrylonitrile (SAN) Plastic
- ***Cover** — Acrylonitrile Butadiene Styrene (ABS) Plastic
- Separators** — Microporous Material
- Retainers** — Fiberglass Mat
- Posts** — Four - 1.50" Square (38.1 mm)
- Post Seals** — Floating "O" Ring - Seal Nut
- Vents** — GNB "Pre-Vent" Flame Arrester
- Level Lines** — High and Low - All Jar Faces
- Electrolyte** — Height above plates - 3.25" (82.6 mm)
- Electrolyte Withdrawal Tubes** — 2 Per Cell
- Sediment Space** — 1.06" (26.9 mm)
- Specific Gravity** — 1.215 @ 77°F (25°C)
- Inter-Cell Connectors** — Lead Plated Copper
- ***Optional** — Polycarbonate Jar and Cover
 - UL 94 — V-O
 - 28% Limiting Oxygen Index (L.O.I.)
- PVC Jar and Cover
 - UL 94 — V-O
 - 32% Limiting Oxygen Index (L.O.I.)




Plate Dimensions	Height	Width	Thickness
Positive Plate	17.5 in	15.0 in	.275 in
	444 mm	381 mm	6.99 mm
Negative Plate	17.5 in	15.0 in	.193 in
	444 mm	381 mm	4.90 mm

Cell Type	Amp-Hour Capacity ¹	Overall Dimensions			Approximate Weight		Electrolyte Per Cell
		Length	Width	Height	Net	Packed	
HAT/HCT 21	2240	15.1 in 383 mm	17.25 in 438 mm	25.13 in 638 mm	454 lbs 206 kg	476 lbs 216 kg	20.3 gal 76.8 liter
HAT/HCT 23	2456				471 lbs 214 kg	493 lbs 224 kg	19.5 gal 73.8 liter
HAT/HCT 25	2664				488 lbs 222 kg	510 lbs 232 kg	18.7 gal 70.8 liter
HAT/HCT 27	2864				505 lbs 229 kg	527 lbs 239 kg	17.9 gal 67.8 liter
HAT/HCT 29	3056				522 lbs 237 kg	544 lbs 247 kg	17.1 gal 64.7 liter
HAT/HCT 31	3232				539 lbs 245 kg	561 lbs 255 kg	16.3 gal 61.7 liter
HAT/HCT 33	3408				556 lbs 252 kg	578 lbs 262 kg	15.5 gal 58.7 liter
HAT/HCT 35	3560				573 lbs 260 kg	595 lbs 270 kg	14.7 gal 55.6 liter
HAT/HCT 37	3696				590 lbs 268 kg	612 lbs 278 kg	13.9 gal 52.6 liter

¹8 hour rate to 1.75 VPC @ 77°F (25°C)

**AMP DATA @ 77°F (25°C)
HAT/HCT CELLS**

CELL TYPE	HOURS							MINUTES		
	8	5	4	3	2	1.5	1	30	15	1
End Voltage — 1.75										
HAT/HCT-21	280	403	476	582	693	817	1120	1549	1835	2261
HAT/HCT-23	307	442	521	638	759	895	1206	1653	1953	2406
HAT/HCT-25	333	480	566	693	825	971	1331	1765	2070	2550
HAT/HCT-27	358	515	608	744	885	1043	1400	1854	2174	2678
HAT/HCT-29	382	549	649	794	945	1113	1489	1951	2263	2788
HAT/HCT-31	404	581	685	839	998	1176	1571	2026	2339	2882
HAT/HCT-33	426	613	724	886	1055	1243	1653	2107	2415	2975
HAT/HCT-35	445	640	755	924	1100	1296	1720	2177	2472	3054
HAT/HCT-37	462	664	784	959	1142	1346	1787	2263	2543	3117
End Voltage — 1.78										
HAT/HCT-21	273	390	459	560	666	762	1010	1390	1614	1898
HAT/HCT-23	299	427	503	613	730	834	1080	1470	1716	2016
HAT/HCT-25	325	464	546	666	793	906	1160	1570	1821	2142
HAT/HCT-27	349	498	586	715	851	972	1250	1670	1910	2242
HAT/HCT-29	372	531	626	763	908	1038	1340	1760	1988	2335
HAT/HCT-31	393	561	661	806	959	1097	1430	1840	2059	2420
HAT/HCT-33	415	593	699	852	1014	1159	1497	1900	2125	2495
HAT/HCT-35	433	618	728	888	1057	1208	1551	1950	2190	2556
HAT/HCT-37	450	642	756	923	1098	1255	1600	2000	2244	2631
End Voltage — 1.81										
HAT/HCT-21	266	376	442	538	638	729	953	1328	1541	1808
HAT/HCT-23	291	412	484	589	699	798	1053	1410	1638	1920
HAT/HCT-25	316	448	526	639	759	867	1143	1476	1738	2040
HAT/HCT-27	340	480	565	686	815	930	1223	1558	1822	2136
HAT/HCT-29	362	513	603	732	870	993	1305	1626	1898	2224
HAT/HCT-31	383	542	637	774	919	1049	1372	1690	1967	2304
HAT/HCT-33	405	573	673	818	971	1109	1430	1746	2028	2376
HAT/HCT-35	422	597	702	853	1013	1156	1462	1790	2066	2433
HAT/HCT-37	438	620	729	886	1052	1200	1519	1831	2142	2494

**AMP DATA @ 77°F (25°C)
HAT/HCT CELLS**

CELL TYPE	HOURS						
	8	5	4	3	2	1.5	1
End Voltage — 1.84							
HAT/HCT-21	255	358	420	508	586	666	896
HAT/HCT-23	279	392	460	556	641	729	981
HAT/HCT-25	303	426	500	604	697	792	1066
HAT/HCT-27	325	458	536	648	748	850	1144
HAT/HCT-29	347	488	572	692	798	907	1221
HAT/HCT-31	367	516	605	731	843	959	1290
HAT/HCT-33	388	545	639	772	891	1013	1363
HAT/HCT-35	404	568	666	805	929	1056	1421
HAT/HCT-37	420	590	692	836	965	1097	1476
End Voltage — 1.86							
HAT/HCT-21	244	340	400	474	549	624	829
HAT/HCT-23	267	373	438	519	601	684	908
HAT/HCT-25	290	405	476	564	653	742	986
HAT/HCT-27	311	435	511	605	701	797	1058
HAT/HCT-29	332	464	546	646	748	850	1129
HAT/HCT-31	351	490	576	683	790	899	1193
HAT/HCT-33	371	518	609	721	835	950	1261
HAT/HCT-35	386	540	635	752	870	990	1315
HAT/HCT-37	401	561	660	781	904	1028	1365
End Voltage — 1.88							
HAT/HCT-21	232	323	381	441	520	587	762
HAT/HCT-23	254	353	417	482	569	643	834
HAT/HCT-25	276	384	453	524	618	698	906
HAT/HCT-27	297	412	486	562	664	749	972
HAT/HCT-29	317	439	519	600	708	800	1038
HAT/HCT-31	335	464	548	634	748	845	1097
HAT/HCT-33	354	491	579	670	791	893	1159
HAT/HCT-35	369	512	604	699	824	931	1208
HAT/HCT-37	383	531	627	726	856	967	1255
End Voltage — 1.92							
HAT/HCT-21	199	269	314	373	413	463	582
HAT/HCT-23	218	294	343	409	453	507	638
HAT/HCT-25	236	320	373	444	492	551	693
HAT/HCT-27	254	343	400	477	528	591	744
HAT/HCT-29	271	366	427	509	563	631	794
HAT/HCT-31	286	387	452	538	595	667	839
HAT/HCT-33	302	409	477	568	629	704	886
HAT/HCT-35	315	426	497	592	656	734	924
HAT/HCT-37	327	443	517	615	681	763	959

GLOBAL OPERATIONS

NORTH AMERICA

GNB Industrial Power
Chicago, Illinois U.S.A.
TEL: 1.630.629.5200
FAX: 1.630.629.2635

GNB Industrial Power
Maple, Ontario Canada
TEL: 1.905.669.9326
FAX: 1.905.669.7688

EUROPE

Exide Technologies
Büdingen, Germany
TEL: 49.6042.8170
FAX: 49.6042.81233

MIDDLE EAST/AFRICA

Exide Technologies
Abu Dhabi, U.A.E.
TEL: 971.2.226235
FAX: 971.2.227644

JAPAN

GNB Industrial Power Japan
Tokyo, Japan/Pacific Rim
TEL: 81.3.5325.6281
FAX: 81.3.5325.2063

AUSTRALIA/NEW ZEALAND

Exide Technologies
Padstow, N.S.W. Australia
TEL: 61.2.9722.5700
FAX: 61.2.9774.2966

SOUTH EAST ASIA

Exide Technologies S.E. Asia
Singapore
TEL: 65.546.2866
FAX: 65.546.2966

CHINA

Exide Technologies
Hong Kong, China
TEL: 852.3106.2668
FAX: 852.3106.0260

Exide Technologies
Beijing, China
TEL: 86.10.6510.2910
FAX: 86.10.6510.2912

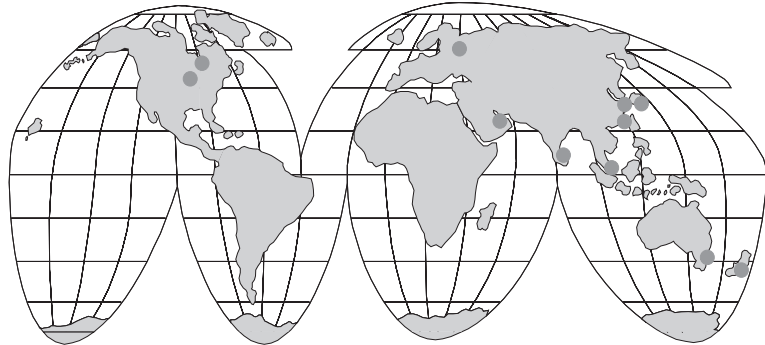
LATIN AMERICA

GNB Industrial Power
Chicago, Illinois U.S.A.
TEL: 1.630.629.5200
FAX: 1.630.629.2635

INDIA

GNB Industrial Power
Bangalore, India
TEL: 91.80.550.0581
FAX: 91.80.550.0582

Industry Leader in Network Power...



The Network Power Division of Exide Technologies is *the* global leader in stored electrical energy solutions for all major critical reserve power applications and needs. Such network power applications include communication/data networks, UPS systems for computers and control systems, and electrical power generation and distribution systems. With a strong manufacturing base in both North America and Europe and a truly global reach (operations in greater than 80 countries) in sales and service, the Network Power Division has all of the tools necessary to satisfy your power needs.

Global Brands...



Based on over 100 years of technological innovation, the Network Power Division continues to lead the industry with such recognized global brands as Absolyte, Sonnenschein, Marathon, Sprinter, and Flooded Classic. These products and brands are synonymous with quality, reliability, performance and excellence in all markets served.

Total Battery Management...



In addition to being the leader in delivering premium products to the market, Exide Technologies takes pride in its commitment to the environment. As part of a complete approach to manufacturing, distributing, and recycling lead acid batteries, the Total Battery Management program has been developed to ensure a safe and responsible life cycle for all of our products.

www.gnb.com

SECTION 33.20 REV 8/02

Printed on recycled paper.

GNB

INDUSTRIAL POWER

A Division of **EXIDE** Technologies

