

iCapital invites accredited investors to gain broad exposure to private equity managed by Kohlberg Kravis Roberts & Co. (“KKR”) via the iCapital KKR Private Markets Fund, a continuously offered registered closed-end fund.<sup>1</sup>

### Investment Objective and Unique Fund Features

*There is no guarantee that any investment will achieve its objectives, generate profits or avoid losses. Diversification does not assure a profit or protect against loss in a positive or declining market.*

- The Fund seeks long-term capital appreciation
- Broad exposure to KKR private equity
- Sub-adviser, StepStone Group, provides recommendations and sourcing advantages on opportunities and portfolio construction
- Diversification across investment types, strategies, geographies and vintages
- Low investment minimum of \$25,000
- 1099 tax reporting and no capital calls

### Monthly Returns (%) iCapital KKR Private Markets Fund (08/01/2015–02/28/2021)

CLASS A	Jan	Feb	Mar	Apr	May	Jun	Jul	Aug	Sep	Oct	Nov	Dec	YTD	S&P 500 TR YTD	MSCI ACWI YTD
2021	-0.34%	1.63%											1.29%	1.72%	1.85%
2020	-0.50%	-2.31%	-6.81%	2.14%	0.54%	2.18%	1.08%	1.15%	7.02%	-0.35%	4.11%	2.55%	10.65%	18.40%	16.26%
2019	2.34%	0.81%	1.54%	0.14%	-1.37%	2.60%	0.29%	-0.29%	0.00%	0.29%	0.58%	1.91%	9.13%	31.49%	26.60%
2018	-0.36%	-0.73%	0.44%	0.44%	0.51%	2.81%	0.07%	0.21%	2.28%	-2.65%	-0.07%	-1.06%	1.80%	-4.38%	-9.42%
2017	0.00%	0.75%	0.45%	0.82%	0.52%	2.68%	-0.14%	-0.22%	1.38%	0.00%	-0.65%	2.76%	8.62%	21.83%	23.97%
2016	-2.08%	-0.82%	4.54%	-1.03%	0.56%	2.85%	0.23%	0.69%	2.83%	0.15%	0.22%	2.54%	11.00%	11.96%	7.86%
2015								-0.08%	-0.17%	-0.17%	-0.25%	4.70%	4.00%	-1.90%	-5.72%

CLASS I	Jan	Feb	Mar	Apr	May	Jun	Jul	Aug	Sep	Oct	Nov	Dec	YTD	S&P 500 TR YTD	MSCI ACWI YTD
2021	-0.31%	1.70%											1.38%	1.72%	1.85%
2020	-0.47%	-2.26%	-6.79%	2.22%	0.61%	2.21%	1.15%	1.17%	7.08%	-0.33%	4.20%	2.63%	11.34%	18.40%	16.26%
2019	2.41%	0.83%	1.54%	0.20%	-1.35%	2.68%	0.34%	-0.24%	0.03%	0.30%	0.61%	1.99%	9.67%	31.49%	26.60%
2018	-0.31%	-0.68%	0.48%	0.48%	0.61%	2.83%	0.10%	0.27%	2.35%	-2.62%	0.03%	-1.00%	2.46%	-4.38%	-9.42%
2017	0.11%	0.82%	0.50%	0.88%	0.59%	2.74%	-0.14%	-0.14%	1.44%	0.00%	-0.58%	2.82%	9.37%	21.83%	23.97%
2016	-2.03%	-0.70%	4.69%	-0.98%	0.61%	2.91%	0.33%	0.70%	2.91%	0.21%	0.25%	2.60%	11.88%	11.96%	7.86%
2015								-0.04%	-0.04%	-0.16%	-0.16%	4.78%	4.36%	-1.90%	-5.72%

Past performance is not indicative of future results. Investment returns and principal value of an investment will fluctuate, therefore, you may have a gain or loss when you redeem your shares. Monthly returns are net of fees and Fund expenses and based on NAV at month-end.

### Annualized Statistics Returns for periods less than one year are cumulative rather than annualized (08/01/2015–02/28/2021)

	Annualized Standard Deviation	Annualized Total Return <sup>2</sup>
iCapital KKR Private Markets Fund: Class A (NAV)	6.65%	8.31%
iCapital KKR Private Markets Fund: Class A (max load) <sup>3</sup>	6.73%	7.61%
iCapital KKR Private Markets Fund: Class I	6.69%	9.03%
S&P 500 Total Return Index	15.25%	13.49%
MSCI All-Country World Index	15.15%	10.11%

The total annual fund expense ratio, gross of any fee waivers or expense reimbursements, is 3.56% for Class A shares and 2.97% for Class I shares. See the Prospectus for more information.

The performance data quoted represents past performance, which is no guarantee of future results. Current performance may be lower or higher than the performance data shown above. Investment return and principal value will fluctuate, so that shares, when sold, may be worth more or less than their original cost.

The returns reflect any expense limitation and reimbursement agreement in place at the time, without which, the performance would have been lower. A Fund's performance, especially for short periods of time, should not be the sole factor in making your investment decision.

For the period from the Fund's inception through May 31, 2016, the returns and expenses of Class A shares reflect the performance of the prior feeder fund; and the returns of Class I shares reflect the performance of the Fund prior to its issuance of multiple share classes and reclassification of existing shares. From June 1, 2016 forward, the returns reflect performance of Class A and Class I shares, respectively, of the iCapital KKR Private Markets Fund (formerly known as the Altegris KKR Commitments Master Fund). As of February 12, 2021, iCapital Registered Fund Adviser LLC is the investment adviser to the Fund. Prior to February 12, 2021, the Fund was managed by a different investment adviser.

**S&P 500 Total Return Index.** The total return version of S&P 500 index; generally representative of certain portions of the U.S. equity markets. Returns assume reinvestment of dividends. The index shown is for general market comparisons and is not meant to represent any actual fund. An index is unmanaged and not available for direct investment.

**MSCI All-Country World Index.** The MSCI ACWI captures large and mid cap representation across 23 Developed Markets and 24 Emerging Markets countries. With more than 2,400 constituents, the index covers approximately 85% of the global investable equity opportunity set.

**Standard deviation** is a statistical measure of how consistent returns are over time; a lower standard deviation indicates historically less volatility.

KKR has a minority, non-voting interest in the iCapital Registered Fund Adviser LLC, but has no control over or voting interests in the Adviser, including no representation on any investment committee or equivalent body or any input into the investment advice provided by the Adviser. KKR personnel have no role in the Adviser's investment process. KKR is neither a sponsor, promoter, adviser nor affiliate of the Fund. StepStone is the Sub-Adviser to the Fund. Diversification does not ensure profit or protect against loss in a positive or declining market.

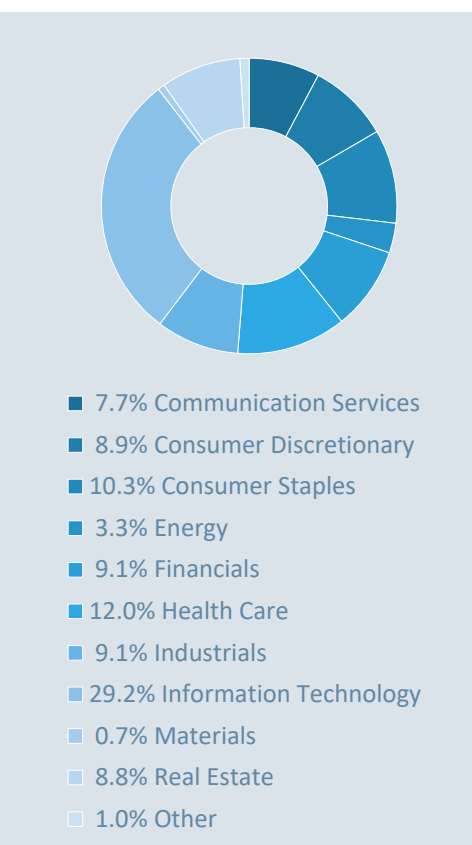
### Portfolio Composition<sup>4,5</sup>

As of 02/28/2021

Investment Type	
Primary Investments	45.0%
Secondary Investments	34.6%
Co-investment Opportunities	20.4%
Geographic Region	
Americas	64.8%
Europe	15.3%
Asia	19.9%
Other	0.0%
Allocation	
No. Underlying Portfolio Companies	396
KKR Exposure	87.0%
Non-KKR Exposure	13.0%

### Sector Exposure<sup>5,6</sup>

As of 02/28/2021



For Illustrative Purposes Only

### Top 10 Holdings<sup>7</sup>

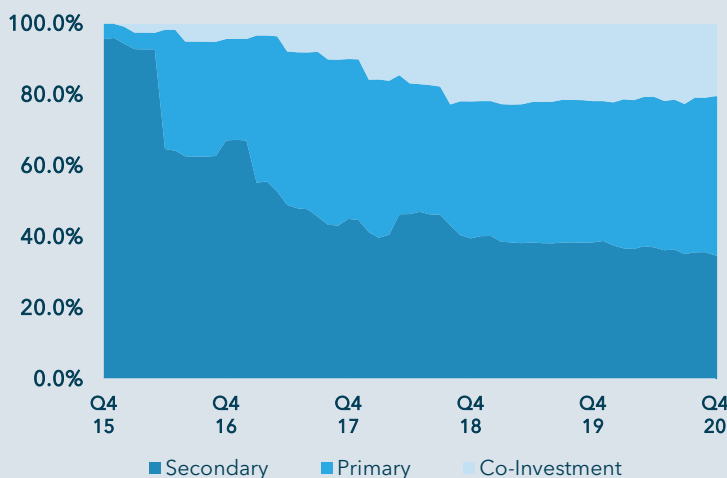
As of 02/28/2021

	Vintage Year
KKR Americas Fund XII L.P. Buyout   Primary	2017
KKR Asian Fund III L.P. Buyout   Primary	2017
KKR North America Fund XI L.P. Buyout   Secondary	2012
KKR Real Estate Partners Americas II L.P. Real Estate   Secondary	2017
KKR Uno Co-Invest L.P. Buyout   Co-Investment	2017
KKR 2006 Fund L.P. Buyout   Secondary	2006
KKR Caribou Co-Invest L.P. Growth Equity   Co-Investment	2017
KKR European Fund V (USD) SCSp Buyout   Primary	2019
KKR Sigma Co-Invest L.P. Buyout   Co-Investment	2018
KKR Banff Co-Invest L.P. Buyout   Co-Investment	2018

### Fund Exposures Since Inception<sup>8</sup> As of February 2021

#### Investment Type

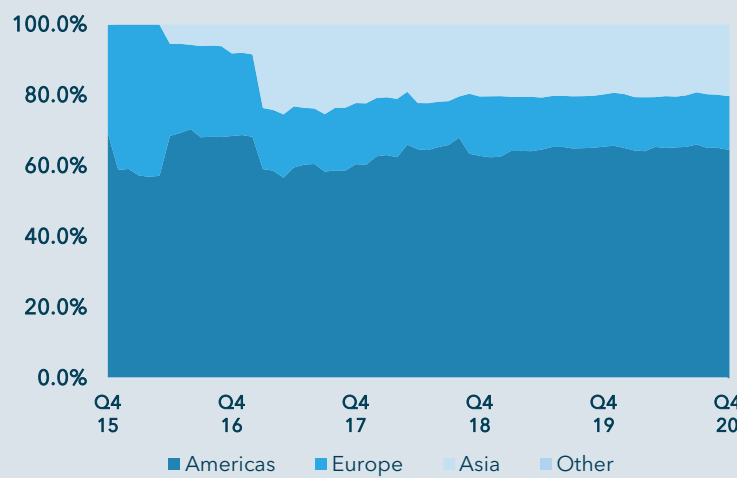
The Fund invested mostly in secondaries early in its life, followed by significant co-investments and primary commitments. Going forward (subject to market conditions and availability), the Fund will seek to focus on secondaries and co-investments over the next year in order to deploy capital more quickly and to accelerate the return of capital.



For Illustrative Purposes Only

#### Geographic Region<sup>5</sup>

The Fund has historically allocated the majority of its capital to North America, with a lesser focus on Europe and Asia-Pacific. We anticipate seeking a similar allocation going forward.



For Illustrative Purposes Only

KKR has a minority, non-voting interest in the iCapital Registered Fund Adviser LLC, but is neither a sponsor, promoter, adviser nor affiliate of the Fund.

A portion of the Fund's assets may be invested in private equity or Investment Funds which are not managed by or affiliated with KKR; however, this allocation is not anticipated to be greater than 20% of the Fund's assets.

Diversification does not ensure profit or protect against loss in a positive or declining market.

**Co-investment** is an investment in an operating company made most typically alongside a private equity fund manager. **Primary investments** are investments in newly offered private equity investment funds. **Secondary investments** represent existing private equity fund interests acquired from third parties in a secondary market transaction. **Vintage year** is the year of first drawdown of capital.

## Fund Commentary and Activity As of February 2021

### February Commentary

Fund performance was positive in February. From a geographic perspective, North America was the largest contributor to overall returns, while Asia and Europe also posted meaningful gains. From a sector perspective, Information Technology, Healthcare, Industrials, and Consumer Discretionary were the most significant value drivers. Secondaries, Primaries and Co-Investments all delivered positive performance.

### February Fund Activity

During February 2021, the Fund executed capital calls on 11 investments totaling approximately

\$4.3 million and received distributions on 5 investments totaling about \$700,000. At month-end, the Fund held investments in 396 underlying portfolio companies.

### January Commentary

Fund performance was slightly negative in January, primarily due to movements in public markets. From a geographic perspective, Asia delivered a small gain, while the Americas detracted from overall performance. From a sector perspective, Financials was a positive contributor, while Information Technology and Consumer Discretionary detracted slightly. Primaries and Co-Investments were

mostly flat for the month, while Secondaries detracted from overall performance.

### January Fund Activity

During January 2021, the Fund executed capital calls on 5 investments totaling approximately \$45,000 and received distributions on 8 investments totaling \$2.4 million. At month-end, the Fund held investments in 392 underlying portfolio companies.

The Fund's principal investment strategy is long-term capital appreciation through allocation of its assets to private equity investments, including private equity funds ("Underlying Funds"). References to investments or positions in portfolio companies, and/or to geographic or market sectors, relate generally to the Fund's access or exposure to such companies or sectors through its investments in Underlying Funds, as described in the "Investment Program" section of the Fund's Prospectus. Past performance is no guarantee of future results. The views expressed are for informational purposes only and should not be construed as specific investment advice or a recommendation to buy or sell any securities.

## Investment Objective

The Fund seeks long-term capital appreciation.

## Fund Terms and Conditions

**Investment Minimum** \$25,000

**Investment Qualifications** Accredited investor eligibility as defined by Rule 501(a) of Regulation D under the Securities Act of 1933, as amended. Generally, individuals with net worth of \$1 million (excluding primary residence); entities with \$5 million in total assets

**Share Repurchases**  
(i.e., Potential Liquidity) The Fund offers to repurchase Shares from Shareholders on a quarterly basis, in an amount not to exceed 5% of the Fund's net asset value ("NAV"), subject to the discretion of the Board to make such tender offer each quarter

**Early Repurchase Fee** Any repurchase of Shares from a Shareholder which were held for less than one year will be subject to a 2% of NAV fee on shares repurchased

**Subscriptions** Monthly

**Distributions** Reinvested, with option to receive in cash at least annually

<b>Fees and Expenses</b>	<b>Class A</b>	<b>Class I</b>
Management Fee	1.2% of NAV annual management fee	1.2% of NAV annual management fee
Distribution Fee	0.60% of NAV annually	N/A
Sales Load	Up to a maximum of 3.5% of the investment amount when shares are purchased	No load or distribution fee
Total Annual Fund Expenses	3.56%	2.97%

**Tax Reporting** 1099

**Registration** Securities Act of 1933 and Investment Company Act of 1940 registered closed-end investment fund

**Independent Auditor** Deloitte & Touche LLP

**Custodians** UMB Bank, N.A. and JP Morgan Chase Bank, N.A.

**Administrator** Gemini Fund Services, LLC

The Fund's estimate of net assets as of February 28, 2021 is \$424,720,372. This estimate reflects the value of the Fund's assets as of the date of its most recent published Net Asset Value. The performance data referenced herein represents past performance. Past performance is no guarantee of future results. Please consult a tax advisor for specifics on how an investment in the Fund may impact particular tax situations. Neither iCapital, KKR nor the Fund renders tax advice to clients.

**INVESTORS SHOULD CAREFULLY CONSIDER THE INVESTMENT OBJECTIVES, RISKS, CHARGES AND EXPENSES OF THE FUND BEFORE INVESTING. THIS AND OTHER IMPORTANT INFORMATION ABOUT THE FUND IS CONTAINED IN THE FUND'S PROSPECTUS, WHICH CAN BE OBTAINED BY CALLING ICAPITAL AT 877.562.1686. THE PROSPECTUS SHOULD BE READ CAREFULLY BEFORE INVESTING.**

## RISKS ASSOCIATED WITH AN INVESTMENT IN THE FUND

**The discussion of the various risks is not intended to be a complete enumeration or explanation of the risks involved in an investment in the Fund. The Fund should be considered a speculative investment and involves a high degree of risk and may involve loss of capital, up to the entire amount of a shareholder's investment.**

The nature of private equity can result in a lack of transparency due to limited information, and the risk of loss is increased due to speculative strategies employed by the Fund, including investing assets in private equity, private credit, early stage and other private investments which may not perform as expected. More importantly, Fund and underlying fund shares will not be listed on any national securities exchange and are subject to restrictions on transferability, thereby making them illiquid.

Other risks include, but are not limited to, market risk, concentration risk, and potentially less diversification due to the substantial portion of Fund assets invested in manager-specific private equity. The Fund is also subject to the risks of leverage, higher fees and additional layers of expenses, as well as the potential for greater volatility due to Fund assets invested in a limited number of securities, or a focus on particular sectors and geographical regions.

Assets invested in foreign securities exposes the Fund to various geopolitical risks and currency fluctuations typically not applicable in the U.S., and this risk is magnified for emerging markets. The potential for adverse changes in business and tax laws involves tax risk and heightened regulatory scrutiny. The lack of a secondary market for trading private equity subjects the Fund to liquidity risks and may result in greater price risk and potential for inaccuracies in determining fair market value of investments held in the portfolio. Investments acquired in reliance on imperfect information increases counterparty risk and liabilities, and anticipated value may not be realized.

The Fund is distributed by iCapital Securities, LLC, an SEC-registered broker-dealer and member of FINRA and SIPC. iCapital Registered Fund Adviser, LLC (the "Adviser"), an affiliate of iCapital Securities, serves as the investment adviser to the Fund and the StepStone Group LP (the "Sub-Adviser") serves as sub-adviser. Each of the Adviser and Sub-Adviser are registered as an investment adviser with the Securities and Exchange Commission; however, such registration does not imply a certain level of skill or training and no inference to the contrary should be made. The Adviser is exempt from registration with the Commodity Futures Trading Commission as a commodity pool operator. The Adviser became investment adviser to the Fund on February 12, 2021. Before February 12, 2021, the Fund was managed by a different investment adviser and StepStone was also the sub-adviser. For detailed information about the Adviser's services and fees, please read the Prospectus of the Fund, which can be found at <https://www.sec.gov/edgar/searchedgar/companysearch.html> or call 855.891.0092 to request a copy.

Investors should be aware that iCapital Securities' purpose is to provide distribution services to the Fund and that iCapital Securities does not provide services to any investor, including any determination regarding whether an investment in the Fund is in the best interests of, or is suitable for, any investor. Investors should exercise their own judgment and/or consult with a professional advisor to determine whether an investment in the Fund is advisable.

## END NOTES

**All performance, assets under management, number of employees/investment professionals, offices, and active investments are as of February 28, 2021, unless otherwise stated.**

- References herein to the "Fund" refer to the iCapital KKR Private Markets Fund, unless specified otherwise. Prior to February 12, 2021, the Fund was called the "Altegris KKR Commitments Master Fund" and was managed by a different investment adviser.
- The inception date of both the Fund's Class A shares (including predecessor feeder fund shares), and Class I shares (as re-classified), is 08/01/2015.
- Class A shares are subject to a maximum sales load of 3.5%. Class I shares have no sales load.
- Presented as a percentage of net asset value, plus unfunded commitments. Excludes uncommitted cash, cash equivalents and the liquidity portfolio, which may be substantial. Totals may not add up to 100% due to rounding.
- "Other" may include investments where geographical or sector information is undisclosed.
- Presented as a percentage of net asset value. Excludes uncommitted cash, cash equivalents and the liquidity portfolio, which may be substantial. Totals may not add up to 100% due to rounding.
- Top 10 Holdings are determined by net asset value as of the report date
- There can be no assurance that the portfolio strategy assumptions will be implemented as described above. Portfolio strategy may be adjusted based on the Advisers' analysis of the private equity market, the Fund's existing portfolio at the relevant time, and other pertinent factors.



## IMPORTANT INFORMATION / DISCLAIMER

This material is provided for informational purposes only and is not intended as, and may not be relied on in any manner as legal, tax or investment advice, a recommendation, or as an offer to sell, a solicitation of an offer to purchase or a recommendation of any interest in any fund or security offered by iCapital Securities, LLC ("iCapital Securities"), a registered broker dealer, member of FINRA and SIPC. Alternative investments are complex, speculative investment vehicles and are not suitable for all investors. This material does not intend to address the financial objectives, situation or specific needs of any individual investor.

The information contained herein is subject to change and is also incomplete. This industry information and its importance is an opinion only and should not be relied upon as the only important information available. Information contained herein has been obtained from sources believed to be reliable, but not guaranteed, and iCapital Securities assumes no liability for the information provided. This material is confidential, is the property of iCapital Securities and may not be shared without the written permission of iCapital Securities. No part of this material may be reproduced in any form, or referred to in any other publication, without express written permission of iCapital Securities.

Products offered by iCapital Securities are typically private placements that are sold only through transactions that are exempt from registration under the Securities Act of 1933 (the "1933 Act") pursuant to Rule 506(b) of Regulation D promulgated thereunder ("Private Placements") or a security registered under the 1933 Act that can only be offered to Accredited Investors as defined in Regulation D and that invests in Private Placements. An investment in any product issued pursuant to a Private Placement entails a high degree of risk and no assurance can be given that any alternative investment fund's investment objectives will be achieved or that investors

will receive a return of their capital. Further, such investments are not subject to the same levels of regulatory scrutiny as publicly listed investments, and as a result, investors may have access to significantly less information than they can access with respect to publicly listed investments. Prospective investors should also note that investments in Private Placements often involve long lock-ups and do not provide investors with liquidity.

Securities are offered through iCapital Securities, LLC, a registered broker dealer, member of FINRA and SIPC and subsidiary of Institutional Capital Network, Inc. (d/b/a iCapital Network). These registrations and memberships in no way imply that the SEC, FINRA or SIPC have endorsed the entities, products or services discussed herein. iCapital, iCapital Securities, and iCapital Network are registered trademarks of Institutional Capital Network, Inc. Additional information is available upon request.

Investors should be aware that iCapital Securities provides distribution services to the funds and that iCapital Securities does not provide services to any investor, including any determination regarding whether an investment in a fund is in the best interests of, or is suitable for, any investor. Investors should exercise their own judgment and/or consult with a professional advisor to determine whether an investment in a fund is advisable.

© 2021 Institutional Capital Network, Inc. All Rights Reserved.