





Innovation Metrics Tracking Sheet

 Hypotheses Log		 Experiment Log		 Learning Log		 Actions	
Name	Risk %	Name	Cost \$	Insight ✓ ? X	Confidence #0-1	Risk Reduction = Risk x Confidence	Re-test, Shelve, Persevere, Pivot
<i>Desirability</i>							
<i>Feasibility</i>							
<i>Viability</i>							
<i>Adaptability</i>							



Expected Return

Revenue Potential

Cost Structure

Overall Cost \$	Innovation Risk Level %	Expected Return \$
		
<input type="text"/>	<input type="text"/>	<input type="text"/>