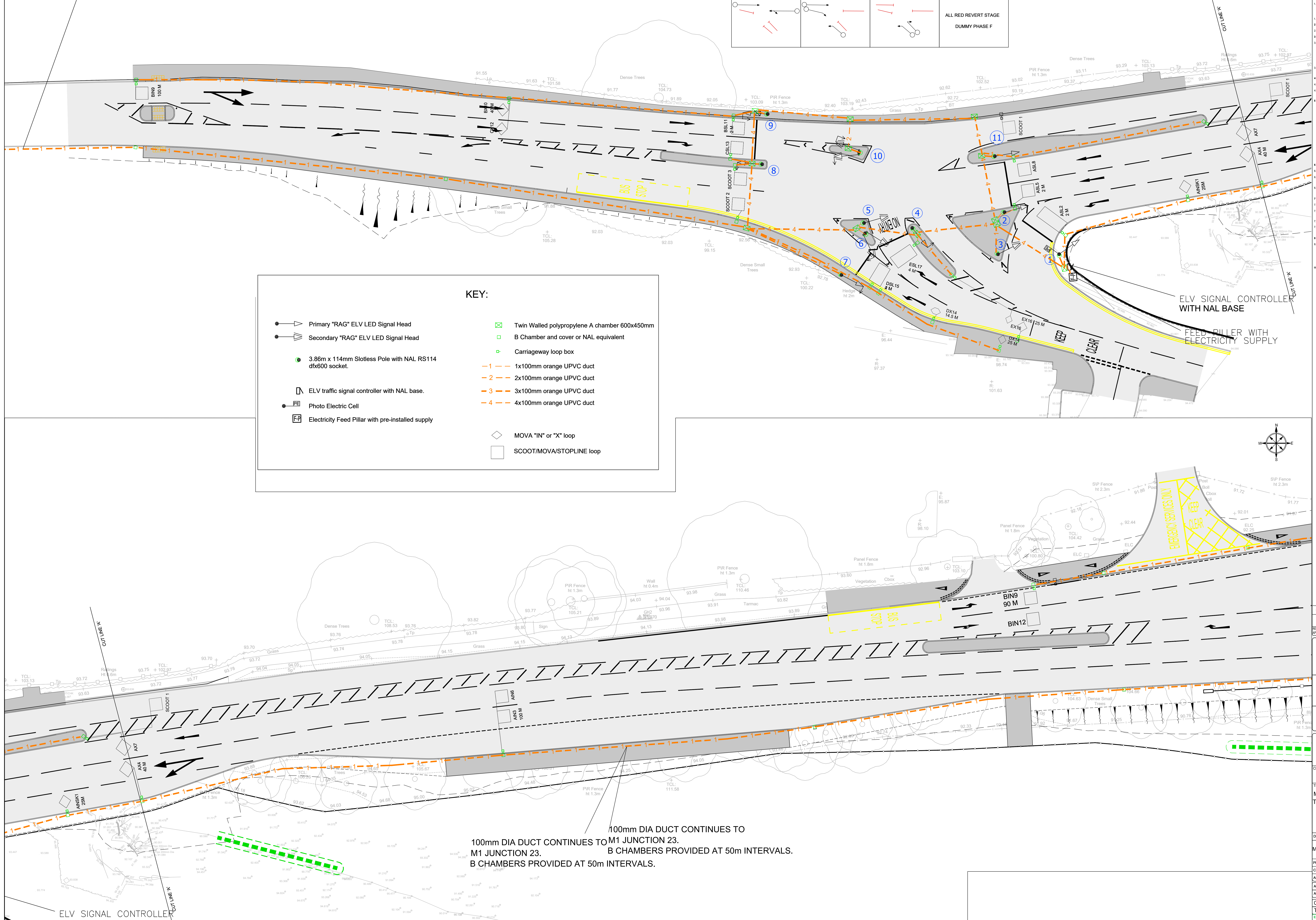
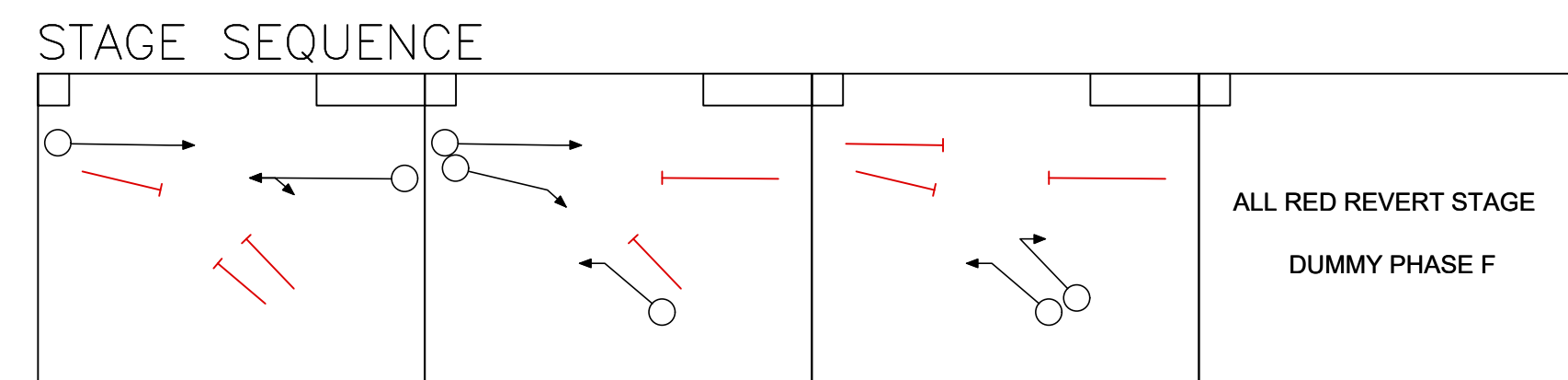
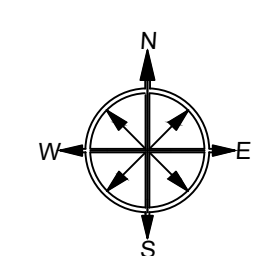


100MM DIA DUCT CONTINUES TO INGLEBERRY ROAD JUNCTION WITH TYPE B CHAMBERS PROVIDED AT 50M INTERVALS.



KEY:

- Primary "RAG" ELV LED Signal Head
- Secondary "RAG" ELV LED Signal Head
- 3.86m x 114mm Slotless Pole with NAL RS114 dxf600 socket.
- ELV traffic signal controller with NAL base.
- Photo Electric Cell
- Electricity Feed Pillar with pre-installed supply
- Twin Walled polypropylene A chamber 600x450mm
- B Chamber and cover or NAL equivalent
- Carriageway loop box
- 1 — 1x100mm orange UPVC duct
- 2 — 2x100mm orange UPVC duct
- 3 — 3x100mm orange UPVC duct
- 4 — 4x100mm orange UPVC duct
- ◇ MOVA "IN" or "X" loop
- SCOOT/MOVA/STOPLINE loop

100mm DIA DUCT CONTINUES TO M1 JUNCTION 23. B CHAMBERS PROVIDED AT 50m INTERVALS.

NOTES:

Particular Specification for the Supply and Installation of Traffic Signal Equipment at A512M1/23 Resurfaced Improvement.

Your tender will allow for the following:

- 1.1 The traffic signal equipment sub-contractor to be determined but will be selected from the County Councils approved list (Dumfries, Dymack or Tarrant unless otherwise approved). Consideration to be ELV type.
- 1.2 Not used.
- 1.3 Not used.
- 1.4 The signal contractor will allow for all cable connections for the communications system.
- 1.5 The contractor are to have UKAS certified OPLAs with compatible MOVASCOOT.
- 1.6 The tender shall include for cabling and connections between the contractor and pre-installed feeder pillars with dedicated power supply for safety signals.
- 1.7 The Traffic Signal company will allow for provision/availability of RouteNetwork Extender and any other equipment required to enable correct MOVASCOOT link between Controller 1 and Controller 2.
- 1.8 Supply and install a 100 core link cable between signal controller 1 and 2 for coordination.
- 2 Delivery of other equipment
- 2.1 The signal equipment shall be delivered to site during installation.
- 3 Coordination
- 3.1 Where any part of the Installation Contractor's works has to be co-ordinated with the work of other parties, or is dependent on the completion by other parties, the Installation Contractor to be prevented from commencing the work for a significant period of time, as set for which the usual remedy would be to make an additional claim for payment, shall inform the Contractor immediately and provide a copy of the notice to the Client.
- 3.2 Any variation/ written instructions must be submitted through the Contractor. Any instructions from the County Council representative will be given through the Contractor.
- 3.3 The Construction Design Management Regulations 2015.
- 3.4 The contract will be subject to The Construction Design and Management Regulations 2015.
- 3.5 The Planning Supervisor for this scheme is Leicestershire County Council.
- 4 Use of Sub-contractors
- 4.1 Please note that if you are intending to use a sub-contractor to carry out any installation work on this site, the sub-contractor must be approved in advance by Leicestershire County Council. It will be the Contractor's responsibility to ensure that any work undertaken by any approved sub-contractor fully complies with the requirements as stated in the Contract Agreement, the schedule of Prices, the latest version of the Leicestershire County Council Specification for Traffic Signal works, the Technical Specification, the working drawings and any other relevant Documentation or instructions issued by the Client. Any failure by a sub-contractor to meet the Client's requirements in full must be reported to the Client before they are engaged on any additional work. The Client reserves the right to refuse to accept the work of a particular sub-contractor if the Client's representative is not satisfied that the sub-contractor can carry out the installation works to the required standard. If you intend to use any sub-contractor you must declare this at the time of quotation otherwise any subsequent intention to use sub-contractors will not be accepted at the time of installation.
- 4.2 The Signal Company will be expected to co-ordinate their works with the site coating contractor. All top roads are to be in place before any coating commences.
- 4.3 All traffic management to be co-ordinated with work contractors including hoard for servicing or installing / aligning signal heads.
- 5 Programming of works
- 5.1 Refer to the schedule of materials with regard to programming of works.
- 5.2 The Signal Company will be expected to co-ordinate their works with the site coating contractor. All top roads are to be in place before any coating commences.
- 5.3 All traffic management to be co-ordinated with work contractors including hoard for servicing or installing / aligning signal heads.
- 6 Phase 1 tasks
- 6.1 All poles are to be galvanneal prior to the application of paint.
- 6.2 The position and orientation of poles within a site is to be agreed by Leicestershire County Council Engineer prior to installation.
- 6.3 All pole heights are to be 7 metres height and to include for installation into a pole socket.
- 6.4 All pole bases are to have two level access for ease of maintenance.
- 7 Signal heads
- 7.1 Where signal heads are to be ELV LED.

MVA aspects have been designed to Departmental Specification MD11542 "Installation Guide for MVA"

| | | | | |
|----------|--|------------|------|---|
| DC | New layout - moved bus stop & HE Slip lane | BM | 1612 | B |
| APPROVED | AMENDMENT | SKETCHDATE | REV | |

Leicestershire County Council

ENVIRONMENT AND TRANSPORT DEPARTMENT

ANN CARRUTHERS
DIRECTOR

LEICESTERSHIRE HIGHWAYS

CLIENT: Assets and Major Programmes

TITLE: M1 Junction 23 and A512 Improvements Scheme TRAFFIC SIGNAL EQUIPMENT

| | |
|---------------------------|-------|
| DRAWING NUMBER | SCALE |
| MTP0037.000/J23W/H312A/2B | 1:200 |

| | |
|-------------------------|-------------------------|
| PREPARED BY: A. STINSON | DATE: SEPT 2018 |
| CHECKED BY: P. WOODWARD | SIZE: A0 |
| APPROVED BY: F. BUCKLEY | CORR. FILE: MTP0037.000 |

AUTOCAD PROJECT DIR: P:\mtp and Des\Drawings\MTP0037\000\J23W\H312A\2B\Drawings\Design

AUTOCAD FILENAME: MTP0037.000_J23W_H312A_1C-2B

COUNTY HALL * GLENFIELD * LEICESTER * LE3 8RJ
Tel No : 0116 3050001 | Direct Dial : 0116 3051158

© Mark Jackson | www.leicestershire.gov.uk | www.leicestershire.gov.uk