



**DELFIELD®**  
*A Welbilt Brand*

2021 PRICE LIST

SUGGESTED LIST PRICE STANDARD EQUIPMENT AND ACCESSORIES



FRESH SOLUTIONS,  
**FIT FOR YOU**

EFFECTIVE | JULY 1, 2021

#### CONTACT DELFIELD

To contact Delfield directly, dial the number below. If you know your party's extension, you may dial it at any time. Press 1 for Technical Support, Press 2 for Parts Identification, Press 3 for Equipment Sales, Press 4 for a Departmental Listing, Press # to dial by name. All info is also available online at [www.delfield.com](http://www.delfield.com).

**(800) 733.8821**

**INTERNATIONAL CUSTOMERS: +1 (989) 773.7981**

**WWW.DELFIELD.COM**

#### FOR DELFIELD SALES & CUSTOMER SUPPORT

Sales and Customer Service Representatives are available from 8 am to 5 pm eastern time, Monday through Friday. Our highly trained Sales and Customer Service representatives will be happy to assist you with any of your questions and will make sure you are taken care of.

**(800) 733.8948 OR +1 (989) 773.7981**

#### INTERNATIONAL EQUIPMENT

Equipment for international destination is subject to additional charges. Call Toll Free Customer Service (800) 733.8948 for approval and quotation.

#### FOR PARTS AND SERVICE CONTACT KITCHENCARE

KitchenCare helps protect, service, and maintain your food service equipment throughout the lifecycle of your business. KitchenCare is designed to give you choices in caring for your equipment, no matter if you have one restaurant or multi-unit operations. Every new piece of Welbilt equipment comes with KitchenCare. Structured around levels of support to meet your operational needs from one restaurant to multiple units, you are able to choose the just the right level of support.

**(844) 724.2273**




## INDEX BY EQUIPMENT TYPE

An introduction to each product line precedes its pricing section.

<b>ORDERING INFORMATION</b> .....	8	Drop-Ins Food Wells .....	84-85
<b>ACCESSORIES</b>		Food Table .....	42
Blast Chiller/Shock Freezers .....	23	Pass-Thrus .....	11-12
Coolscapes .....	20-21	Reach-Ins .....	10-11
Display Cases .....	47	Roll-Ins .....	13
Drop-Ins/Built-Ins .....	86	Roll-Thrus .....	14
EHEI .....	42	Serving Counters .....	53, 59
Equipment Stands .....	40	<b>LETTUCE AND VEGETABLE SPIN DRIER</b> .....	87
Mobile Dispensing Equipment .....	96	<b>ECOMARK COMPONENT</b>	
Prep Tables .....	36-37	<b>CRAFTED EQUIPMENT</b> .....	PLEASE SEE SEPARATE BOOK
Reach-Ins .....	15	<b>ECOMARK PREP TABLES</b> .....	29-31
Serving Lines .....	70-73	<b>RACK DISPENSERS</b>	
Specification Line .....	15	Drop-In .....	85
Undercounter Refrigerators and Freezers .....	25	Mobile .....	94-95
Work Tables Refrigerated and Freezer .....	28	<b>RADIAL DROP-INS</b> .....	82
<b>BLAST CHILLERS/SOCK FREEZERS</b> .....	22-23	<b>REFRIGERATORS</b>	
<b>COOLSCAPES</b> .....	16-20	Bases .....	27
<b>CASHIER STANDS</b> .....	60, 68	Bases, Salad Top .....	30
<b>DISH DISPENSERS</b>		Bases, Mega Top .....	31
Drop-In .....	83	Combo Hot/Cold Serving Counter .....	55, 63
Mobile Enclosed Frame .....	90-93	Display .....	45-46
<b>DISPLAY CASES</b>		Drop-In Food Wells .....	80-81
Drop-In .....	44	Dual Temp .....	12
Refrigerated .....	45-46	Equipment Stands .....	38-39
<b>DROP-INS</b>		Pass-Thru .....	11-12
Cold Pans .....	76-77	Reach-In .....	10-11, 19-20
Cold Slab .....	82	Roll-In .....	13
Combo Hot/Cold .....	79	Roll-Thru .....	14
Dish Dispensers .....	83	Serving Counter .....	62
Display Cases .....	48, 49	Work Table .....	26-27
Freezer .....	79	Undercounter .....	24-25
Frost Tops .....	78	<b>SERVING COUNTERS</b>	
Heated Food Wells .....	80-81	All purpose .....	59, 67
LiquiTec® .....	77	Beverage .....	58, 66
Radial .....	82	Combination Hot/Cold .....	55, 63
Sink, Faucets & Glass Fillers .....	75	Frost Top .....	56, 64
Tray and Rack Dispenser .....	85	Heated .....	53
Water Station and Ice Storage .....	75	Ice Pan .....	65
<b>EHEI</b> .....	41-42	Refrigerated .....	54, 62
<b>EQUIPMENT STANDS</b>		Refrigerated Display .....	45-46
Low Profile Refrigerated and Freezer Base .....	38-39	<b>SPECIFICATION LINE</b>	
<b>FLEXISHIELD FOODSHIELDS</b> .....	49-52	Reach-in refrigerator & freezers .....	10
<b>FREEZERS</b>		Heated Reach-in & pass-thru .....	11
Bases .....	27	Dual Temp & pass-thru refrigerator & freezers .....	12
Drop-In .....	75	Roll-ins .....	12
Dual Temp .....	12	Roll-thrus & specialty .....	14
Equipment Stands .....	38-39	<b>TRAY DISPENSERS</b>	
Pass-Thrus .....	10-11	Drop-In/Built In .....	85
Reach-Ins .....	10-11, 19-20	Mobile Cantilever Frame .....	93
Roll-ins .....	1w	Mobile Enclosed Frame .....	94
Serving Counters .....	55-57	Mobile Open Frame .....	95
Undercounter .....	18, 24-25	<b>UTILITY CARTS</b> .....	95
Work Tables .....	18, 26-27	<b>WORK TABLES</b> .....	26-27
<b>HEATED UNITS</b>		<b>UNDERCOUNTER</b> .....	24-25
Combo Hot/Cold Serving Counter .....	55, 63		
Dish Dispensers .....	90-95		

Chef's Counters  
Serving Systems  
Engineered Products

**INFINITE POSSIBILITIES.**



## WHAT IS DELFIELD ECOMARK FABRICATION EQUIPMENT?

## CUSTOM FABRICATION WITH STANDARD COMPONENTS

CHEF'S COUNTERS



Delfield brings a different approach to custom fabrication. With any piece of equipment, such as utility storage, hot food table or glass rack cabinets, similar components are used. This holds true with freezers, refrigerators, prep tables, salad tables and so on. What Delfield has mastered is developing standard components that are consistent from job to job, year to year and month to month. What does this do for you? For one, the ability to purchase equipment that can be installed anywhere in the country and be assured it's the same each and every time. In addition, serviceability is increased due to common parts and labor is saved due to service technician's familiarity with the equipment. By developing common components in custom equipment Delfield is able to provide consistent pricing, no matter what time of year or how busy we happen to be.

SERVING SYSTEMS



Using the component crafted custom fabrication approach allows you to develop thousands of different equipment configurations while maintaining consistency throughout the equipment. Don't think for a minute that this technique takes away from the quality of the equipment. It's quite the opposite, Delfield's ability to produce commonality in our equipment is a great value in many ways to our customer.

Delfield allows many of these components to be modified but remain similar in construction. This is the advantage of using Delfield over local custom fabrication. Our solid modeling capabilities, automated part demand flow, leading edge break presses, lasers and punches all give Delfield customers consistent precise products versus antiquated pencil marked, hand braked parts.

### DELFIELD ECOMARK FABRICATION EQUIPMENT

Start building your dream counter now! All of these units can be combined under one continuous top (up to 168" long) Each unit can be quickly splined together or field welded, for seamless appearance.

#### GENERAL

- R290 or R-404A refrigerant options
- All units can be provided with optional 14-gauge stainless steel tops
- Special electrical requirements available on all units
- All refrigerators can be supplied remote or self contained

#### 14 SERIES — HOT FOOD TABLES



- Standard 16-gauge tops
- Electric
- Individually controlled or single tank water bath
- Standard with drains and manifold
- Optional cutting board
- Optional auto fill
- Available in any length

#### 15 SERIES — DISPLAY CASES




- Standard 16-gauge tops
- 24" or 30" deep under display section
- Mirror back, single service display with a see through display section with glass doors on both sides.
- Available in 4' and 6' lengths
- Optional locks
- Optional additional shelves
- Optional mirrored interior doors

#### 16 SERIES — UTILITY STANDS



- Standard 16-gauge tops
- Open shelf
- Dry drawer
- Hinged door
- Sliding door
- Available in any length
- Optional door/drawer locks
- Optional urn trough
- 10 year drawer warranty

#### 17 SERIES — EQUIPMENT STANDS



- Standard 18-gauge tops
- Standard maple cutting board
- Open shelf
- Dry drawer
- Refrigerated & freezer storage
- Optional doors
- Door/drawer locks
- Freezers from 43" to 94"
- Refrigerators from 39" to 122"
- Available for bottom mounted ventilation
- Full height sides and back for quick assembly into full equipment lineup
- Feature Delfield's exclusive Full Extension Plus Drawer System

## DELFIELD ECOMARK FABRICATION EQUIPMENT

### GENERAL


- R290 or R-404A refrigerant options
- All units can be provided with optional 14-gauge stainless steel tops
- Special electrical requirements available on all units
- All refrigerators can be supplied remote or self contained

### 18 SERIES — WORK TABLES



- Standard 16-gauge tops
- Refrigerated or freezer models available
- Optional 2 high and 3 high drawers
- Available up to 126" with four door/drawer fronts
- Optional tray racks

### 18 SERIES — SALAD AND MEGA TOP



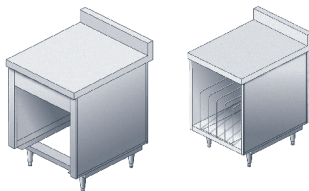
- Available from 36" to 132" with (4) base fronts
- Optional pans and adapter bars
- Number of pans to suit any need; 6 to 26 on salad tops and up to 42 on mega tops
- Optional cover styles.

### 18 SERIES — PIZZA PREP AND SANDWICH TABLES



- Available from 36" to 132" with (4) base fronts
- Optional cutting boards
- Optional 2 high and 3 high drawers
- Optional locks available
- Drain and gate valve available
- Optional pans and adapter bars
- Optional tray racks

### 20, 21, 22, SERIES — TOP EXTENSIONS AND ADD ON UNITS



- Available in any length and size
- Top extensions
- Dish rack and dispensers
- Food warmers
- Tilt out waste bins
- Hinged door waste bin
- Syrup tank storage cabinet
- Oval tray storage
- Build these units into any common top to come up with your desired length

Finish your line off with multiple options. Overshelves, finished backs and ends, tray slides, heat lamps, and outlets are all available to dress your counter. Make your vision a reality with Delfield Custom! Contact us at 800-733-8821 for a custom quote or pricing.

## NEED A QUOTE?

Delfield Sales ATTN: \_\_\_\_\_

Dealer ATTN: \_\_\_\_\_

## FIELD QUOTE REQUEST

Project Name: \_\_\_\_\_ Bid Date: \_\_\_\_\_

Location: (City/State): \_\_\_\_\_ Install Date: \_\_\_\_\_

Consultant: \_\_\_\_\_ Phone Number: \_\_\_\_\_

## IS LINE UP:

☐ EcoMark ☐ Shelley

## REFRIGERATED UNITS:

☐ Self-contained ☐ Remote

## HOT FOOD WELLS:

☐ Individual ☐ Open Bath

## PRE WIRED TO:

☐ Breaker Panel ☐ J-Box

## ARE DRAWINGS AVAILABLE:

☐ Plan ☐ Elevation (scale) ☐ Hand Sketch

## SIMILAR TO A JOB PREVIOUSLY QUOTED:

☐ Name: \_\_\_\_\_

## ACCESSORIES SUPPLIED AND INSTALLED BY DELFIELD:

☐ Yes ☐ No

## CUSTOMER SUPPLIED/INSTALLED BY DELFIELD:

☐ Yes ☐ No

## FIELD INSTALLED BY CUSTOMER:

☐ Yes ☐ No

## ANY SIZE RESTRICTIONS FOR INSTALLATION SITE:

☐ Max Size: \_\_\_\_\_

## FINISH OF EQUIPMENT:

☐ S/S ☐ Laminate

## IS THIS A:

☐ Quote Only ☐ Quote and Drawing

## KEY FOR LABELING DRAWING:

- |    |   |   |  |
|----|---|---|--|
| A: | <input type="radio"/> Dry Storage Unit                            | <input type="radio"/> Refrigerated                        |  |
| B: | <input type="radio"/> Raised Refrigerated Rail                    | <input type="radio"/> Salad Opening                       | <input type="radio"/> LiquiTec®                          |
| C: | <input type="radio"/> Hot Food Wells                              | <input type="radio"/> Mega Top Opening                    | <input type="radio"/> Standard <input type="radio"/> ESP |
| D: | <input type="radio"/> Pass-thru Storage                           | <input type="radio"/> Refrigerated                        | <input type="radio"/> Open Shelf                         |
| E: | <input type="radio"/> Dry Drawer                                  | <input type="radio"/> Roll Warmer                         | <input type="radio"/> Refrigerated Drawers               |
| F: | <input type="radio"/> Overshelf                                   | <input type="radio"/> Single <input type="radio"/> Double | Width: _____   |
|    | <input type="radio"/> Pot Rack                                    | <input type="radio"/> Single/Double                       | <input type="radio"/> Oval                               |
| G: | <input type="radio"/> Microwave Shelf: Length: _____ Width: _____ |   |  |
| H: | <input type="radio"/> Outlets                                     | <input type="radio"/> Heat Lamps                          | <input type="radio"/> Empty Baskets                      |
| I: | <input type="radio"/> Hand Sink: Size: _____                      |   |  |
| J: | <input type="radio"/> Standard Units                              |   |  |
| K: | <input type="radio"/> Top Extension                               |   |  |
| L: | <input type="radio"/> Open Storage                                | <input type="radio"/> Sliding Door                        | <input type="radio"/> Hinged Door                        |

Reach-In Refrigerators  
and Freezers  
Pass-Thrus  
Dual Temps  
Roll-Ins and Roll-Thrus  
Specialty



## GAR — REACH-IN REFRIGERATORS | GAF — REACH-IN FREEZERS



GAR1P-SH

- GreenGenius™ R290 top mount refrigeration system featuring TXV expansion valve and hot gas condensate removal
- easyTouch Control with remote monitoring capability
- Digital exterior temperature display with high/low temp visual alarms
- Energy saving LED interior light
- Removable side louver
- Accommodates full size sheet pans (void on narrow models)
- Smart door hinge that auto closes up to 90° and stays open past 90° (void on sliding glass door models)

- Patented, lifetime warranty integral door handle (solid doors only)
- Energy efficient door gasket – removable without tools
- Door locks
- 5" locking casters shipped loose for field installation
- 10' cord and plug attached
- Stainless steel exterior front, sides & interior
- Field rehingable doors - full height doors only
- Stainless steel pilaster with shelf clips
- 3 chrome shelves per section standard
- 115V / 60C / 1 P Standard
- 3 year parts and labor warranty and an additional 4-year compressor parts warranty

MODEL	DESCRIPTION	V/HZ/PH	AMPS	VOLUME CU. FT.	SHELF CAPACITY SQ. FT.	# OF SHELVES	UNIT H.P.	BTU/HR SYSTEM CAP	SHIP WEIGHT	NEMA PLUG	LIST PRICE
REFRIGERATORS											
GAR1P-S	One section, Full height solid door	115/60/1	4.2	21	11.5	3	0.22	1799	351 lbs	5-15P	<b>\$13,403</b>
GAR2P-S	Two section, Full height solid door	115/60/1	6	46	25.25	6	0.35	2385	495 lbs	5-15P	<b>\$18,002</b>
GAR3P-S	Three section, Full height solid door	115/60/1	6.5	71	39	9	0.38	3630	767 lbs	5-15P	<b>\$25,115</b>
GAR1P-SH	One section, Half height solid door	115/60/1	4.2	21	11.5	3	0.22	1799	351 lbs	5-15P	<b>\$14,353</b>
GAR2P-SH	Two section, Half height solid door	115/60/1	6	46	25.25	6	0.35	2385	495 lbs	5-15P	<b>\$18,923</b>
GAR3P-SH	Three section, Half height solid door	115/60/1	6.5	71	39	9	0.38	3630	767 lbs	5-15P	<b>\$26,373</b>
GAR1P-G	One section, Full height glass door	115/60/1	4.2	21	11.5	3	0.22	1799	236 lbs	5-15P	<b>\$14,535</b>
GAR2P-G	Two section, Full height glass door	115/60/1	6	46	25.25	6	0.35	2385	322 lbs	5-15P	<b>\$19,195</b>
GAR3P-G	Three section, Full height glass door	115/60/1	6.5	71	39	9	0.38	3630	485 lbs	5-15P	<b>\$27,524</b>
GAR1P-GH	One section, Half height glass door	115/60/1	4.2	21	11.5	3	0.22	1799	236 lbs	5-15P	<b>\$15,690</b>
GAR2P-GH	Two section, Half height glass door	115/60/1	6	46	25.25	6	0.35	2385	322 lbs	5-15P	<b>\$20,692</b>
GAR3P-GH	Three section, Half height glass door	115/60/1	6.5	71	39	9	0.38	3630	485 lbs	5-15P	<b>\$29,221</b>
GAR2P-GL	Two section, Full height sliding glass door	115/60/1	6	46	25.25	6	0.38	3630	490 lbs	5-15P	<b>\$23,726</b>
GAR1NP-S	One section narrow, Full height solid door	115/60/1	4.2	18	9.75	3	0.22	1799	361 lbs	5-15P	<b>\$13,632</b>
GAR2NP-S	Two section narrow, Full height solid door	115/60/1	6	40	21.75	6	0.35	2385	632 lbs	5-15P	<b>\$17,530</b>
GAR1NP-SH	One section narrow, Half height solid door	115/60/1	4.2	18	9.75	3	0.22	1799	361 lbs	5-15P	<b>\$14,860</b>
GAR2NP-SH	Two section narrow, Half height solid door	115/60/1	6	40	21.75	6	0.35	2385	632 lbs	5-15P	<b>\$19,106</b>
GAR1NP-G	One section narrow, Full height glass door	115/60/1	4.2	18	9.75	3	0.22	1799	391 lbs	5-15P	<b>\$15,350</b>
GAR2NP-G	Two section narrow, Full height glass door	115/60/1	6	40	21.75	6	0.35	2385	652 lbs	5-15P	<b>\$18,876</b>
GAR1NP-GH	One section narrow, Half height glass door	115/60/1	4.2	18	9.75	3	0.22	1799	391 lbs	5-15P	<b>\$15,909</b>
GAR2NP-GH	Two section narrow, Half height glass door	115/60/1	6	40	21.75	6	0.35	2385	652 lbs	5-15P	<b>\$20,327</b>
FREEZERS											
GAF1P-S	One section, Full height solid door	115/60/1	7.2	21	11.5	3	0.55	2035	354 lbs	5-15P	<b>\$15,690</b>
GAF2P-S	Two section, Full height solid door	115/60/1	10	46	25.25	6	0.68	2485	495 lbs	5-15P	<b>\$20,099</b>
GAF3P-S	Three section, Full height solid door	115/60/1	14.7	71	39	9	(2X)0.55	4065	772 lbs	5-20P	<b>\$28,983</b>
GAF1P-SH	One section, Half height solid door	115/60/1	7.2	21	11.5	3	0.55	2035	354 lbs	5-15P	<b>\$16,968</b>
GAF2P-SH	Two section, Half height solid door	115/60/1	10	46	25.25	6	0.68	2485	495 lbs	5-15P	<b>\$20,975</b>
GAF3P-SH	Three section, Half height solid door	115/60/1	14.7	71	39	9	(2X)0.55	4065	772 lbs	5-20P	<b>\$30,521</b>

Specification Line accessories and modifications can be found on page 15.

## GAH — REACH-IN HEATED | GAHPT — PASS-THRU HEATED



GAH1-SH

- easyTouch Control with remote monitoring capability
- Digital exterior temperature display with high/low temp visual alarms
- Removable side louver
- Accommodates full size sheet pans
- Stainless steel interior door liner
- Smart door hinge that auto closes up to 90° and stays open past 90°
- Patented, lifetime warranty integral door handle (solid doors only)
- Energy efficient door gasket – removable without tools
- Door locks
- 40 watt incandescent light

- 5" locking casters shipped loose for field installation
- 10' cord and plug attached
- Stainless steel exterior front, sides & interior
- Field rehingable doors - full height doors only
- Stainless steel pilaster with shelf clips
- 3 chrome shelves per section standard
- 3 year parts and labor warranty

MODEL	DESCRIPTION	V/HZ/PH	AMPS	VOLUME CU. FT.	SHELF CAPACITY SQ. FT.	# OF SHELVES	UNIT H.P.	BTU/HR SYSTEM CAP	SHIP WEIGHT	NEMA PLUG	LIST PRICE
HEATED REACH-INS											
GAH1-S	One section, Full height solid door	208-240/60/1	6	21	11.5	3	N/A	N/A	333 lbs	6-20P	\$11,352
GAH2-S	Two section, Full height solid door	208-240/60/1	10.5	46	25.5	6	N/A	N/A	630 lbs	6-20P	\$16,851
GAH1-SH	One section, Half height solid door	208-240/60/1	6	21	11.5	3	N/A	N/A	333 lbs	6-20P	\$12,544
GAH2-SH	Two section, Half height solid door	208-240/60/1	10.5	46	25.5	6	N/A	N/A	630 lbs	6-20P	\$18,006
GAH1-G	One section, Full height glass door	208-240/60/1	6	21	11.5	3	N/A	N/A	361 lbs	6-20P	\$11,928
GAH2-G	Two section, Full height glass door	208-240/60/1	10.5	46	25.5	6	N/A	N/A	640 lbs	6-20P	\$18,513
GAH1-GH	One section, Half height glass door	208-240/60/1	6	21	11.5	3	N/A	N/A	361 lbs	6-20P	\$13,033
GAH2-GH	Two section, Half height glass door	208-240/60/1	10.5	46	25.5	6	N/A	N/A	640 lbs	6-20P	\$19,851
HEATED PASS-THRUS											
GAHPT1-S	One section, Full height solid door	208-240/60/1	6	23	11.5	3	N/A	N/A	333 lbs	6-20P	\$13,766
GAHPT2-S	Two section, Full height solid door	208-240/60/1	10.5	50	25.5	6	N/A	N/A	630 lbs	6-20P	\$23,450
GAHPT1-SH	One section, Half height solid door	208-240/60/1	6	23	11.5	3	N/A	N/A	333 lbs	6-20P	\$14,978
GAHPT2-SH	Two section, Half height solid door	208-240/60/1	10.5	50	25.5	6	N/A	N/A	630 lbs	6-20P	\$24,821
GAHPT1-G	One section, Full height glass door	208-240/60/1	6	23	12.12	3	0.22	N/A	631 lbs	6-20P	\$15,366
GAHPT2-G	Two section, Full height glass door	208-240/60/1	10.5	50	26.5	6	0.38	N/A	640 lbs	6-20P	\$26,371
GAHPT1-GH	One section, Half height glass door	208-240/60/1	6	23	12.12	3	0.22	N/A	631 lbs	6-20P	\$16,564
GAHPT2-GH	Two section, Half height glass door	208-240/60/1	10.5	50	26.5	6	0.38	N/A	640 lbs	6-20P	\$28,172

Specification Line accessories and modifications can be found on page 15.

## SPECIFICATION LINE® DUAL TEMPS/PASS-THRUS

### GADT — DUAL TEMP | GARPT — PASS-THRU REFRIGERATORS | GAFPT — PASS-THRU FREEZERS



GARPT2P-G

- GreenGenius™ R290 top mount refrigeration system featuring TXV expansion valve and hot gas condensate removal
- easyTouch Control with remote monitoring capability
- Digital exterior temperature display with high/low temp visual alarms
- Energy saving LED interior light
- Removable side louver
- Accommodates full size sheet pans
- Raised ABS interior door liner
- Smart door hinge that auto closes up to 90° and stays open past 90°
- Patented, lifetime warranty integral door handle (solid doors only)
- Energy efficient door gasket – removable without tools
- Door locks
- 5" locking casters shipped loose for field installation
- 10' cord and plug attached
- Stainless steel exterior front, sides & interior
- Field rehingable doors - full height doors only
- Stainless steel pilaster with shelf clips
- 4 chrome shelves per section standard
- 115V / 60C / 1 P Standard
- 3 year parts and labor warranty and an additional 4 year compressor parts warranty

MODEL	DESCRIPTION	V/HZ/PH	AMPS	VOLUME CU. FT.	SHELF CAPACITY SQ. FT.	# OF SHELVES	UNIT H.P.	BTU/HR SYSTEM CAP	SHIP WEIGHT	NEMA PLUG	LIST PRICE
<b>DUAL TEMPS</b>											
<b>GADTR1P-SH</b>	One section, Half height solid door	115/60/1	6	21	(4x)8.6	4	(REF)0.20 (FRZR)0.315	1094 1453	398 lbs	5-15P	<b>\$19,140</b>
<b>GADBR1P-SH</b>	One section, Half height solid door	115/60/1	6	21	(4x)8.6	4	(REF)0.20 (FRZR)0.315	1094 1453	398 lbs	5-15P	<b>\$19,140</b>
<b>GADFL2P-S</b>	Two section, Full height solid door	115/60/1	6	46	(8x)8.6	8	(REF)0.20 (FRZR)0.315	TBD	TBD	5-15P	<b>\$22,687</b>
<b>GADRL2P-S</b>	Two section, Full height solid door	115/60/1	6	46	(8x)8.6	8	(REF)0.20 (FRZR)0.315	TBD	TBD	5-15P	<b>\$22,687</b>
<b>REFRIGERATOR, FREEZER PASS-THRU</b>											
<b>GARPT1P-S</b>	One section, Full height solid door	115/60/1	4.2	23	12.12	3	0.22	1799	448 lbs	5-15P	<b>\$15,571</b>
<b>GARPT2P-S</b>	Two section, Full height solid door	115/60/1	6.5	50	26.5	6	0.38	3320	652 lbs	5-15P	<b>\$23,102</b>
<b>GARPT1P-SH</b>	One section, Half height solid door	115/60/1	4.2	23	12.12	3	0.22	1799	448 lbs	5-15P	<b>\$16,977</b>
<b>GARPT2P-SH</b>	Two section, Half height solid door	115/60/1	6.5	50	26.5	6	0.38	3320	652 lbs	5-15P	<b>\$24,122</b>
<b>GARPT1P-G</b>	One section, Full height glass door	115/60/1	4.2	23	12.12	3	0.22	1799	472 lbs	5-15P	<b>\$16,310</b>
<b>GARPT2P-G</b>	Two section, Full height glass door	115/60/1	6.5	50	26.5	6	0.38	3320	680 lbs	5-15P	<b>\$25,386</b>
<b>GARPT1P-GH</b>	One section, Half height glass door	115/60/1	4.2	23	12.12	3	0.22	1799	472 lbs	5-15P	<b>\$18,357</b>
<b>GARPT2P-GH</b>	Two section, Half height glass door	115/60/1	6.5	50	26.5	6	0.38	3320	680 lbs	5-15P	<b>\$26,737</b>
<b>GAFPT1P-S</b>	One section, Full height solid door	115/60/1	7.2	23	12.12	3	0.55	1968	452 lbs	5-15P	<b>\$17,722</b>
<b>GAFPT2P-S</b>	Two section, Full height solid door	115/60/1	10	50	26.5	6	(2X)0.55	3936	482 lbs	5-20P	<b>\$24,621</b>
<b>GAFPT1P-SH</b>	One section, Half height solid door	115/60/1	7.2	23	12.12	3	0.55	1968	452 lbs	5-15P	<b>\$18,765</b>
<b>GAFPT2P-SH</b>	Two section, Half height solid door	115/60/1	10	50	26.5	6	(2X)0.55	3936	482 lbs	5-15P	<b>\$26,869</b>

Specification Line® Reach-Ins accessories and modifications can be found on page 15.

**GARRI — ROLL-IN REFRIGERATOR | GAFRI — ROLL-IN FREEZER | GAHRI — ROLL-IN HEATED**



**GARRI1P-S**

- GreenGenius™ R290 top mount refrigeration system featuring TXV expansion valve and hot gas condensate removal
- easyTouch Control with remote monitoring capability
- Digital exterior temperature display with high/low temp visual alarms
- Energy saving LED interior light (40 watt incandescent light on heated models)
- Removable side louver
- Accommodates full size sheet pans
- Smart door hinge that auto closes up to 90° and stays open past 90°
- Energy efficient door gasket – removable without tools
- Door locks
- Includes 14 GA stainless steel ramp - 1" tall with a 10 degree slope
- Raised ABS door liner (refrigerator/freezer models only)
- Stainless steel door liner (heated units only)
- 10' cord and plug attached
- Stainless steel exterior front, sides & interior
- 3 year parts and labor warranty and an additional 4 year compressor parts warranty

MODEL	DESCRIPTION	V/HZ/PH	AMPS	VOLUME CU. FT.	SHELF CAPACITY SQ. FT.	# OF SHELVES	UNIT H.P.	BTU/HR SYSTEM CAP	SHIP WEIGHT	NEMA PLUG	LIST PRICE
<b>GARRI1P-S</b>	One section, Full height solid door	115/60/1	6	37	N/A	N/A	0.35	2385	446 lbs	5-15P	<b>\$15,633</b>
<b>GARRI2P-S</b>	Two section, Full height solid door	115/60/1	6.5	76.5	N/A	N/A	0.38	3320	715 lbs	5-15P	<b>\$21,308</b>
<b>GARRI1P-G</b>	One section, Full height glass door	115/60/1	6	37	N/A	N/A	0.35	2385	486 lbs	5-15P	<b>\$17,424</b>
<b>GARRI2P-G</b>	Two section, Full height glass door	115/60/1	6.5	76.5	N/A	N/A	0.38	3320	745 lbs	5-15P	<b>\$23,117</b>
<b>GAFRI1P-S</b>	One section, Full height solid door	115/60/1	10	37	N/A	N/A	0.68	2194	466 lbs	5-15P	<b>\$17,603</b>
<b>GAFRI2P-S</b>	Two section, Full height solid door	115/60/1	14.7	76.5	N/A	N/A	(2X) 0.55	3936	690 lbs	5-20P	<b>\$26,000</b>
<b>GAHRI1-S</b>	One section, Full height solid door	208-240/60/1	6	37	N/A	N/A	N/A	N/A	446 lbs	6-20P	<b>\$14,606</b>
<b>GAHRI2-S</b>	Two section, Full height solid door	208-240/60/1	10.5	76.5	N/A	N/A	N/A	N/A	715 lbs	6-20P	<b>\$20,112</b>
<b>GAHRI1-G</b>	One section, Full height glass door	208-240/60/1	6	37	N/A	N/A	N/A	N/A	486 lbs	6-20P	<b>\$16,337</b>
<b>GAHRI2-G</b>	Two section, Full height glass door	208-240/60/1	10.5	76.5	N/A	N/A	N/A	N/A	745 lbs	6-20P	<b>\$22,449</b>

Specification Line® Reach-Ins accessories and modifications can be found on page 15.

**GARRT - ROLL-THRU REFRIGERATOR | GAHRT - ROLL-THRU HEATED | GAFF-D - FISH FILE**



**GARRT1P-S**

- GreenGenius™ R290 top mount refrigeration system featuring TXV expansion valve and hot gas condensate removal
- easyTouch Control with remote monitoring capability
- Digital exterior temperature display with high/low temp visual alarms
- Energy saving LED interior light (40 watt incandescent light on heated models)
- Removable side louver
- Accommodates full size sheet pans
- Raised ABS interior door liner (Refrigerated models only)
- Stainless steel door liner (heated units only)
- Smart door hinge that auto closes up to 90° and stays open past 90°
- Stainless steel door liner (v units only)
- Energy efficient door gasket – removable without tools
- Door locks
- 10' cord and plug attached
- Includes 14 GA stainless steel ramp - 1" tall with a 10 degree slope
- Stainless steel exterior front, sides & interior
- 3 year parts and labor warranty and an additional 4 year compressor parts warranty

MODEL	DESCRIPTION	V/HZ/PH	AMPS	VOLUME CU. FT.	SHELF CAPACITY SQ. FT.	# OF SHELVES	UNIT H.P.	BTU/HR SYSTEM CAP	SHIP WEIGHT	NEMA PLUG	LIST PRICE
<b>GARRT1P-S</b>	One section, Full height solid door	115/60/1	6	39	N/A	N/A	0.35	2385	486 lbs	5-15P	<b>\$18,190</b>
<b>GARRT2P-S</b>	Two section, Full height solid door	115/60/1	6.5	80.5	N/A	N/A	0.38	3320	683 lbs	5-15P	<b>\$24,929</b>
<b>GAHRT1-S</b>	One section, Full height solid door	208-240/60/1	6	39	N/A	N/A	N/A	N/A	465 lbs	6-20P	<b>\$17,866</b>
<b>GAHRT2-S</b>	Two section, Full height solid door	208-240/60/1	10.5	80.5	N/A	N/A	N/A	N/A	683 lbs	6-20P	<b>\$24,884</b>
<b>GARFF1P-D</b>	One Section, Fish File Drawers with S/S interior	115/60/1	6	39	N/A	N/A	0.35	2385	TBD	5-15P	<b>\$21,207</b>

Specification Line® Reach-Ins accessories and modifications can be found on page 15.

## SPECIFICATION LINE® SERIES ACCESSORIES

PART #	DESCRIPTION	AVAIL. ON MODELS	LIST PRICE	PART #	DESCRIPTION	AVAIL. ON MODELS	LIST PRICE
AS000-AXC-003C	Stainless Steel Back 2 Section Roll-In	RI	\$208	AS000-CVK-0038	Kick Plate (3 Section) — Front/Back (For Use With 5" Caster)	R	\$292
AS000-AXC-003D	Stainless Steel Back 1 Section Roll-In	RI	\$147	AS000-CVK-0039	Kick Plate (1 Section — Narrow) Front/Back (For Use With 5" Caster)	R	\$139
AS000-B6R-0039	Utility Base (1 Section)	R, DT	\$411	AS000-CVK-003A	Kick Plate (2 Section — Narrow) Front/Back (For Use With 5" Caster)	R	\$204
AS000-B6R-003A	Utility Base (2 Section)	R, DT	\$579	AS000-CVK-003B	Kick Plate — Side (For Use With 5" Caster)	R, PT, DT	\$108
AS000-B6R-003B	Utility Base (3 Section)	R	\$731	AS000-CYT-0058	6" Ride Height Casters (1 Or 2 Section)	R, PT, DT	N/C
AS000-B6R-003C	Utility Base (1 Section Narrow)	R	\$411	AS000-CYT-005A	6" Ride Height Casters (3 Section)	R	N/C
AS000-B6R-003D	Utility Base (2 Section Narrow)	R	\$579	AS000-CYT-005B	6" Stainless Steel Legs (1 Or 2 Section)	R, PT, DT	\$121
AS000-B6R-003E	Utility Base (1 Section Pass-Thru)	PT	\$381	AS000-CYT-005D	6" Stainless Steel Legs (3 Section)	R	\$179
AS000-B6R-003F	Utility Base (2 Section Thru)	PT	\$579	AS000-CYT-005G	6" Stainless Steel Flanged Feet (1 Or 2 Section)	R, PT, DT	\$226
AS000-B88-0030	Export/Transformer 220-240V/50 or 60 Hz (Shipped Loose)	R, PT, DT, RI, RT	\$1,581	AS000-CYT-005I	6" Stainless Steel Flanged Feet (3 Section)	R	\$325
AS000-BCS-0032	Trim Strips	R, PT, DT, I, RT	\$200	AS000-CZ9-0034	Two Drawers In Place Of 1/2 Height Door (Bottom Section Only)		\$4,217
AS000-BCS-0033	Angle Molding	R, PT, DT, RI, RT	\$60	COVPEDAL	Foot Pedal		\$393
AS000-BF3-0050	Prison Package - Reach In 1 Dr		\$785	AS2196159	Humidity Sensor		\$196
AS000-BF3-0052	Prison Package - Reach In 2 Dr		\$1,179	AS269-AFJ-0044	Ramp, Ri/Rt, Flat	RI, RT	N/C
AS000-BF3-0058	Prison Package - Reach In 3 Dr		\$1,662	AS359-CT7-0035	Stainless Steel Back (1 Section)	R, PT, DT	\$1,539
AS000-BF3-0062	Prison Package - Rollin/Roll-Thru 1 Dr		\$674	AS359-CT7-0037	Stainless Steel Back (3 Section)	R	\$3,672
AS000-BF3-0063	Prison Package - Rollin/Roll-Thru 2 Dr		\$1,040	AS359-CT7-0039	Stainless Steel Back (1 Section Narrow)	R	\$1,909
AS000-CTA-003M	Flat Stainless Steel Door Liner (Full Height)	R, PT, RI, RT	N/C	AS359-CT7-003G	Stainless Steel Back (2 Section)	R, PT, DT	\$2,579
AS000-CTA-003N	Flat Stainless Steel Door Liner (Half Door-Top Lt, Btm Rt Section)	R, PT, DT	N/C	AS359-CT7-003Q	Stainless Steel Back (2 Section Narrow)	R	\$3,311
AS000-CTA-003P	Flat Stainless Steel Door Liner (Half Door-Btm Lt, Top Rt Section)	R, PT, DT	N/C	AS3978319	Stainless Steel Shelf Bridge Htd	R	\$60
AS000-CTA-003Q	Flat Stainless Steel Door Liner (Full Height)	R	N/C	AS3978320	Stainless Steel Shelf Htd— (Per Shelf)	R	\$213
AS000-CTA-003R	Flat Stainless Steel Door Liner - Narrow (Half Door-Btm Lt, Top Rt Section)	R	N/C	AS3978322	Stainless Steel Shelf Narrow	R	\$213
AS000-CTA-003S	Flat Stainless Steel Door Liner - Narrow (Half Door-Top Lt, Btm Rt Section)	R	N/C	AS3978324	Stainless Steel Shelf Dual Temp 20" Deep	DT	\$213
AS000-CTA-0045	Half Height Solid Stainless Steel Door Pair In Lieu Of One Full Height Hinged Solid Door (Refg & Frz)		\$959	AS3978325	Stainless Steel Shelf Dual Temp 26" Deep	DT	\$213
AS000-CTA-0048	Half Height Solid Stainless Steel Door Pair In Lieu Of One Full Height Hinged Solid Door (Narrow)		\$781	AS3978326	Stainless Steel Refg/Frz Shelf (Per Shelf)	R	\$213
AS000-CTA-004C	Half Height Solid Stainless Steel Door Pair In Lieu Of One Full Height Hinged Solid Door (Htd)		\$872	AS3978327	Stainless Steel Shelf	PT	\$213
AS000-CTA-006C	One Half Height Glass Door In Lieu Of One Half Height Stainless Steel Door (Top Left Or Bottom Right Section) — Heated	R, PT	\$1,088	AS3978328	Stainless Steel Bridge	R	\$60
AS000-CTA-006E	Full Height Glass Door In Lieu Of Full Height Stainless Steel Door Roll-In/Roll-Thru (Right) — Heated	RI, RT	\$1,462	AS3978329	Additional Shelf Htd— Chrome (Per Shelf)	R	\$177
AS000-CTA-006F	Full Height Glass Door In Lieu Of Full Height Stainless Steel Door Roll-In/Roll-Thru (Left) — Heated	RI, RT	\$1,462	AS3978330	Additional Shelf Narrow	R	\$177
AS000-CTA-006J	One Half Height Glass Door In Lieu Of One Half Height Stainless Steel Door (Top Left Or Bottom Right Section) — Refrigerator	R, PT, DT	\$1,575	AS3978331	Additional Shelf Dual Temp 20" Deep	DT	\$177
AS000-CTA-006P	Flat Stainless Steel Door Liner Lt (Roll-In/Roll-Thru)	RI, RT	CONTACT FACTORY	AS3978332	Additional Shelf Dual Temp 26" Deep	DT	\$177
AS000-CTA-006Q	Flat Stainless Steel Door Liner Rt (Roll-In/Roll-Thru)	RI, RT	N/C	AS3978333	Additional Shelf Ref/Frz— Chrome (Per Shelf)	R	\$177
AS000-CTA-006R	Glass Door— (Full Narrow Height) In Lieu Of Solid S/S Door		\$2,027	AS3978334	Additional Shelf	PT	\$177
AS000-CTA-006S	Glass Door — (Half Narrow Height Top Or Bottom) Pair In Lieu Of Solid S/S Door		\$2,838	AS3978335	Chrome Bridge	R	\$56
AS000-CTA-006U	Glass Door — (Full Height) In Lieu Of Solid S/S Door		\$2,250	AS3978336	Chrome Bridge	H	\$33
AS000-CTA-006V	Glass Door — (Half Height Top Or Btm) Pair In Lieu Of Solid S/S Door		\$3,150	CSCASTER	Mounted On Legs/Casters From Factory (Per Pair)	R, PT, DT	\$318
AS000-CTA-006X	Glass Door— (Full Htd Height) In Lieu Of Solid S/S Door		\$1,894	G263-CTM-0030	T51 — 18x26" Pan Flange Support (Per Pair)	R, PT	\$51
AS000-CTA-006Z	Glass Door — (Half Htd Height Top Or Btm) Pair In Lieu Of Solid S/S Door		\$2,838	G263-CTM-0032	T53 — 12x20" Pan Flange Support (Per Pair)	R, PT	\$54
AS000-CV8-0030	2" Curb — 1 Section	R, PT, DT	\$135	G263-CTM-0033	T52 — 12x20" Pan Or 18x26" Pan Bottom Support (Per Pair)	R, PT	\$102
AS000-CV8-0031	2" Curb — 2 Section	R, PT, DT	\$182	G263-CTM-0038	T52-H — 12x20/18x26 Bottom Sprt Htd Cab (Pair)	H	\$150
AS000-CV8-0032	2" Curb — 3 Section	R	\$270	G263-CTM-0039	T53-H — 12x20 Flange Support Htd Cab (Pair)	H	\$83
AS000-CV8-0033	2" Curb — 1 Section (Narrow)	R	\$135	G263-CUW-0030	T54 — One Pair Rod Type 18 Levels 18x26" Flange Support	R, PT	\$320
AS000-CV8-0034	2" Curb — 2 Section (Narrow)	R	\$182	G263-CUW-0032	T54-H—One Pair Rod Type 18 Levels 18x26 Htd Cab	R, PT	\$494
AS000-CVK-0030	Kick Plate (1 Section) — Front/Back (For Use With 6" Caster/Leg)	R, PT, DT	\$139	AS000-CTA-006I	Full Height Glass Door In Lieu Of Full Height Stainless Steel Door — Heated	R, PT	\$1,117
AS000-CVK-0031	Kick Plate (2 Section) — Front/Back (For Use With 6" Caster/Leg)	R, PT, DT	\$204	AS000-CTA-006K	One Half Height Glass Door In Lieu Of One Half Height Stainless Steel Door (Bottom Left Or Top Right Section) — Refrigerator	R, PT, DT	\$744
AS000-CVK-0032	Kick Plate (3 Section) — Front/Back (For Use With 6" Caster/Leg)	R	\$292	AS000-CTA-006L	Full Height Glass Door In Lieu Of Full Height Stainless Steel Door — Refrigerator	R, PT, DT	\$977
AS000-CVK-0033	Kick Plate (1 Section — Narrow) Front/Back (For Use With 6" Caster/Leg)	R	\$139	AS000-CZ9-0038	Interior Drawer, Refg/Frz		\$547
AS000-CVK-0034	Kick Plate (2 Section — Narrow) Front/Back (For Use With 6" Caster/Leg)	R	\$204	GASHELFCRD	Shelf Credit	R	- \$73
AS000-CVK-0035	Kick Plate — Side (For Use With 6" Caster/Leg)	R, PT, DT	\$108	GASHELFCRDH	Shelf Credit	H	- \$73
AS000-CVK-0036	Kick Plate (1 Section) — Front/Back (For Use With 5" Caster)	R, PT, DT	\$139	GASHELFCRDP	Shelf Credit	PT	- \$73
AS000-CVK-0037	Kick Plate (2 Section) — Front/Back (For Use With 5" Caster)	R, PT, DT	\$204	GASHELFCRDDT	Shelf Credit	DT	- \$146
				GASHELFCRDN	Shelf Credit	NARROW	- \$73
				GAREHINGE	Rehinge Option With Chrome Hinges (Glass, Solid, Half Or Full On All Heated, Refrigerated Or Freezer Reach-In, Pass-Thru Or Dual Temp Models)		\$289
				GASSHINGE	Stainless Steel Hinges Versus Standard Chrome Hinges		\$289

### OPTIONS:

RT = REACH-INS  
DT = DUAL TEMPS  
RT = ROLL-THRUS

PT = PASS-THRUS  
RI = ROLL-INS

## Undercounter/Worktables Reach-In Refrigerators And Freezers



## COOLSCAPES® UNDERCOUNTER/WORKTABLES

### GUR: COOLSCAPES® | R290 REFRIGERATED UNDERCOUNTER/WORKTABLES



GUR60P-S

- State-of-the-art R290 GreenGenius™ refrigeration system that is low on environmental impact and high in energy efficiency.
- Durable, rugged stainless steel top and front
- Smart door hinge that auto closes up to 90 degrees and stays open past 90 degrees.
- 180 degree door opening
- Environmentally friendly R290 refrigerant
- High density foamed in place environmentally friendly, Kyoto Protocol Compliant, Non ODP (Ozone Depletion Potential), Non GWP (Global Warming Potential) polyurethane keeps energy costs low
- Integral door/drawer handle

- 5" (two locking, two non-locking) casters shipped loose for field installation
- 8' cord and plug supplied
- Gray epoxy coated shelves with pins, one per section (Door models only)
- Electronic temperature control
- Energy efficient door gasket removable without tools
- Field rehingable doors (door models only)
- Caster options available for lower heights
- Three-year parts and labor warranty and an additional four year compressor parts warranty
- 10 year warranty on drawer track parts
- 100% front breathing-clearance not required on top/sides

MODEL	L	D	H	STORAGE CU. FT.	H.P.	AMP	VOLTS	ENERGY DATA KWH	NEMA PLUG	SHIP WEIGHT	FREIGHT CLASS	LIST PRICE
WITH STAINLESS STEEL DOORS												
GUR24P-S	24"	31.59"	36"	5.5	1/5	3.2	115	1.14	5-15P	140 lbs.	150	\$3,889
GUR27P-S	27"	31.59"	36"	6.5	1/5	3.2	115	1.12	5-15P	145 lbs.	150	\$4,280
GUR32P-S	32"	31.59"	36"	8	1/5	3.2	115	1.19	5-15P	161 lbs.	150	\$5,359
GUR48P-S	48"	31.59"	36"	12.5	1/5	3.2	115	1.63	5-15P	207 lbs.	150	\$5,759
GUR60P-S	60"	31.59"	36"	16.2	1/5	3.2	115	1.82	5-15P	234 lbs.	150	\$6,639
GUR72P-S	72"	31.59"	36"	20.6	1/5	3.2	115	1.96	5-15P	263 lbs.	150	\$7,995
WITH GLASS DOORS												
GUR24P-G	24"	31.59"	36"	5.5	1/5	3.2	115	1.14	5-15P	140 lbs.	150	\$4,489
GUR27P-G	27"	31.59"	36"	6.5	1/5	3.2	115	1.12	5-15P	145 lbs.	150	\$4,879
GUR32P-G	32"	31.59"	36"	8	1/5	3.2	115	1.19	5-15P	161 lbs.	150	\$5,957
GUR48P-G	48"	31.59"	36"	12.5	1/5	3.2	115	1.63	5-15P	207 lbs.	150	\$6,958
GUR60P-G	60"	31.59"	36"	16.2	1/5	3.2	115	1.82	5-15P	234 lbs.	150	\$7,838
GUR72P-G	72"	31.59"	36"	20.6	1/5	3.2	115	1.96	5-15P	263 lbs.	150	\$9,794
WITH DRAWERS												
GUR24P-D	24"	31.59"	36"	4.1	1/5	3.2	115	1.14	5-15P	162 lbs.	150	\$4,982
GUR27P-D	27"	31.59"	36"	4.8	1/5	3.2	115	1.12	5-15P	168 lbs.	150	\$5,371
GUR32P-D	32"	31.59"	36"	5.8	1/5	3.2	115	1.19	5-15P	185 lbs.	150	\$6,641
GUR48P-D	48"	31.59"	36"	9.2	1/5	3.2	115	1.63	5-15P	252 lbs.	150	\$7,945
GUR60P-D	60"	31.59"	36"	11.7	1/5	3.2	115	1.82	5-15P	284 lbs.	150	\$9,208
GUR72P-D	72"	31.59"	36"	14.2	1/5	3.2	115	1.96	5-15P	330 lbs.	150	\$11,271
WITH STAINLESS STEEL DOORS - 4" BACKSPLASH												
GUR24BP-S	24"	31.59"	36"	5.5	1/5	3.2	115	1.14	5-15P	140 lbs.	150	\$4,274
GUR27BP-S	27"	31.59"	36"	6.5	1/5	3.2	115	1.12	5-15P	145 lbs.	150	\$4,666
GUR32BP-S	32"	31.59"	36"	8	1/5	3.2	115	1.19	5-15P	161 lbs.	150	\$5,787
GUR48BP-S	48"	31.59"	36"	12.5	1/5	3.2	115	1.63	5-15P	207 lbs.	150	\$6,187
GUR60BP-S	60"	31.59"	36"	16.2	1/5	3.2	115	1.82	5-15P	234 lbs.	150	\$7,023
GUR72BP-S	72"	31.59"	36"	20.6	1/5	3.2	115	1.96	5-15P	263 lbs.	150	\$8,423
WITH GLASS DOORS - 4" BACKSPLASH												
GUR24BP-G	24"	31.59"	36"	5.5	1/5	3.2	115	1.14	5-15P	140 lbs.	150	\$4,874
GUR27BP-G	27"	31.59"	36"	6.5	1/5	3.2	115	1.12	5-15P	145 lbs.	150	\$5,264
GUR32BP-G	32"	31.59"	36"	8	1/5	3.2	115	1.19	5-15P	161 lbs.	150	\$6,471
GUR48BP-G	48"	31.59"	36"	12.5	1/5	3.2	115	1.63	5-15P	207 lbs.	150	\$7,387
GUR60BP-G	60"	31.59"	36"	16.2	1/5	3.2	115	1.82	5-15P	234 lbs.	150	\$8,224
GUR72BP-G	72"	31.59"	36"	20.6	1/5	3.2	115	1.96	5-15P	263 lbs.	150	\$10,222
WITH DRAWERS - 4" BACKSPLASH												
GUR24BP-D	24"	31.59"	36"	4.1	1/5	3.2	115	1.14	5-15P	162 lbs.	150	\$5,346
GUR27BP-D	27"	31.59"	36"	4.8	1/5	3.2	115	1.12	5-15P	168 lbs.	150	\$5,758
GUR32BP-D	32"	31.59"	36"	5.8	1/5	3.2	115	1.19	5-15P	185 lbs.	150	\$7,072
GUR48BP-D	48"	31.59"	36"	9.2	1/5	3.2	115	1.63	5-15P	252 lbs.	150	\$8,373
GUR60BP-D	60"	31.59"	36"	11.7	1/5	3.2	115	1.82	5-15P	284 lbs.	150	\$9,594
GUR72BP-D	72"	31.59"	36"	14.2	1/5	3.2	115	1.96	5-15P	330 lbs.	150	\$11,614

Coolscapes® Undercounter/Worktables accessories and modifications can be found on page 21.

## GUF: COOLSCAPES® R290 FREEZER UNDERCOUNTER/WORKTABLES



GUF60BP-D

- State-of-the-art R290 GreenGenius™ refrigeration system that is low on environmental impact and high in energy efficiency.
- Durable, rugged stainless steel top and front
- Smart door hinge that auto closes up to 90 degrees and stays open past 90 degrees.
- 180 degree door opening
- Environmentally friendly R290 refrigerant
- High density foamed in place environmentally friendly, Kyoto Protocol Compliant, Non ODP (Ozone Depletion Potential), Non GWP (Global Warming Potential) polyurethane keeps energy costs low
- Integral door/drawer handle
- 5" (two locking, two non-locking) casters shipped loose for field installation
- 8' cord and plug supplied
- Gray epoxy coated shelves with pins (Door models only)
- Electronic temperature control
- Energy efficient door gasket removable without tools
- Replaceable door opening perimeter heater
- Field rehingable doors (door models only)
- Caster options available for lower heights
- Three-year parts and labor warranty and an additional four year compressor parts warranty
- 10 year warranty on drawer track parts
- 100% front breathing-clearance not required on top/sides

MODEL	L	D	H	STORAGE CU. FT.	H.P.	AMP	VOLTS	ENERGY DATA KWH	NEMA PLUG	SHIP WEIGHT	FREIGHT CLASS	LIST PRICE
-------	---	---	---	--------------------	------	-----	-------	--------------------	--------------	----------------	------------------	---------------

### WITH STAINLESS STEEL DOORS

GUF27P-S	27"	31.59"	36"	6.5	1/4	2.6	115	2.6	5-15P	151 lbs.	150	<b>\$4,478</b>
GUF32P-S	32"	31.59"	36"	8	1/4	2.6	115	2.17	5-15P	165 lbs.	150	<b>\$5,982</b>
GUF48P-S	48"	31.59"	36"	12.5	1/3	6.4	115	3.78	5-15P	224 lbs.	150	<b>\$6,234</b>
GUF60P-S	60"	31.59"	36"	16.2	1/3	6.4	115	4.02	5-15P	250 lbs.	150	<b>\$8,064</b>

### WITH DRAWERS

GUF27P-D	27"	31.59"	36"	4.8	1/5	2.6	115	2.25	5-15P	175 lbs.	150	<b>\$5,571</b>
GUF32P-D	32"	31.59"	36"	5.8	1/5	2.6	115	2.44	5-15P	189 lbs.	150	<b>\$7,077</b>
GUF60P-D	60"	31.59"	36"	11.7	1/5	6.4	115	4.53	5-15P	300 lbs.	150	<b>\$10,251</b>

### WITH STAINLESS STEEL DOORS - 4" BACKSPLASH

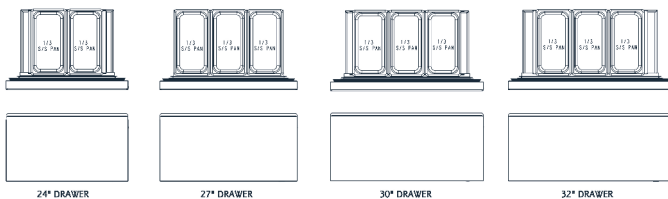
GUF27BP-S	27"	31.59"	36"	6.5	1/5	2.6	115	2.6	5-15P	151 lbs.	150	<b>\$4,864</b>
GUF32BP-S	32"	31.59"	36"	8	1/5	2.6	115	2.17	5-15P	165 lbs.	150	<b>\$6,370</b>
GUF48BP-S	48"	31.59"	36"	12.5	1/5	6.4	115	3.78	5-15P	224 lbs.	150	<b>\$6,747</b>
GUF60BP-S	60"	31.59"	36"	16.2	1/5	6.4	115	4.02	5-15P	250 lbs.	150	<b>\$8,664</b>

### WITH DRAWERS - 4" BACKSPLASH

GUF27BP-D	27"	31.59"	36"	4.8	1/5	2.6	115	2.25	5-15P	175 lbs.	150	<b>\$5,957</b>
GUF32BP-D	32"	31.59"	36"	5.8	1/5	2.6	115	2.44	5-15P	189 lbs.	150	<b>\$7,461</b>
GUF60BP-D	60"	31.59"	36"	11.7	1/5	6.4	115	4.53	5-15P	300 lbs.	150	<b>\$10,850</b>

Coolscales® Undercounter/Worktables accessories and modifications can be found on page 21.

## DRAWER CONFIGURATIONS



## GBRP — REACH-IN REFRIGERATORS



GBR1P-SH



GBR1P-GH

- GreenGenius™ R290 top mount refrigeration system featuring TXV expansion valve and hot gas condensate removal
- Digital exterior temperature display with high/low temp visual alarms
- Temperature range of 33°F to 40°F
- Energy saving LED interior light
- Removable side louver
- Raised ABS interior door liner
- Accommodates full size sheet pans
- Gray epoxy coated shelves (3 per section) with shelf bridge
- Smart door hinge that auto closes up to 90° and stays open past 90°
- Integral door handle
- 180° door opening
- Energy efficient door gasket – removable without tools
- Locking doors
- 5" locking casters shipped loose for field installation
- 10' cord and plug attached

### STANDARD FEATURES OF SERIES GB

- Three-year parts and labor warranty and an additional four year compressor parts warranty
- Stainless steel exterior front
- Stainless steel exterior sides
- Gray coated aluminum interior
- Stainless steel interior floor
- Field rehingable doors
- Stainless steel pilaster with shelf clips
- Vapor lock relief valve

MODEL	DESCRIPTION	L	D	H	STORAGE CU. FT.	H.P.	AMP	VOLTS	NEMA PLUG	SHIP WEIGHT	LIST PRICE
<b>SOLID DOOR GB REFRIGERATORS</b>											
<b>GBR1P-S</b>	One section, Full height door	27.4"	32.5"	79.5"	21	0.22	4.2	115	5-15P	312 lbs.	<b>\$7,116</b>
<b>GBR1P-SH</b>	One section, Half height doors	27.4"	32.5"	79.5"	21	0.22	4.2	115	5-15P	312 lbs.	<b>\$7,899</b>
<b>GBR2P-S</b>	Two section, Full height door	55.2"	32.5"	79.5"	46	0.33	6	115	5-15P	495 lbs.	<b>\$9,466</b>
<b>GBR2P-SH</b>	Two section, Half height doors	55.2"	32.5"	79.5"	46	0.33	6	115	5-15P	495 lbs.	<b>\$10,688</b>
<b>GBR3P-S</b>	Three section, Full height door	83"	32.5"	79.5"	71	0.355	6.5	115	5-15P	727 lbs.	<b>\$12,783</b>
<b>GBR3P-SH</b>	Three section, Half height doors	83"	32.5"	79.5"	71	0.355	6.5	115	5-15P	727 lbs.	<b>\$14,205</b>
<b>GLASS DOOR GB REFRIGERATORS</b>											
<b>GBR1P-G</b>	One section, Full height door	27.4"	32.5"	79.5"	21	0.22	4.2	115	5-15P	236 lbs.	<b>\$8,143</b>
<b>GBR1P-GH</b>	One section, Half height doors	27.4"	32.5"	79.5"	21	0.22	4.2	115	5-15P	236 lbs.	<b>\$8,584</b>
<b>GBR2P-G</b>	Two section, Full height door	55.2"	32.5"	79.5"	46	0.33	6	115	5-15P	322 lbs.	<b>\$11,198</b>
<b>GBR2P-GH</b>	Two section, Half height doors	55.2"	32.5"	79.5"	46	0.33	6	115	5-15P	322 lbs.	<b>\$11,988</b>
<b>GBR3P-G</b>	Three section, Full height door	83"	32.5"	79.5"	71	0.35	6.5	115	5-15P	485 lbs.	<b>\$15,358</b>

Coolsapes® Reach-Ins accessories and modifications can be found on page 20.

## COOLSCAPES® SERIES REACH-INS

### GBFP — REACH-IN FREEZERS



GBF2P-SH

- GreenGenius™ R290 top mount refrigeration system featuring TXV expansion valve and hot gas condensate removal
- Replaceable door opening perimeter heater
- Digital exterior temperature display with high/low temp visual alarms
- Temperature range of -5 °F to 0 °F
- Energy saving LED interior light
- Removable side louver
- Raised ABS interior door liner
- Accommodates full size sheet pans
- Gray epoxy coated shelves (3 per section) with shelf bridge
- Smart door hinge that auto closes up to 90° and stays open past 90°
- Integral door handle
- 180° door opening
- Energy efficient door gasket – removable without tools

- Locking doors
- 5" locking casters shipped loose for field installation
- 10' cord and plug attached

#### STANDARD FEATURES OF SERIES GB

- Three-year parts and labor warranty and an additional four year compressor parts warranty
- Stainless steel exterior front
- Stainless steel exterior sides
- Gray coated aluminum interior
- Stainless steel interior floor
- Field rehingable doors
- Stainless steel pilaster with shelf clips
- Vapor lock relief valve

MODEL	DESCRIPTION	L	D	H	STORAGE CU. FT.	H.P.	AMP	VOLTS	NEMA PLUG	SHIP WEIGHT	LIST PRICE
<b>SOLID DOOR GB FREEZERS</b>											
<b>GBF1P-S</b>	One section, Full height door	27.4"	32.5"	79.5"	21	0.55	7.2	115	5-15P	329 lbs.	<b>\$8,890</b>
<b>GBF1P-SH</b>	One section, Half height doors	27.4"	32.5"	79.5"	21	0.55	7.2	115	5-15P	336 lbs.	<b>\$9,391</b>
<b>GBF2P-S</b>	Two section, Full height door	55.2"	32.5"	79.5"	46	0.68	10	115	5-15P	486 lbs.	<b>\$12,473</b>
<b>GBF2P-SH</b>	Two section, Half height doors	55.2"	32.5"	79.5"	46	0.68	10	115	5-15P	532 lbs.	<b>\$13,223</b>
<b>GBF3P-S</b>	Three section, Full height door	83"	32.5"	79.5"	71	.55 (2)	14.7	115	5-20P	763 lbs.	<b>\$16,402</b>
<b>GBF3P-SH</b>	Three section, Half height doors	83"	32.5"	79.5"	71	.55 (2)	14.7	115	5-20P	772 lbs.	<b>\$17,792</b>

Coolscapes® Reach-Ins accessories and modifications can be found on page 20.

## COOLSCAPES® REACH-IN GB ACCESSORIES

PART #	DESCRIPTION	LIST PRICE
<b>GB-GCOPTION</b>	GC feature set (includes shelf pins in lieu of pilaster strip/pilasters, aluminum in/out, no PRV)	<b>CONTACT FACTORY</b>
<b>GB-GBSOPTION</b>	GBS feature set (interior to be s/s)	<b>\$874</b>
<b>G359-CT7-0035</b>	Stainless steel finished back (1 section)	<b>\$839</b>
<b>G359-CT7-0037</b>	Stainless steel finished back (2 section)	<b>\$1,688</b>
<b>G359-CT7-003G</b>	Stainless steel finished back (3 section)	<b>\$2,534</b>
<b>G3234452A</b>	6" flanged feet (1 and 2 sections)	<b>\$474</b>
<b>G3234452B</b>	6" flanged feet (3 sections)	<b>\$474</b>
<b>GC3978321</b>	Epoxy coated wire shelf (with GC feature set only)	<b>\$76</b>
<b>GB3978321</b>	Epoxy coated wire shelf (with standard GB or GBS feature set)	<b>\$76</b>
<b>G3108B</b>	Half height solid stainless steel door pair in lieu of one - full height hinged solid door	<b>\$423</b>
<b>G3234791A</b>	6" black legs (1 and 2 sections)	<b>\$116</b>
<b>G3234791B</b>	6" black legs (3 sections)	<b>\$116</b>
<b>G263-CTM-0030</b>	TS1 - 18x26" pan flange support (per pair)	<b>\$51</b>
<b>G263-CTM-0033</b>	TS2 - 12x20" pan or 18x26" pan bottom support (per pair)	<b>\$102</b>
<b>G263-CTM-0032</b>	TS3 - 12x20" pan flange support (per pair)	<b>\$54</b>
<b>G263-CUW-0030</b>	TS4 - One pair rod type 18 levels 18x26" flange support	<b>\$320</b>
<b>G3978044</b>	Wire shelf bridge - 2 & 3 section units only	<b>\$182</b>
<b>COVPEDAL</b>	Foot Pedal	<b>\$393</b>

# COOLSCAPES® UNDERCOUNTER/WORKTABLES ACCESSORIES

PART #	DESCRIPTION	LIST PRICE	PART #	DESCRIPTION	LIST PRICE
UC000-CYT-0052	2" ride height casters — 24", 27" or 32" unit (All non—locking)	\$275	UC000-D0M-003F	1/2" poly cutting board full top 48" backsplash unit	\$567
UC000-CYT-005T	2" ride height casters — 48", 60" or 72" unit (All non—locking)	\$273	UC000-D0M-003G	1/2" poly cutting board full top 60" backsplash unit	\$745
UC000-CYT-0051	3" ride height casters (Two locking/two non—locking)	\$199	UC000-D0M-003H	1/2" poly cutting board full top 72" backsplash unit	\$1,044
UC000-CZV-003E	Additional shelf — 24"	\$98	UC000-D0M-003I	1/2" COMP cutting board full top — 24"	\$703
UC000-CZV-003F	Additional shelf — 27"	\$102	UC000-D0M-003J	1/2" COMP cutting board full top — 27"	\$785
UC000-CZV-003G	Additional shelf — 32"	\$106	UC000-D0M-003K	1/2" COMP cutting board full top — 32"	\$813
UC000-CZV-003J	Additional shelf — 48" or 72" with step cutout	\$133	UC000-D0M-003L	1/2" COMP cutting board full top — 48"	\$1,086
UC000-CZV-003I	Additional shelf — 60"	\$128	UC000-D0M-003M	1/2" COMP cutting board full top — 60"	\$1,283
UC000-CZV-003H	Additional shelf — 60" with step cutout	\$138	UC000-D0M-003N	1/2" COMP cutting board full top — 72"	\$1,449
UC000-D06-0030	LED lighting (solid doors only, standard on glass door models)	\$915	UC000-D0M-003O	1/2" COMP cutting board 12" wide — 24"	\$378
UC3234734	Door Locks — not for use on drawer or door/drawer units ***PRICING IS PER SECTION	\$482	UC000-D0M-003P	1/2" COMP cutting board 12" wide — 27"	\$409
UC000-CYT-0053	6" painted legs	\$61	UC000-D0M-003Q	1/2" COMP cutting board 12" wide — 32"	\$421
UC000-CYT-0054	6" flange feet	\$195	UC000-D0M-003R	1/2" COMP cutting board 12" wide — 48"	\$409
UC359-CT7-0040	Stainless steel back — 24" unit	\$174	UC000-D0M-003S	1/2" COMP cutting board 12" wide — 60"	\$681
UC359-CT7-0041	Stainless steel back — 27" unit	\$201	UC000-D0M-003T	1/2" COMP cutting board 12" wide — 72"	\$747
UC359-CT7-0042	Stainless steel back — 32" unit	\$201	UC000-D0M-003U	1/2" COMP cutting board full top 24" backsplash unit	\$773
UC359-CT7-0043	Stainless steel back — 48" unit	\$253	UC000-D0M-003V	1/2" COMP cutting board full top 27" backsplash unit	\$785
UC359-CT7-0044	Stainless steel back — 60" unit	\$357	UC000-D0M-003W	1/2" COMP cutting board full top 32" backsplash unit	\$813
UC359-CT7-0045	Stainless steel back — 72" unit	\$357	UC000-D0M-003X	1/2" COMP cutting board full top 48" backsplash unit	\$1,031
UC359-CZ4-0031	Stainless steel exterior sides	\$1,428	UC000-D0M-003Y	1/2" COMP cutting board full top 60" backsplash unit	\$1,283
UC2196108	Exterior thermometer (available on all models)	\$1,196	UC000-D0M-003Z	1/2" COMP cutting board full top 72" backsplash unit	\$1,449
UC000-D0T-0030	Stacking collar — 24" unit	\$400	UC000-CTA-0034	Stainless steel door in place of drawer section — 24"	N/C
UC000-D0T-0031	Stacking collar — 27" unit	\$450	UC000-CTA-0038	Stainless steel door in place of drawer section — 30"	N/C
UC000-D0T-0032	Stacking collar — 32" unit	\$500	UC000-CZ9-0030	Drawer in place of door section — 24"	\$3,516
UC3239693	Condenser filter	\$49	UC000-CZ9-0032	Drawer in place of door section — 30"	\$4,094
UC271-CYI-005F	Heavy—duty top (18 gauge) — 24" unit	\$409	UC3455696	Glass door in place of stainless steel door — 24"	\$636
UC271-CYI-005G	Heavy—duty top (18 gauge) — 27" unit	\$460	UC3455698	Glass door in place of stainless steel door — 30"	\$776
UC271-CYI-005H	Heavy—duty top (18 gauge) — 32" unit	\$500	UC2194400	Master ON/OFF switch	\$987
UC271-CYI-005I	Heavy—duty top (18 gauge) — 48" unit	\$524	CONTACT FACTORY	Laminate	TBD
UC271-CYI-005J	Heavy—duty top (18 gauge) — 60" unit	\$606	CONTACT FACTORY	Various cutting boards	TBD
UC271-CYI-005K	Heavy—duty top (18 gauge) — 72" unit	\$676	UC000-D4N-0030	Tray rack — 32" units only	\$636
UC000-D0O-0030	Single oversheft (18" deep x 20" high) — 24" unit	\$1,056	COVPEDEL	Foot Pedal	\$393
UC000-D0O-0031	Single oversheft (18" deep x 20" high) — 27" unit	\$1,081			
UC000-D0O-0032	Single oversheft (18" deep x 20" high) — 32" unit	\$1,089			
UC000-D0O-0033	Single oversheft (18" deep x 20" high) — 48" unit	\$1,201			
UC000-D0O-0034	Single oversheft (18" deep x 20" high) — 60" unit	\$1,308			
UC000-D0O-0035	Single oversheft (18" deep x 20" high) — 72" unit	\$1,373			
UC000-D0O-0036	Double oversheft (18" deep, first shelf 20" high, second shelf 34" high) — 24" unit	\$1,847			
UC000-D0O-0037	Double oversheft (18" deep, first shelf 20" high, second shelf 34" high) — 27" unit	\$1,896			
UC000-D0O-0038	Double oversheft (18" deep, first shelf 20" high, second shelf 34" high) — 32" unit	\$1,911			
UC000-D0O-0039	Double oversheft (18" deep, first shelf 20" high, second shelf 34" high) — 48" unit	\$2,009			
UC000-D0O-003A	Double oversheft (18" deep, first shelf 20" high, second shelf 34" high) — 60" unit	\$2,402			
UC000-D0O-003B	Double oversheft (18" deep, first shelf 20" high, second shelf 34" high) — 72" unit	\$3,603			
UC000-D0M-0030	1/2" poly cutting board full top — 24"	\$340			
UC000-D0M-0031	1/2" poly cutting board full top — 27"	\$407			
UC000-D0M-0032	1/2" poly cutting board full top — 32"	\$407			
UC000-D0M-0033	1/2" poly cutting board full top — 48"	\$564			
UC000-D0M-0034	1/2" poly cutting board full top — 60"	\$747			
UC000-D0M-0035	1/2" poly cutting board full top — 72"	\$1,044			
UC000-D0M-0036	1/2" poly cutting board 12" wide — 24"	\$203			
UC000-D0M-0037	1/2" poly cutting board 12" wide — 27"	\$333			
UC000-D0M-0038	1/2" poly cutting board 12" wide — 32"	\$268			
UC000-D0M-0039	1/2" poly cutting board 12" wide — 48"	\$333			
UC000-D0M-003A	1/2" poly cutting board 12" wide — 60"	\$318			
UC000-D0M-003B	1/2" poly cutting board 12" wide — 72"	\$488			
UC000-D0M-003C	1/2" poly cutting board full top 24" backsplash unit	\$340			
UC000-D0M-003D	1/2" poly cutting board full top 27" backsplash unit	\$340			
UC000-D0M-003E	1/2" poly cutting board full top 32" backsplash unit	\$407			

## Blast Chiller/Shock Freezers



## BLAST CHILLER/SHOCK FREEZER



CV5E



CV10E



CV15E

- 4 different cycles for blast chilling and 4 for shock freezing
- Hot gas defrost
- Capacitive touch control
- Functions available: Blast chill, shock freeze, shock freeze continuous, thawing, ice cream cycle, programs storable
- HACCP report alarms
- Stainless steel construction
- Upload and download data with USB
- Three year parts and labor warranty and an additional two year compressor parts warranty

MODEL	DESCRIPTION	L	D	H	CHILL CAPACITY	FREEZE CAPACITY	CONDENSING UNIT	SHIP WEIGHT	LIST PRICE
CV5E	Blast Chiller/Shock Freezer	33.07"	28.35"	37"	27lbs	44lbs	Self contained	278	<b>\$27,780</b>
CV10E	Blast Chiller/Shock Freezer	33.07"	30.71"	58.98"	55lbs	77lbs	Self contained	419	<b>\$35,402</b>
CV15E	Blast Chiller/Shock Freezer	33.07"	34.64"	76.85"	110lbs	143lbs	Self contained	624	<b>\$49,253</b>
CV15E-2	Blast Chiller/Shock Freezer	33.07"	49.21"	76.85"	121lbs	154lbs	Self contained	670	<b>\$53,562</b>

## ACCESSORIES

MODEL	DESCRIPTION	LIST PRICE
—	Sanitizing Ozone Cycle *6-8 WEEK LEAD TIME	<b>\$1,669</b>
AS000-AXD-0062	Caster kit for CV15E and CV15E-2	<b>\$416</b>
AS3465435	Adapter Mount for Oven	<b>\$889</b>
ASBCP00227	Additional Probe	<b>\$320</b>
AS000-AXD-0063	Caster Kit for CV5E and CV10E	<b>\$416</b>

# UNDERCOUNTER REFRIGERATORS AND FREEZERS

## **400P SERIES**

Undercounter Refrigerator /  
Freezer Bases

## **UC4000P SERIES**

Undercounter Refrigerator /  
Freezer Bases



## UNDERCOUNTER REFRIGERATORS AND FREEZERS

### 400P/UC4000P — R290 REFRIGERANT UNDERCOUNTER REFRIGERATORS



406-CAP



UC4048P  
SHOWN WITH  
OPTIONAL CASTERS

#### 400P SERIES

- Features Delfield's exclusive ABS interior. ABS is extremely durable - it won't dent, chip or corrode and is backed by a limited lifetime warranty
- Stainless steel front and sides
- One epoxy coated wire shelves, standard per unit
- Environmentally friendly R290 refrigerant
- Foamed in place environmentally friendly, Kyoto Protocol Compliant, Non ODP (Ozone Depletion Potential), Non GWP (Global Warming Potential) polyurethane cuts energy costs
- Black recessed quick grip handle
- Rugged 6" high heavy duty metal legs (models 406 & 407 only). Units with a "CA" suffix are standard on 3" diameter (3.75" ride height) casters
- All units come standard hinged right and may be changed at the factory at no charge. Indicate when order is placed
- 6' cord and plug supplied
- Three year parts and labor warranty and an additional 2 year compressor parts warranty.

#### UC4000P SERIES

- Features Delfield's exclusive ABS interior. ABS is extremely durable - it won't dent, chip or corrode and is backed by a limited lifetime warranty
- Stainless steel front, sides and top
- Environmentally friendly R290 refrigerant Foamed in place environmentally friendly, Kyoto Protocol Compliant, Non ODP (Ozone Depletion Potential), Non GWP (Global Warming Potential) polyurethane cuts energy costs
- Two epoxy coated wire shelves standard installed per unit
- Black recessed quick grip handle
- Rugged 6" high heavy duty metal legs
- Door hinging available on either right or left, right side is standard
- 6' cord and plug supplied
- Three year parts and labor warranty and an additional 2 year compressor parts warranty.

MODEL	DESCRIPTION	L	D	H	STORAGE CU. FT.	H.P.	AMP	VOLTS	NEMA PLUG	SHIP WEIGHT	FREIGHT CLASS	LIST PRICE
-------	-------------	---	---	---	-----------------	------	-----	-------	-----------	-------------	---------------	------------

#### UNDERCOUNTER REFRIGERATOR BASES WITH STAINLESS STEEL TOP

406P	1 Door	27.25"	28.5"	35.5"	5.7	1/5	4	\$115	5-15P	176	110	<b>\$3,638</b>
------	--------	--------	-------	-------	-----	-----	---	-------	-------	-----	-----	----------------

#### UNDERCOUNTER FREEZER BASES WITH STAINLESS STEEL TOP

407P	1 Door	27.25"	28.5"	35.5"	5.7	1/5	4.5	115	5-15P	176	110	<b>\$4,254</b>
------	--------	--------	-------	-------	-----	-----	-----	-----	-------	-----	-----	----------------

#### UNDERCOUNTER REFRIGERATOR OR FREEZER WITH SUBTOP AND 3.75" CASTERS

406CAP	Refrigerator	27.25"	27.75"	33.25"	5.7	1/5	4	115	5-15P	168	110	<b>\$3,469</b>
407CAP	Freezer	27.25"	27.75"	33.25"	5.7	1/5	4.5	115	5-15P	168	110	<b>\$4,070</b>

#### 48" UNDERCOUNTER REFRIGERATOR BASES WITH STAINLESS STEEL TOP

UC4048P	48"	28.5"	35.5"	10.8	1/5	4	115	5-15P	236	110	\$4,869	<b>\$5,210</b>
---------	-----	-------	-------	------	-----	---	-----	-------	-----	-----	---------	----------------

## ACCESSORIES

MODEL	DESCRIPTION	LIST PRICE
<b>BACKS</b>		
420040	400 One section stainless steel back	<b>\$538</b>
420043	4000 Two section stainless steel back	<b>\$783</b>
<b>CASTERS</b>		
AS000-AXD-0041	Four 3" (3.75" ride height) NSF certified casters	<b>\$282</b>
AS000-AXD-0042	Four 5" (6.0" ride height) NSF certified casters	<b>\$238</b>
<b>COLLAR</b>		
AS000-BU8-0030	Model 409 stacking collar (adds 4" to overall combined height; for use with models 406P/407P)	<b>\$272</b>
<b>DOOR LOCK (NOT AVAILABLE ON GLASS DOORS)</b>		
0420104	Original order only; not field-installable; per door	<b>\$294</b>

MODEL	DESCRIPTION	LIST PRICE
<b>PLASTIC LAMINATE FRONTS (SPECIFY COLOR ON ORIGINAL ORDER)</b>		
A130147827	27" units	<b>\$360</b>
A130147848	48" units	<b>\$518</b>
<b>SHELVES — MODELS 406P(-CAP), 407P(-CAP), UC4048P ONLY</b>		
AS3978271	Additional shelf (406P, 406CAP, 407P, 407CAP)	<b>\$80</b>
AS3978272	Additional shelf (UC4048P)	<b>\$81</b>
COVPEDAL	Foot pedal	<b>\$393</b>
<b>STAINLESS STEEL OVERSHELVES</b>		
—	Single tier 27"	<b>\$349</b>
—	Single tier 48"	<b>\$550</b>
—	Double tier 27"	<b>\$701</b>
—	Double tier 48"	<b>\$1,103</b>

### **400P SERIES**

Work Top Refrigerator/Freezer Bases

### **ST4000P SERIES**

Work Top Refrigerator Bases

### **18600BUCMP/18600BSTMP**

Refrigerated Work Tables With and  
Without Backsplash



## 400P/ST4000P — R290 REFRIGERANT WORK TABLE



402P

- Features Delfield's exclusive Delrite ABS interior. ABS is extremely durable - it won't dent, chip or corrode and is backed by a limited lifetime warranty
- Stainless steel front, sides and top
- Environmentally friendly R290 natural refrigerant
- Foamed in place environmentally friendly, Kyoto Protocol Compliant, Non ODP (Ozone Depletion Potential), Non GWP (Global Warming Potential) polyurethane cuts energy costs
- Black recessed quick grip handle
- Rugged 6" high heavy duty metal legs
- Door hinging available on either right or left, right side is standard

- 60-cycle single phase electrical system
- 6' cord and plug supplied
- Three year parts and labor warranty and an additional 2 year compressor parts warranty.

### 400P SERIES ONLY

- One epoxy coated wire shelves, standard installed per unit

### ST4000P SERIES ONLY

- 4" backsplash
- Two epoxy coated wire shelves standard per unit

MODEL	DESCRIPTION	L	D	H	STORAGE CU. FT.	H.P.	AMP	VOLTS	NEMA PLUG	SHIP WEIGHT	FREIGHT CLASS	LIST PRICE
WORK TOP REFRIGERATOR BASES WITH STAINLESS STEEL TOP & BACKSPLASH												
402P	1 door	27.25"	28.5"	39.5"	5.7	1/5	4	115	5-15P	176	110	\$3,696
WORK TOP FREEZER BASES WITH STAINLESS STEEL TOP & BACKSPLASH												
403P	1 door	27.25"	28.5"	39.5"	5.7	1/5	4.5	115	5-15P	184	110	\$4,464
48" WORK TOP REFRIGERATOR BASES WITH STAINLESS STEEL TOP & BACKSPLASH												
ST4048P	2 door	48"	28.5"	39.5"	10.8	1/5	4	115	5-15P	234	110	\$5,503

400P and 4000P accessories and modifications can be found on page 28.

## 18600BUCMP — REFRIGERATED WORK TABLES

## 18600BSTMP — REFRIGERATED WORK TABLES WITH BACKSPLASH



18648BUCMP

- Stainless steel exterior is standard. Optional laminate facing is available
- Compressor is located on right
- Finished stainless steel ends
- 18-gauge stainless steel top
- BSTMP models indicate a 4" high backsplash
- Environmentally friendly R290 refrigerant
- Standard on casters
- Three year parts and labor warranty and an additional 4 year compressor parts warranty.

MODEL	DESCRIPTION	L	D	H	STORAGE CU. FT.	H.P.	AMP	VOLTS	NEMA PLUG	SHIP WEIGHT	FREIGHT CLASS	LIST PRICE
SELF-CONTAINED REFRIGERATED WORK TABLES												
18648BUCMP	(1) 27"	48"	31.5"	36"	10.23	0.2	2.9	115	5-15P	390	110	\$8,065
18660BUCMP	19" & 27"	60"	31.5"	36"	15.12	0.2	2.9	115	5-15P	435	110	\$9,410
18672BUCMP	(2) 27"	72"	31.5"	36"	18.1	0.2	2.9	115	5-15P	495	110	\$10,813
18691BUCMP	(2) 27" & 19"	91"	31.5"	36"	24.48	0.25	4.8	115	5-15P	535	110	\$13,263
18699BUCMP	(3) 27"	99"	31.5"	36"	27.46	0.25	4.8	115	5-15P	594	110	\$13,912
186114BUCMP	(3) 32"	114"	31.5"	36"	37.24	0.33	6.3	115	5-15P	685	110	\$16,029
SELF-CONTAINED REFRIGERATED WORK TABLES WITH BACKSPLASH												
18648BSTMP	(1) 27"	48"	31.5"	40"	10.23	0.2	2.9	115	5-15P	390	110	\$8,385
18660BSTMP	19" & 27"	60"	31.5"	40"	15.12	0.2	2.9	115	5-15P	435	110	\$9,664
18672BSTMP	(2) 27"	72"	31.5"	40"	18.1	0.2	2.9	115	5-15P	495	110	\$11,240
18691BSTMP	(2) 27" & 19"	91"	31.5"	40"	24.48	0.25	4.8	115	5-15P	535	110	\$14,197
18699BSTMP	(3) 27"	99"	31.5"	40"	27.46	0.25	4.8	115	5-15P	594	110	\$14,916
186114BSTMP	(3) 32"	114"	31.5"	40"	37.24	0.33	6.3	115	5-15P	685	110	\$17,179

18600BUCMP AND 18600BSTMP accessories and modifications can be found on page 28.

## REFRIGERATED AND FREEZER WORK TABLE ACCESSORIES

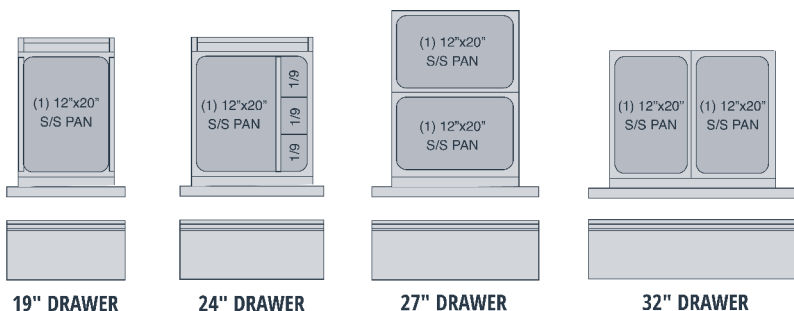
### 400P/4000P SERIES

MODEL	DESCRIPTION	LIST PRICE
<b>CASTERS</b>		
<b>AS000-AXD-0041</b>	Four 3" (3.75" ride height) NSF certified casters	<b>\$282</b>
<b>AS000-AXD-0040</b>	Four 2" NSF certified casters	<b>\$239</b>
<b>DOOR LOCK (NOT AVAILABLE ON GLASS DOORS)</b>		
<b>0420104</b>	Original order only; not field-installable; per door	<b>\$315</b>
<b>SHELVES</b>		
<b>AS3978273</b>	Additional shelf (48")	<b>\$87</b>
<b>AS3978274</b>	Additional shelf (27")	<b>\$87</b>
<b>STAINLESS STEEL OVERSHELVES</b>		
—	Single tier 27"	<b>\$349</b>
—	Single tier 48"	<b>\$550</b>
—	Double tier 27"	<b>\$701</b>
—	Double tier 48"	<b>\$1,103</b>
<b>PLASTIC LAMINATE FRONTS (SPECIFY COLOR ON ORIGINAL ORDER)</b>		
<b>A130147827</b>	27"	<b>\$360</b>
<b>A130147848</b>	48"	<b>\$518</b>
<b>PLASTIC LAMINATE BACKS (SPECIFY COLOR ON ORIGINAL ORDER)</b>		
<b>A130147827B</b>	27"	<b>\$327</b>
<b>A130147848B</b>	48"	<b>\$367</b>
<b>STAINLESS STEEL BACK</b>		
<b>A000-B4V-003R</b>	48"	<b>\$844</b>
<b>TR9B TRAY RACK BUCMP &amp; BSTMP</b>		
<b>3977985</b>	Base support style for 18" x 26" trays; 2" centers	<b>\$332</b>

### BUCMP & BSTMP MODELS

DESCRIPTION	LIST PRICE
Stainless steel back (per linear inch)	<b>\$17</b>
Laminate facing for BUCMP & BSTMP units; per linear inch (Laminate facing for rear of BUCMP & BSTMP units requires stainless steel back)	<b>\$12</b>
<b>COMPOSITE CUTTING BOARDS (20" WIDE X 1/2" THICK) (BUCMP &amp; BSTMP)</b>	
48"	<b>\$1,202</b>
60"	<b>\$1,545</b>
72"	<b>\$1,718</b>
91"	<b>\$2,232</b>
99"	<b>\$2,404</b>
114"	<b>\$2,435</b>
<b>POLY CUTTING BOARDS (BUCMP &amp; BSTMP)</b>	
27" (20" wide x 1/2" thick)	<b>\$595</b>
48" (20" wide x 1/2" thick)	<b>\$767</b>
72" (20" wide x 1/2" thick)	<b>\$852</b>
91" (20" wide x 1/2" thick)	<b>\$1,108</b>
99" (20" wide x 1/2" thick)	<b>\$1,193</b>
114" (20" wide x 1/2" thick)	<b>\$1,363</b>
<b>DRAWERS (PANS SUPPLIED BY OTHERS)</b>	
Drawers 19", 2 high — Holds one 12" x 20" x 6" deep pan per drawer	<b>\$2,147</b>
Drawers 19", 3 high — Holds one 12" x 20" x 4" deep pan per drawer	<b>\$2,701</b>
Drawers 27", 2 high — Holds one 12" x 20" x 6" deep pan per drawer	<b>\$2,270</b>
Drawers 27", 2 high — Holds one 12" x 20" x 4" deep pan per drawer	<b>\$2,884</b>
Drawers 32", 2 high — Holds one 12" x 20" x 6" deep pan per drawer	<b>\$2,27</b>
Drawers 32", 2 high — Holds one 12" x 20" x 4" deep pan per drawer	<b>\$2,884</b>

### DRAWER CONFIGURATIONS FOR BUCMP AND BSTMP SERIES



## **4400NP SERIES**

Salad Top Compact Prep Tables

## **4400RP**

Air Over Rail Prep Tables

## **18600PTLP**

LiquiTec® Pizza Prep Tables

## **18600PDLP**

Dual Rail Pizza Prep Tables

## **CTP-NBP**

Counter Top Rail Tables



## PREP TABLES

### 4400NP — SALAD TOP PREP TABLES



4427NP-6



4460NP-12

- Patented air screen ensures product stays cold without drying it out
- All 4400 Series units are 100% front breathing, which allows the unit to be pushed against a wall or built into a cabinet or an existing line up
- Durable, rugged stainless steel sides, top and front
- Features Delfield's exclusive Delrite ABS interior (on sides). ABS is extremely durable - it won't dent, chip or corrode and is backed by a limited lifetime warranty
- Delfield supplies 1/6 size pans and positive placement adapter bars for top opening
- Dual level pan brackets allow the pans to be lowered an additional inch in the unit without tools to provide additional pan temperature holding performance (not available for eight pan capacity models)
- Salad top refrigerators are standard with 10" wide, dishwasher safe polyethylene cutting board
- D" prefix models feature Delfield's new drawer system
- Drawers are backed by a 10-year warranty on the track assembly

- Environmentally friendly R290 refrigerant
- High density foamed in place environmentally friendly, Kyoto Protocol Compliant, Non ODP (Ozone Depletion Potential), Non GWP (Global Warming Potential) polyurethane keeps energy costs low
- Integral full length door/drawer handle
- Standard on 5" casters for easy cleaning and installation
- 6' cord and plug supplied
- One epoxy coated wire shelf standard, installed per door section
- "ST" prefix models have a 4" stainless steel backsplash
- Electromechanical control
- Three year parts and labor warranty and an additional 4 year compressor parts warranty.



**10-YEAR WARRANTY ON DELFIELD'S FULL EXTENSION PLUS DRAWER SYSTEM TRACK!**

MODEL	DESCRIPTION	L	D	H	VOL. CU. FT.	1/6 PAN CAP	H.P.	AMP	VOLTS	NEMA PLUG	SHIP WEIGHT	FREIGHT CLASS	LIST PRICE
<b>27" SALAD TOP REFRIGERATOR BASES</b>													
4427NP-6	One Door	27"	31.5"	36"	8.2	6	0.35	4	115	5-15P	223	110	\$4,477
D4427NP-6	Two Drawers	27"	31.5"	36"	8.2	6	0.35	4	115	5-15P	245	110	\$6,285
4427NP-8	One Door	27"	31.5"	36"	8.2	8	0.35	4	115	5-15P	223	110	\$5,780
D4427NP-8	Two Drawers	27"	31.5"	36"	8.2	8	0.35	4	115	5-15P	223	110	\$7,625
ST4427NP-6	One Door	27"	31.5"	36"	8.2	6	0.35	4	115	5-15P	223	110	\$5,776
STD4427NP-6	Two Drawers	27"	31.5"	36"	8.2	6	0.35	4	115	5-15P	245	110	\$7,621
ST4427NP-8	One Door	27"	31.5"	36"	8.2	8	0.35	4	115	5-15P	240	110	\$6,104
STD4427NP-8	Two Drawers	27"	31.5"	36"	8.2	8	0.35	4	115	5-15P	240	110	\$7,729
<b>48" SALAD TOP REFRIGERATOR BASES</b>													
4448NP-6	Two Doors	48"	31.5"	36"	16	6	0.35	4	115	5-15P	316	110	\$6,284
D4448NP-6	Four Drawers	48"	31.5"	36"	16	6	0.35	4	115	5-15P	398	110	\$10,758
4448NP-8	Two Doors	48"	31.5"	36"	16	8	0.35	4	115	5-15P	316	110	\$6,208
D4448NP-8	Four Drawers	48"	31.5"	36"	16	8	0.35	4	115	5-15P	398	110	\$9,494
4448NP-12	Two Doors	48"	31.5"	36"	16	12	0.35	4	115	5-15P	316	110	\$6,516
D4448NP-12	Four Drawers	48"	31.5"	36"	16	12	0.35	4	115	5-15P	398	110	\$10,017
ST4448NP-6	Two Doors	48"	31.5"	36"	16	6	0.35	4	115	5-15P	316	110	\$6,062
STD4448NP-6	Four Drawers	48"	31.5"	36"	16	6	0.35	4	115	5-15P	398	110	\$9,266
ST4448NP-8	Two Doors	48"	31.5"	36"	16	8	0.35	4	115	5-15P	316	110	\$6,385
STD4448NP-8	Four Drawers	48"	31.5"	36"	16	8	0.35	4	115	5-15P	398	110	\$9,504
<b>60" SALAD TOP REFRIGERATOR BASES</b>													
4460NP-8	Two Doors	60"	31.5"	36"	20.2	8	0.35	6	115	5-15P	411	110	\$7,776
D4460NP-8	Four Drawers	60"	31.5"	36"	20.2	8	0.35	6	115	5-15P	495	110	\$11,070
4460NP-12	Two Doors	60"	31.5"	36"	20.2	12	0.35	6	115	5-15P	411	110	\$8,135
D4460NP-12	Four Drawers	60"	31.5"	36"	20.2	12	0.35	6	115	5-15P	495	110	\$11,436
ST4460NP-8	Two Doors	60"	31.5"	36"	20.2	8	0.35	6	115	5-15P	411	110	\$8,119
STD4460NP-8	Four Drawers	60"	31.5"	36"	20.2	8	0.35	6	115	5-15P	495	110	\$11,087
ST4460NP-12	Two Doors	60"	31.5"	36"	20.2	12	0.35	6	115	5-15P	411	110	\$12,453
STD4460NP-12	Four Drawers	60"	31.5"	36"	20.2	12	0.35	6	115	5-15P	495	110	\$14,654
ST4448NP-8	Two Doors	48"	31.5"	36"	16	8	0.35	4	115	5-15P	316	110	\$6,385
STD4448NP-8	Four Drawers	48"	31.5"	36"	16	8	0.35	4	115	5-15P	398	110	\$9,504
<b>64" SALAD TOP REFRIGERATOR BASES</b>													
4464NP-8	Two Doors	64"	31.5"	36"	21.6	8	0.35	6	115	5-15P	421	110	\$7,908
D4464NP-8	Four Drawers	64"	31.5"	36"	21.6	8	0.35	6	115	5-15P	522	110	\$11,453
4464NP-12	Two Doors	64"	31.5"	36"	21.6	12	0.35	6	115	5-15P	421	110	\$8,593
D4464NP-12	Four Drawers	64"	31.5"	36"	21.6	12	0.35	6	115	5-15P	522	110	\$11,904
4464NP-16	Two Doors	64"	31.5"	36"	21.6	16	0.35	6	115	5-15P	421	110	\$9,060
D4464NP-16	Four Drawers	64"	31.5"	36"	21.6	16	0.35	6	115	5-15P	522	110	\$12,366
ST4464NP-8	Two Doors	64"	31.5"	36"	21.6	8	0.35	6	115	5-15P	421	110	\$8,181
STD4464NP-8	Four Drawers	64"	31.5"	36"	21.6	8	0.35	6	115	5-15P	522	110	\$11,400
ST4464NP-12	Two Doors	64"	31.5"	36"	21.6	12	0.35	6	115	5-15P	421	110	\$8,622
STD4464NP-12	Four Drawers	64"	31.5"	36"	21.6	12	0.35	6	115	5-15P	522	110	\$11,603
<b>72" SALAD TOP REFRIGERATOR BASES</b>													
4472NP-12	Three Doors	72"	31.5"	36"	24.8	12	0.35	6	115	5-15P	461	110	\$9,290
D4472NP-12	Six Drawers	72"	31.5"	36"	24.8	12	0.35	6	115	5-15P	545	110	\$13,584
4472NP-18	Three Doors	72"	31.5"	36"	24.8	18	0.35	6	115	5-15P	461	110	\$9,495
D4472NP-18	Six Drawers	72"	31.5"	36"	24.8	18	0.35	6	115	5-15P	545	110	\$13,797
ST4472NP-12	Three Doors	72"	31.5"	36"	24.8	12	0.35	6	115	5-15P	461	110	\$9,403
STD4472NP-12	Six Drawers	72"	31.5"	36"	24.8	12	0.35	6	115	5-15P	545	110	\$13,585
ST4472NP-18	Three Doors	72"	31.5"	36"	24.8	18	0.35	6	115	5-15P	461	110	\$11,408

4400NP Series accessories and modifications can be found on page 36.

## PREP TABLES

### 4400NPM — MEGA TOP PREP TABLES



4432NP-12M



4460N-24M

- Patented air screen design ensures product stays cold without drying it out
- All 4400 Series units are 100% front breathing, which allows the unit to be pushed against a wall or built into a cabinet or an existing line up
- Durable, rugged stainless steel sides, top and front
- Features Delfield's exclusive Delrite ABS interior (on sides). ABS is extremely durable - it won't dent, chip or corrode and is backed by a limited lifetime warranty
- Delfield supplies 1/6 size pans and positive placement adapter bars for top opening
- Dual level pan brackets allow the pans to be lowered an additional inch in the unit without tools to provide additional pan temperature holding performance (not available for twelve pan capacity models)
- Mega top refrigerators are standard with 8" wide, dishwasher safe polyethylene cutting board
- "D" prefix models feature Delfield's exclusive new drawer system. Drawers are backed by a 10-year warranty on the track assembly (Great for fast replenishment!)

- Environmentally friendly R290 refrigerant
- High density foamed in place environmentally friendly, Kyoto Protocol Compliant, Non ODP (Ozone Depletion Potential), Non GWP (Global Warming Potential) polyurethane keeps energy costs low
- Integral full length door/drawer handle
- Standard on 5" casters for easy cleaning and installation
- 6' cord and plug supplied
- One epoxy coated wire shelf standard, installed per door section
- "ST" prefix models have a 4" stainless steel backsplash
- Electromechanical control
- Three year parts and labor warranty and an additional 4 year compressor parts warranty.



**10-YEAR WARRANTY ON DELFIELD'S FULL EXTENSION PLUS DRAWER SYSTEM TRACK!**

MODEL	DESCRIPTION	L	D	H	VOL. CU. FT.	1/6 PAN CAP	H.P.	AMP	VOLTS	NEMA PLUG	SHIP WEIGHT	FREIGHT CLASS	LIST PRICE
<b>27" MEGA TOP FRONT BREATHERS</b>													
4427NP-9M	One Door	27"	31.5"	36"	8.2	9	0.35	4	115	5-15P	223	110	\$5,372
D4427NP-9M	Two Drawers	27"	31.5"	36"	8.2	9	0.35	4	115	5-15P	245	110	\$7,048
4427NP-12M	One Door	27"	31.5"	36"	8.2	12	0.35	4	115	5-15P	223	110	\$5,643
D4427NP-12M	Two Drawers	27"	31.5"	36"	8.2	12	0.35	4	115	5-15P	245	110	\$7,188
<b>32" MEGA TOP FRONT BREATHERS</b>													
4432NP-12M	One Door	32"	31.5"	36"	10.1	12	0.35	4	115	5-15P	245	110	\$6,572
D4432NP-12M	Two Drawers	32"	31.5"	36"	10.1	12	0.35	4	115	5-15P	293	110	\$8,219
<b>48" MEGA TOP FRONT BREATHERS</b>													
4448NP-6M	Two Doors	48"	31.5"	36"	16	6	0.35	4	115	5-15P	316	110	\$8,615
D4448NP-6M	Four Drawers	48"	31.5"	36"	16	6	0.35	4	115	5-15P	398	110	\$11,958
4448NP-12M	Two Doors	48"	31.5"	36"	16	12	0.35	4	115	5-15P	316	110	\$8,991
D4448NP-12M	Four Drawers	48"	31.5"	36"	16	12	0.35	4	115	5-15P	398	110	\$11,220
4448NP-18M	Two Doors	48"	31.5"	36"	16	18	0.35	4	115	5-15P	316	110	\$9,090
D4448NP-18M	Four Drawers	48"	31.5"	36"	16	18	0.35	4	115	5-15P	398	110	\$11,338
ST4448NP-6M	Two Doors	48"	31.5"	36"	16	6	0.35	4	115	5-15P	316	110	\$8,918
STD4448NP-6M	Four Drawers	48"	31.5"	36"	16	6	0.35	4	115	5-15P	398	110	\$9,751
ST4448NP-12M	Two Doors	48"	31.5"	36"	16	12	0.35	4	115	5-15P	316	110	\$9,501
STD4448NP-12M	Four Drawers	48"	31.5"	36"	16	12	0.35	4	115	5-15P	398	110	\$11,614
<b>60" MEGA TOP FRONT BREATHERS</b>													
4460NP-12M	Two Doors	60"	31.5"	36"	20.2	12	0.35	6	115	5-15P	411	110	\$9,904
D4460NP-12M	Four Drawers	60"	31.5"	36"	20.2	12	0.35	6	115	5-15P	495	110	\$11,578
4460NP-18M	Two Doors	60"	31.5"	36"	20.2	18	0.35	6	115	5-15P	411	110	\$10,392
D4460NP-18M	Four Drawers	60"	31.5"	36"	20.2	18	0.35	6	115	5-15P	495	110	\$12,149
4460NP-24M	Two Doors	60"	31.5"	36"	20.2	24	0.35	6	115	5-15P	411	110	\$10,794
D4460NP-24M	Four Drawers	60"	31.5"	36"	20.2	24	0.35	6	115	5-15P	495	110	\$12,179
ST4460NP-12M	Two Doors	60"	31.5"	36"	20.2	12	0.35	6	115	5-15P	411	110	\$10,190
STD4460NP-12M	Four Drawers	60"	31.5"	36"	20.2	12	0.35	6	115	5-15P	495	110	\$12,058
ST4460NP-18M	Two Doors	60"	31.5"	36"	20.2	18	0.35	6	115	5-15P	411	110	\$10,717
STD4460NP-18M	Four Drawers	60"	31.5"	36"	20.2	18	0.35	6	115	5-15P	495	110	\$12,493
<b>64" MEGA TOP FRONT BREATHERS</b>													
4464NP-12M	Two Doors	64"	31.5"	36"	21.6	12	0.35	6	115	5-15P	421	110	\$10,206
D4464NP-12M	Four Drawers	64"	31.5"	36"	21.6	12	0.35	6	115	5-15P	522	110	\$12,566
4464NP-18M	Two Doors	64"	31.5"	36"	21.6	18	0.35	6	115	5-15P	421	110	\$10,678
D4464NP-18M	Four Drawers	64"	31.5"	36"	21.6	18	0.35	6	115	5-15P	522	110	\$12,790
4464NP-24M	Two Doors	64"	31.5"	36"	21.6	24	0.35	6	115	5-15P	421	110	\$11,052
D4464NP-24M	Four Drawers	64"	31.5"	36"	21.6	24	0.35	6	115	5-15P	522	110	\$12,617
ST4464NP-12M	Two Doors	64"	31.5"	36"	21.6	12	0.35	6	115	5-15P	421	110	\$10,399
STD4464NP-12M	Four Drawers	64"	31.5"	36"	21.6	12	0.35	6	115	5-15P	522	110	\$12,477
ST4464NP-18M	Two Doors	64"	31.5"	36"	21.6	18	0.35	6	115	5-15P	421	110	\$10,870
STD4464NP-18M	Four Drawers	64"	31.5"	36"	21.6	18	0.35	6	115	5-15P	522	110	\$12,694
<b>72" MEGA TOP FRONT BREATHERS</b>													
4472NP-18M	Three Doors	72"	31.5"	36"	24.8	18	0.35	6	115	5-15P	461	110	\$11,121
D4472NP-18M	Six Drawers	72"	31.5"	36"	24.8	18	0.35	6	115	5-15P	545	110	\$14,233
4472NP-24M	Three Doors	72"	31.5"	36"	24.8	24	0.35	6	115	5-15P	461	110	\$11,385
D4472NP-24M	Six Drawers	72"	31.5"	36"	24.8	24	0.35	6	115	5-15P	545	110	\$14,441
4472NP-30M	Three Doors	72"	31.5"	36"	24.8	30	0.35	6	115	5-15P	461	110	\$11,556
D4472NP-30M	Six Drawers	72"	31.5"	36"	24.8	30	0.35	6	115	5-15P	545	110	\$14,326
ST4472NP-18M	Three Doors	72"	31.5"	36"	24.8	18	0.35	6	115	5-15P	461	110	\$11,408
STD4472NP-18M	Six Drawers	72"	31.5"	36"	24.8	18	0.35	6	115	5-15P	545	110	\$14,212
ST4472NP-24M	Three Doors	72"	31.5"	36"	24.8	24	0.35	6	115	5-15P	461	110	\$11,510
STD4472NP-24M	Six Drawers	72"	31.5"	36"	24.8	24	0.35	6	115	5-15P	545	110	\$14,414

4400NP Series accessories and modifications can be found on page 36.

## 4400RP - AIR OVER RAILS



4448RP

- Patented low velocity air screen ensures product stays cold without drying it out
- All 4400 Series units are 100% front breathing, which allows the unit to be pushed against a wall or built into a cabinet or an existing line up
- Durable, rugged stainless steel sides, top and front
- Features Delfield's exclusive ABS interior (on sides). ABS is extremely durable - it won't dent, chip or corrode and is backed by a limited lifetime warranty
- Rail accommodates 1/3 size or fractional pans with adapter bars
- Standard with 1/3 6" deep plastic pans in the rail
- Dual level pan brackets allow the pans to be lowered an additional inch in the unit without tools to provide additional pan temperature holding performance
- Standard with 17" wide, dishwasher safe polyethylene cutting board mounted on heavy-duty cutting board brackets
- Environmentally friendly R290 refrigerant
- High density foamed in place environmentally friendly, Kyoto Protocol Compliant, Non ODP (Ozone Depletion Potential), Non GWP (Global Warming Potential) polyurethane keeps energy costs low
- Integral s/s full length door/drawer handles
- Standard on 5" casters for easy cleaning and installation
- 10' cord and plug supplied
- One epoxy coated wire shelf standard, installed per door section
- Electronic temperature control with adaptive defrost
- Three year parts and labor warranty and an additional four year compressor parts warranty

MODEL	DESCRIPTION	L	D	H	VOL. CU. FT.	PAN CAPACITY	H.P.	AMPS	VOLTS	NEMA PLUG	SHIP WEIGHT	FREIGHT CLASS	LIST PRICE
<b>4448RP</b>	Two section with doors	48	31.5	42	17.96	6	0.3	4	115/60/1	5-15P	316	110	<b>\$9,617</b>
<b>4472RP</b>	Two section with doors	72	31.5	42	27.8	9	0.35	6.9	115/60/1	5-15P	461	110	<b>\$12,241</b>
<b>4496RP</b>	Three section with doors	96	31.5	42	37.65	12	0.35	5.1	115/60/1	5-15P	TBD	110	<b>\$15,639</b>
<b>D4448RP</b>	Two section with drawers	48	31.5	42	17.96	6	0.3	4	115/60/1	5-15P	316	110	<b>\$12,949</b>
<b>D4472RP</b>	Two section with drawers	72	31.5	42	27.8	9	0.35	6.9	115/60/1	5-15P	461	110	<b>\$15,573</b>
<b>D4496RP</b>	Three section with drawers	96	31.5	42	37.65	12	0.35	5.1	115/60/1	5-15P	TBD	110	<b>\$18,971</b>

THIS PAGE LEFT BLANK

## PREP TABLES

### 18600PTBMP — STANDARD PIZZA AND PREP STATIONS | 18600PTLP — LIQUITEC® COOLED PREP TABLES 18600PDLP — DUAL RAIL PREP TABLES | CTP-NBP — COUNTERTOP PREP RAILS



**18600PTBMP**



**CTP8146NBP**



**18672PDLPs**

#### PTBMP, PDLP & PTLP SERIES ONLY

- Top and sides are constructed of stainless steel
- Back of unit is galvanized
- Pans and adapter bars by others
- High density environmentally friendly, Kyoto Protocol Compliant, Non ODP (Ozone Depletion Potential), Non GWP (Global Warming Potential) polyurethane foam throughout unit
- Stainless steel removable hinged covers
- Unit on/off switch is located behind the louver
- Front louvered panel has 1.50" hole for rail on/off switch access
- Electronic temperature controls
- Protective rubber bumpers are affixed to the back of the unit
- 8' long electrical cord

#### PTBMP SERIES ONLY

- Mechanically cooled
- Pans are recessed 2"
- NSF7 certified
- Die-stamped openings to accommodate 12" x 20" hotel pans or fractional pans
- Environmentally friendly R-290 refrigerant (PTBM)
- Three year parts and labor warranty and an additional 4 year compressor parts warranty.

#### PTLP SERIES ONLY

- LiquiTec® cooled flush mount rail with NSF7 certified performance

- Pans are flush mounted

- Standard Polyethylene cutting board
- Environmentally friendly R290 refrigerant
- Three year parts and labor warranty and an additional 4 year compressor parts warranty.

#### CTP-NBP SERIES ONLY

- R290 refrigerant is used
- 18-gauge exterior
- Mechanically cooled
- Pans are recessed 3"
- NSF7 certified
- One year parts and labor standard warranty. Additional warranties available

#### PDLP ONLY

- 4.12" casters
- 34" standard work height
- Stainless steel finished ends
- LiquiTec® cooled flush mount rail with NSF7 certified performance
- Pans are flush mounted
- 17" wide polyethylene cutting board
- Five year compressor warranty
- Environmentally friendly R290 refrigerant
- Three year parts and labor warranty and an additional 2 year compressor parts warranty.

MODEL	1/6 PAN CAP	L	D	H	STORAGE CU. FT.	# OF DOORS	H.P.	AMP	VOLTS	NEMA PLUG	SHIP WEIGHT	FREIGHT CLASS	LIST PRICE
-------	-------------	---	---	---	-----------------	------------	------	-----	-------	-----------	-------------	---------------	------------

#### SELF-CONTAINED MECHANICALLY COOLED REFRIGERATED PIZZA & SANDWICH TABLES

<b>18648PTBMP</b>	12	48"	31.5"	42"	8.39	1	0.25	4.7	115	5-15P	520	110	<b>\$11,744</b>
<b>18660PTBMP</b>	14	60"	31.5"	42"	14.37	2	0.25	4.7	115	5-15P	580	110	<b>\$12,429</b>
<b>18672PTBMP</b>	18	72"	31.5"	42"	16.77	2	(2) 0.20	6.5	115	5-20P	635	110	<b>\$13,433</b>
<b>18691PTBMP</b>	22	91"	31.5"	42"	22.82	3	(2) 0.20	6.5	115	5-20P	770	110	<b>\$16,161</b>
<b>18699PTBMP</b>	24	99"	31.5"	42"	25.87	3	(2) 0.20	6.5	115	5-20P	805	110	<b>\$16,769</b>
<b>186114PTBMP</b>	28	114"	31.5"	42"	30.9	3	(2) 0.20	6.5	115	5-20P	927	110	<b>\$20,214</b>

#### SELF-CONTAINED LIQUITEC COOLED PREP TABLES

<b>18648PTLP</b>	12	48"	31.5"	42"	9.36	1	1/3	4.7	115	5-15P	520	110	<b>\$19,215</b>
<b>18672PTLP</b>	18	72"	31.5"	42"	16.52	2	1/3, 1/5	8.6	115	5-20P	635	110	<b>\$23,139</b>
<b>18699PTLP</b>	24	99"	31.5"	42"	25.07	3	1/3, 1/5	8.6	115	5-20P	805	110	<b>\$27,111</b>

#### DUAL RAIL LIQUITEC PREP TABLES

<b>18648PDLP</b>	24	48" (122cm)	31.50" (80cm)	53.7" (136cm)	—	—	1/3, 1/5	10.1	—	5-20P	691	—	<b>\$22,196</b>
<b>18672PDLP</b>	36	72" (183cm)	31.50" (80cm)	53.7" (136cm)	—	—	1/3, 1/5	12.7	—	5-20P	875	—	<b>\$25,096</b>

MODEL	1/6 PAN CAP	L	D	H	ADAPTER BARS	H.P.	AMP	VOLTS	NEMA PLUG	SHIP WEIGHT	FREIGHT CLASS	LIST PRICE
-------	-------------	---	---	---	--------------	------	-----	-------	-----------	-------------	---------------	------------

#### SELF-CONTAINED COUNTERTOP REFRIGERATED PREP RAILS

<b>CTP8146-NBP</b>	8	46"	17.03"	12.55"	5	1/5	2.8	115	5-15P	121	110	<b>\$7,013</b>
<b>CTP8160-NBP</b>	12	60"	17.03"	12.55"	7	1/5	2.8	115	5-15P	158	110	<b>\$7,520</b>

18600PTBMP, 18600PTLP, 18600PDLP AND CTP/NBP Series accessories and modifications can be found on page 37.

## PREP TABLES

### F18 — HIGH PERFORMANCE PREP TABLE | HIGH PERFORMANCE PREP TABLE WITH NATURAL CONVECTION



**F18MC32-FSP**  
\*SHOWN WITH OPTIONAL  
CUTTING BOARD AND  
ADAPTER BARS



**F18MC27-BSNP**  
\*SHOWN WITH OPTIONAL  
ADAPTER BARS

#### HIGH PERFORMANCE PREP TABLE WITH LIQUITEC®

- LiquiTec® cold pans with eutectic fluid technology and mechanically cooled cold pans
- Heavy-duty casters
- Electronic temperature control with base temp display
- Custom covers
- Insulated heat shield
- Holds 6" deep pans
- Covers: BLSP & SCSP - slide back
- All Others - insulated heat shield

#### HIGH PERFORMANCE PREP TABLE WITH LIQUITEC®

##### WITH NATURAL CONVECTION

- LiquiTec® cold pans with eutectic fluid technology
- Natural convection air to ensure proper cooling temperatures in the harshest kitchen environments
- Heavy-duty casters
- Electronic temperature control with base temp display
- Custom covers
- Insulated heat shield
- Holds 6" deep pans
- Covers: BLSNP - slide back
- BSNP & FSNP - insulated heat shield

MODEL	PAN CAP. (1/6)	VOLUME	SHELF AREA	# OF SHELVES	BTU LOAD @ 86F BASE/RAIL	BTU SYS. CAP @ 86F BASE/RAIL	H.P.	V/HZ/PH	AMPS	NEMA PLUG	LIST PRICE
HIGH PERFORMANCE REFRIGERATOR											
F18MC27-BSP	12	6.3	4.36	2	244/540	1494/1329	0.25	115/60/1	4.7	5-15P	\$13,644
F18SC27-DCP	6	6.3	4.36	2	244/270	1494/834	0.25	115/60/1	4.7	5-15P	\$12,755
F18MC32-BLSP	2 (1/2 size)	7.7	5.32	2	263/360	1494/1025	0.25	115/60/1	4.7	5-15P	\$13,867
F18MC32-BSMP	12	7.7	5.32	2	263/304	1494/1019	0.25	115/60/1	4.7	5-15P	\$12,907
F18MC32-FSP	16	7.7	5.32	2	263/720	1494/1483	0.25	115/60/1	4.7	5-15P	\$14,470
F18RC32-FSP	8	7.7	5.32	2	263/360	1494/1025	0.25	115/60/1	4.7	5-15P	\$12,044
F18SC32-FSP	8	7.7	5.32	2	263/360	1494/1025	0.25	115/60/1	4.7	5-15P	\$13,494
F18MC33-SCSP	4	7.7	5.32	2	263/180	1494/607	0.25	115/60/1	4.7	5-15P	\$12,315
HIGH PERFORMANCE W/ NATURAL CONVECTION											
F18MC27-BSNP	12	6.3	4.36	2	244/540	1494/1483	0.25	115/60/1	4.7	5-15P	\$15,163
F18MC33-FSNP	16	7.7	5.32	2	263/720	1494/1483	0.25	115/60/1	4.7	5-15P	\$15,847

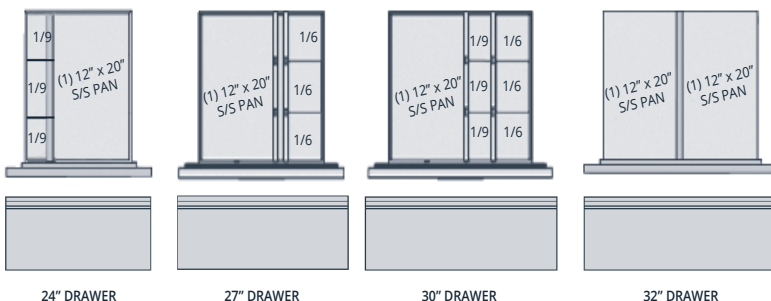
## PREP TABLE ACCESSORIES/OPTIONS

ACCESSORY	DESCRIPTION	LIST PRICE	ACCESSORY	DESCRIPTION	LIST PRICE
44LIDHF	Hinged flat lid 27" (salad)	N/C	4427COMPM	Composite cutting board (mega) - 27"	\$200
	Hinged flat lid 32" (salad)	N/C	4432COMPM	Composite cutting board (mega) - 32"	\$236
	Hinged flat lid 48" (salad)	N/C	4448COMPM	Composite cutting board (mega) - 48"	\$363
	Hinged flat lid 60" (salad)	N/C	4460COMPM	Composite cutting board (mega) - 60"	\$449
	Hinged flat lid 64" (salad)	N/C	4464COMPM	Composite cutting board (mega) - 64"	\$467
	Hinged flat lid 72" (salad)	N/C	4472COMPM	Composite cutting board (mega) - 72"	\$548
4427LIDHS	Hinged flat slide back lid 27" (mega)	\$333	4427COMPS	Composite cutting board (salad) - 27"	\$200
4432LIDHS	Hinged flat slide back lid 32" (mega)	\$375	4448COMPS	Composite cutting board (salad) - 48"	\$363
4448LIDHS	Hinged flat slide back lid 48" (mega)	\$441	4460COMPS	Composite cutting board (salad) - 60"	\$449
4460LIDHS	Hinged flat slide back lid 60" (mega)	\$582	4464COMPS	Composite cutting board (salad) - 64"	\$467
4464LIDHS	Hinged flat slide back lid 64" (mega)	\$647	4472COMPS	Composite cutting board (salad) - 72"	\$548
4472LIDHS	Hinged flat slide back lid 72" (mega)	\$762	AS3978274	Extra shelf per section (27")	\$87
44LIDFLOS	Flat lift off lid 27" (salad)	N/C	AS3978276	Extra shelf per section (32" and 64")	\$83
	Flat lift off lid 32" (salad)	N/C	AS3978273	Extra shelf per section (48" and 72")	\$87
	Flat lift off lid 48" (salad)	N/C	AS3978275	Extra shelf per section (60")	\$87
	Flat lift off lid 60" (salad)	N/C	4427TRAY	Tray slides - fold down Shelley design (27")	\$388
	Flat lift off lid 64" (salad)	N/C	4432TRAY	Tray slides - fold down Shelley design (32")	\$461
	Flat lift off lid 72" (salad)	N/C	4448TRAY	Tray slides - fold down Shelley design (48")	\$718
44LIDFLOM	Flat lift off lid 27" (mega)	N/C	4460TRAY	Tray slides - fold down Shelley design (60")	\$917
	Flat lift off lid 32" (mega)	N/C	4464TRAY	Tray slides - fold down Shelley design (64")	\$961
	Flat lift off lid 48" (mega)	N/C	4472TRAY	Tray slides - fold down Shelley design (72")	\$1,090
	Flat lift off lid 60" (mega)	N/C	AS000-D48-0038	Condenser filter	\$241
	Flat lift off lid 64" (mega)	N/C	COVPEDAL	Foot pedal	\$393
	Flat lift off lid 72" (mega)	N/C			
4427LIDFLOIS	Flat lift off insulated lid 27" (salad)	\$78	44LIGHT	LED interior light on 27 and 32 (current design with LED bulb)	\$397
4432LIDFLOIS	Flat lift off insulated lid 32" (salad)	\$109		LED interior light on 48 thru 72 (current design with LED bulb)	\$397
4448LIDFLOIS	Flat lift off insulated lid 48" (salad)	\$244			
4460LIDFLOIS	Flat lift off insulated lid 60" (salad)	\$308			
4464LIDFLOIS	Flat lift off insulated lid 64" (salad)	\$352			
4472LIDFLOIS	Flat lift off insulated lid 72" (salad)	\$424			
4427LIDFLOIM	Flat lift off insulated lid 27" (mega)	\$78			
4432LIDFLOIM	Flat lift off insulated lid 32" (mega)	\$109			
4448LIDFLOIM	Flat lift off insulated lid 48" (mega)	\$244			
4460LIDFLOIM	Flat lift off insulated lid 60" (mega)	\$308			
4464LIDFLOIM	Flat lift off insulated lid 64" (mega)	\$352			
4472LIDFLOIM	Flat lift off insulated lid 72" (mega)	\$424			
44CLEARLID	Clear plexi lid (per opening)	\$690			
44DRAWER	24" drawers in place of a door	\$1,631			
	30" drawers in place of a door	\$1,631			
	32" drawers in place of a door	\$1,631			
44PANLOC	Optional pan location/pan openings	\$524			
44LOCK	Per section	\$291			
AS000-AXD-003F	4" load height casters for 27" and 32"	\$241			
AS000-AXD-003G	4" load height casters for 48" thru 72"	\$318			
AS000-B4V-003C	SS back panel - 24ga 430 rolled finish - 27"	\$288			
AS000-B4V-003D	SS back panel - 24ga 430 rolled finish - 32"	\$349			
AS000-B4V-003E	SS back panel - 24ga 430 rolled finish - 48"	\$552			
AS000-B4V-003J	SS back panel - 24ga 430 rolled finish - 60"	\$656			
AS000-B4V-003S	SS back panel - 24ga 430 rolled finish - 64"	\$698			
AS000-B4V-004B	SS back panel - 24ga 430 rolled finish - 72"	\$821			
44THERM	Exterior thermometer (dial in door on 27")	\$460			
	Exterior thermometer (digital on others)	\$460			

OVERSHELVES	DESCRIPTION	LIST PRICE
AS000-AQS-0030	Overshelf, Single Tier, 27L X 16W X 20H	\$1,191
AS000-AQS-0031	Overshelf, Single Tier, 32L X 16W X 20H	\$1,224
AS000-AQS-0032	Overshelf, Single Tier, 48L X 16W X 20H	\$1,284
AS000-AQS-0033	Overshelf, Single Tier, 60L X 16W X 20H	\$1,344
AS000-AQS-0034	Overshelf, Single Tier, 64L X 16W X 20H	\$1,354
AS000-AQS-0035	Overshelf, Single Tier, 72L X 16W X 20H	\$1,480
AS000DAQS-0036	Overshelf, Double Tier, 27L X 16W X 20H-14H	\$2,079
AS000DAQS-0037	Overshelf, Double Tier, 32L X 16W X 20H-14H	\$2,145
AS000DAQS-0038	Overshelf, Double Tier, 48L X 16W X 20H-14H	\$2,266
AS000DAQS-0039	Overshelf, Double Tier, 60L X 16W X 20H-14H	\$2,386
AS000DAQS-003A	Overshelf, Double Tier, 64L X 16W X 20H-14H	\$2,404
AS000DAQS-003B	Overshelf, Double Tier, 72L X 16W X 20H-14H	\$2,657
AS000-AQS-003J	Overshelf, Single Tier, 27L X 16W X 17H	\$1,175
AS000-AQS-0042	Overshelf, Single Tier, 27L X 18W X 15H	\$1,177
AS000-AQS-003K	Overshelf, Single Tier, 32L X 16W X 17H	\$1,208
AS000-AQS-003L	Overshelf, Single Tier, 48L X 16W X 17H	\$1,268
AS000-AQS-003M	Overshelf, Single Tier, 60L X 16W X 17H	\$1,328
AS000-AQS-003N	Overshelf, Single Tier, 64L X 16W X 17H	\$1,338
AS000-AQS-003P	Overshelf, Single Tier, 72L X 16W X 17H	\$1,464
AS000DAQS-003Q	Overshelf, Double Tier, 27L X 16W X 17H-10H	\$2,043
AS000DAQS-003R	Overshelf, Double Tier, 32L X 16W X 17H-10H	\$2,109
AS000DAQS-003S	Overshelf, Double Tier, 48L X 16W X 17H-10H	\$2,229
AS000DAQS-003T	Overshelf, Double Tier, 60L X 16W X 17H-10H	\$2,349
AS000DAQS-003U	Overshelf, Double Tier, 64L X 16W X 17H-10H	\$2,368
AS000DAQS-003V	Overshelf, Double Tier, 72L X 16W X 17H-10H	\$2,622
AS000-AQS-003W	Overshelf, Single Tier, 27L X 16W X 10H	\$1,138
AS000-AQS-003X	Overshelf, Single Tier, 32L X 16W X 10H	\$1,172
AS000-AQS-003Y	Overshelf, Single Tier, 48L X 16W X 10H	\$1,232
AS000-AQS-003Z	Overshelf, Single Tier, 60L X 16W X 10H	\$1,291
AS000-AQS-0040	Overshelf, Single Tier, 64L X 16W X 10H	\$1,302
AS000-AQS-0041	Overshelf, Single Tier, 72L X 16W X 10H	\$1,427

## DRAWER CONFIGURATIONS FOR 4400NP SERIES ONLY.



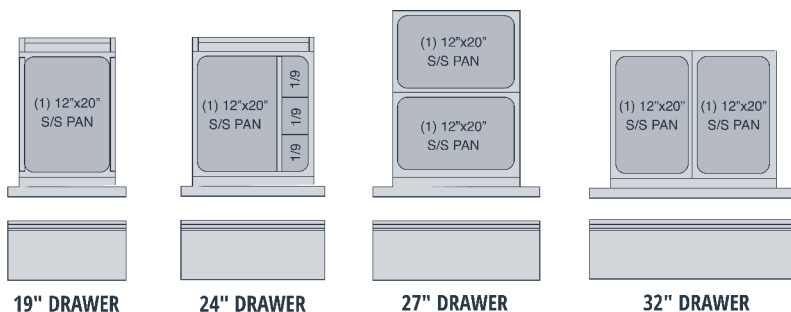
## PREP TABLE ACCESSORIES

ACCESSORY	DESCRIPTION	LIST PRICE
<b>PTBMP AND PTLP MODELS</b>		
	Stainless steel back (per linear inch)	<b>\$17</b>
<b>ECBP48</b> (Rail only)	Partial stainless steel back - 18648PTBMP	<b>\$201</b>
<b>ECPB60</b> (Rail only)	Partial stainless steel back for 18660PTBMP	<b>\$207</b>
<b>ECPB72</b> (Rail only)	Partial stainless steel back for 18672PTBMP	<b>\$215</b>
<b>ECPB91</b> (Rail only)	Partial stainless steel back for 18691PTBMP	<b>\$246</b>
<b>ECPB99</b> (Rail only)	Partial stainless steel back for 18699PTBMP	<b>\$247</b>
<b>ECPB114</b> (Rail only)	Partial stainless steel back for 186114PTBMP	<b>\$266</b>
	Laminate facing for units; per linear inch (Laminate facing for rear of units requires stainless steel back)	<b>\$12</b>
	Cheese grates with removable catch pans (per linear foot)	<b>\$434</b>
	Door/Drawer locks	<b>\$312/SECTION</b>
	48" Composite cutting board (20" wide x 1/2" thick)	<b>\$1,202</b>
	60" Composite cutting board (20" wide x 1/2" thick)	<b>\$1,545</b>
	72" Composite cutting board (20" wide x 1/2" thick)	<b>\$1,718</b>
	91" Composite cutting board (20" wide x 1/2" thick)	<b>\$2,232</b>
	99" Composite cutting board (20" wide x 1/2" thick)	<b>\$2,404</b>
	114" Composite cutting board (20" wide x 1/2" thick)	<b>\$2,435</b>
	48" Polyethylene cutting board (20" wide x 1/2" thick) Standard on PTLP & PDLP	<b>\$595</b>
	60" Polyethylene cutting board (20" wide x 1/2" thick) Standard on PTLP & PDLP	<b>\$767</b>
	72" Polyethylene cutting board (20" wide x 1/2" thick) Standard on PTLP & PDLP	<b>\$852</b>
	91" Polyethylene cutting board (20" wide x 1/2" thick) Standard on PTLP & PDLP	<b>\$1,108</b>
	99" Polyethylene cutting board (20" wide x 1/2" thick) Standard on PTLP & PDLP	<b>\$1,193</b>
	114" Polyethylene cutting board (20" wide x 1/2" thick) Standard on PTLP & PDLP	<b>\$1,363</b>
	48" — 18" wide single tier Overshelf	<b>\$807</b>
	60" — 18" wide single tier Overshelf	<b>\$1,008</b>
	72" — 18" wide single tier Overshelf	<b>\$1,244</b>
	91" — 18" wide single tier Overshelf	<b>\$1,529</b>
	99" — 18" wide single tier Overshelf	<b>\$1,664</b>
	114" — 18" wide single tier Overshelf	<b>\$1,916</b>
	Drawers 19", 2 high, hold one 12" x 20" x 6" deep pan, per drawer (pans supplied by others)	<b>\$2,147</b>
	Drawers 19", 3 high, hold one 12" x 20" x 4" deep pan, per drawer (pans supplied by others)	<b>\$2,701</b>
	Drawers 27", 2 high, hold two 12" x 20" x 6" deep pans, per drawer (pans supplied by others)	<b>\$2,270</b>
	Drawers 27", 3 high, hold two 12" x 20" x 4" deep pans, per drawer (pans supplied by others)	<b>\$2,884</b>
	Drawers 32", 2 high, hold two 12" x 20" x 6" deep pans, per drawer (pans supplied by others)	<b>\$2,8270</b>
	Drawers 32", 3 high, hold two 12" x 20" x 4" deep pans, per drawer (pans supplied by others)	<b>\$2,884</b>
<b>3977985</b>	TR9B Tray Rack — 24" size door or larger only (Base support style for 18" x 26" trays; 2" centers)	<b>\$355</b>
<b>412</b>	Move mechanical housing to the left	<b>\$329</b>
<b>AS000-B7G-0030</b>	Fan assist (17.5x5")	<b>\$396</b>
<b>AS000-B7G-0031</b>	Fan assist (10x5")	<b>\$396</b>
<b>PTB-RMT</b>	Remote option (specify refrigerant)	<b>- \$554</b>
<b>1027J</b>	Foot pedal	<b>\$393</b>

ACCESSORY	DESCRIPTION	LIST PRICE
<b>CTP-NBP MODELS</b>		
	Laminate facing for CTP models, per linear inch	<b>\$9</b>
<b>PDLP MODELS</b>		
	Stainless steel back, per linear inch	<b>\$17</b>
<b>3977985</b>	Tray racks - TR-9B	<b>\$332/DOOR</b>
	48" Composite cutting board in lieu of standard	<b>\$592</b>
	72" Composite cutting board in lieu of standard	<b>\$891</b>
<b>1027A</b>	6" (15cm) casters, set of 4, w/brake	<b>\$656</b>
<b>1027B</b>	6" (15cm) legs, set of 4	<b>\$438</b>
	Cheese grates with removable catch pans (Note: cheese grate option is taller than the lower front rail. Removing the lower covers during operation or removing the grates may be necessary during operation)	<b>\$456/FEET</b>
	27" wide refrigerated drawers (2) high, holds 6" deep pans	<b>\$2,270/SECTION</b>
	Door/Drawer locks	<b>\$312/LOCK</b>
	Additional Shelves	<b>\$176/EACH</b>

<b>4400RP ACCESSORIES</b>		
<b>44RPLIDFLO</b>	Flat lift off lid	<b>CONTACT FACTORY</b>
<b>4448RPINSLO</b>	Insulated flat lift off lid on 48"	<b>\$889</b>
<b>4472RPINSLO</b>	Insulated flat lift off lid on 48"	<b>\$1,334</b>
<b>4496RPINSLO</b>	Insulated flat lift off lid on 48"	<b>\$1,778</b>
<b>4424RPDR</b>	24" drawers in place of a door	<b>\$2,617</b>
<b>4432RPDR</b>	32" drawers in place of a door	<b>\$2,896</b>
<b>4424RPLOCK</b>	24" door lock (all or nothing) per section	<b>\$402</b>
<b>4432RPLOCK</b>	32" door lock (all or nothing) per section	<b>\$434</b>
<b>4424RPLOCKD</b>	24" drawer lock (all or nothing) per section	<b>\$682</b>
<b>4432RPLOCKD</b>	32" drawer lock (all or nothing) per section	<b>\$724</b>
<b>AS000-AXD-003G</b>	4" load height casters for 48" and 72" models	<b>\$318</b>
<b>AS000-AXD-003J</b>	4" load height casters for 96" models	<b>\$396</b>
<b>AS000-B4V-0055</b>	Stainless steel back 48"	<b>\$431</b>
<b>AS000-B4V-0056</b>	Stainless steel back 72"	<b>\$515</b>
<b>AS000-B4V-0057</b>	Stainless steel back 96"	<b>\$598</b>
<b>44RP THERM</b>	Exterior digital thermometer	<b>\$2,457</b>
<b>4448RPCOMP</b>	Composite cutting board - 48"	<b>\$642</b>
<b>4472RPCOMP</b>	Composite cutting board - 48"	<b>\$859</b>
<b>4496RPCOMP</b>	Composite cutting board - 48"	<b>\$1,219</b>
<b>AS3978276</b>	Extra shelf per section (32")	<b>\$83</b>
<b>AS3978273</b>	Extra shelf per section (48" and 72")	<b>\$87</b>
<b>AS000-D48-0038</b>	Condenser filter	<b>\$241</b>
<b>COVPEDAL</b>	Foot pedal	<b>\$393</b>
<b>44RPLIGHT</b>	LED interior light	<b>\$929</b>
<b>AS000-AQS-0043</b>	48" one tier Overshelf	<b>\$2,166</b>
<b>AS000-AQS-0044</b>	72" one tier Overshelf	<b>\$2,431</b>
<b>AS000-AQS-0045</b>	96" one tier Overshelf	<b>\$2,546</b>
<b>AS000DAQS-0046</b>	48" two tier Overshelf	<b>\$3,725</b>
<b>AS000DAQS-0047</b>	72" two tier Overshelf	<b>\$4,278</b>
<b>AS000DAQS-0048</b>	96" two tier Overshelf	<b>\$4,407</b>

## DRAWER CONFIGURATIONS FOR PTBMP, PDLP AND PTLP SERIES.



## **F2600CP SERIES**

Standard Low Profile Freezer Base  
Equipment Stands

## **F2900CP SERIES**

Low Profile Refrigerated Base  
Equipment Stands




## EQUIPMENT STANDS

### F2900CP SERIES — REFRIGERATOR BASE EQUIPMENT STANDS

### F2600CP SERIES — FREEZER BASE EQUIPMENT STANDS



**F2980P  
SHOWN WITH  
OPTIONAL CASTERS**



**FULL EXTENSION PLUS  
DRAWER SYSTEM**

- Top is 18-gauge stainless steel, with integral full perimeter marine edge
- Standard stainless steel ends
- High density polyurethane foam insulation throughout unit
- Refrigerated/freezer base fronts are made of .095" thick ABS plastic backed by rigid polyurethane water blown injection molded frames (NO WOOD)
- Exterior drawer fronts are stainless steel with an Delrite ABS plastic liner
- Snap-in dart style vinyl magnetic gasket
- Drawer handles are recessed black plastic held in with a positive lock system
- 14-gauge leg rails run the entire length of the unit
- Self-contained refrigerators come standard on 500 pound casters with optional 4" adjustable full stainless steel legs and bullet feet
- 8' cord and plug supplied
- Base interior cabinet is cooled with mullion style coated blower coil(s) mounted between each door/drawer section for even air and temperature control
- Blower coil enclose refrigeration lines, evaporator coil, expansion valve and fans
- Interior refrigerated base cabinet section to maintain 36° to 40° meeting NSF7 requirements
- Digital thermometer with electronic controls
- Electric condensate evaporators are standard
- Wall-mounted bracket to prevent tipping
- Full Extension Plus Drawer system is a complete drawer system. F2600CP model drawer systems hold 12" x 20" x 8" deep hotel pans (by others). F2900CP model drawer systems hold 12" x 20" x 4" deep hotel pans (by others). The drawer system is all stainless steel construction for maximum durability.
- F2600CP base cabinet will maintain 0° to -5° temperatures at 100° ambient room temperature meeting NSF7 requirements
- When ordering, specify make, model and depth of cooking equipment sitting on the equipment stand
- Height of surface for setting equipment is 25.50"
- Self-contained freezers are standard with a defrost timer
- Environmentally friendly R290 refrigerant
- Three year parts and labor warranty and an additional 4 year compressor parts warranty.



**10-YEAR WARRANTY ON  
DELFIELD'S FULL EXTENSION  
PLUS DRAWER SYSTEM TRACK!**

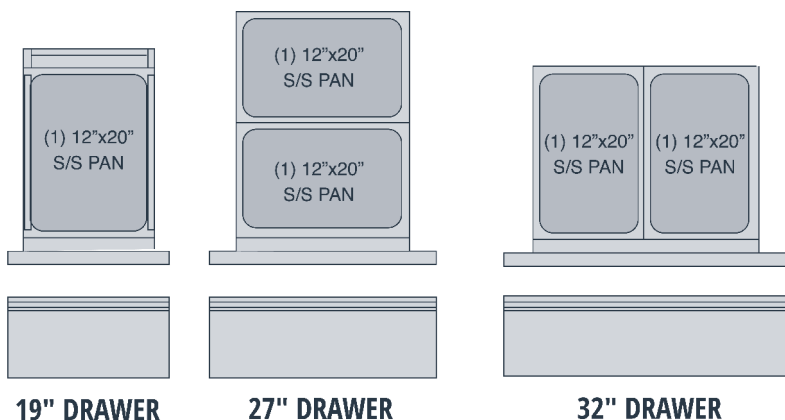
MODEL	L	D	H	# OF DOORS	PAN CAPACITY	H.P.	AMP	VOLTS	NEMA PLUG	SHIP WEIGHT	FREIGHT CLASS	LIST PRICE
<b>SELF-CONTAINED LOW-PROFILE REFRIGERATED BASE EQUIPMENT STANDS</b>												
NOTE: REMOVE THE "C" ON THE MODEL NUMBER WHEN ORDERING WITH LEGS. (EXAMPLE - F2952P).												
<b>F2936CP</b>	36.25	31"	24"	(2) 27"	4	0.17	2	115	5-15P	374	110	<b>\$10,171</b>
<b>F2952CP</b>	52.25	31"	24"	(2) 32"	4	0.2	2.9	115	5-15P	398	110	<b>\$14,925</b>
<b>F2956CP</b>	56.25	31"	24"	(2) 32"	4	0.2	2.9	115	5-15P	405	110	<b>\$15,433</b>
<b>F2960CP</b>	60.25	31"	24"	(2) 19" (2) 27"	6	0.2	2.9	115	5-15P	464	110	<b>\$16,841</b>
<b>F2962CP</b>	62.25	31"	24"	(2) 19" (2) 27"	6	0.2	2.9	115	5-15P	479	110	<b>\$17,346</b>
<b>F2973CP</b>	73.25	31"	24"	(2) 27" (2) 32"	8	0.25	4.8	115	5-15P	535	110	<b>\$17,471</b>
<b>F2975CP</b>	75.25	31"	24"	(2) 27" (2) 32"	8	0.25	4.8	115	5-15P	540	110	<b>\$17,928</b>
<b>F2978CP</b>	78.25	31"	24"	(4) 32"	8	0.25	4.8	115	5-15P	589	110	<b>\$18,105</b>
<b>F2980CP</b>	80.25	31"	24"	(4) 32"	8	0.25	4.8	115	5-15P	600	110	<b>\$18,276</b>
<b>F2996CP</b>	87.25	31"	24"	(4) 27" (2) 19"	10	0.25	4.8	115	5-15P	672	110	<b>\$20,730</b>
<b>F2987CP</b>	96.25	31"	24"	(6) 27"	12	0.25	4.8	115	5-15P	725	110	<b>\$21,028</b>
<b>F2999CP</b>	99.25	31"	24"	(6) 27"	12	0.25	4.8	115	5-15P	725	110	<b>\$21,340</b>
<b>F29110CP</b>	110.25	31"	24"	(6) 32"	12	0.35	6.3	115	5-15P	766	110	<b>\$21,595</b>
<b>SELF-CONTAINED LOW-PROFILE FREEZER BASE EQUIPMENT STANDS</b>												
<b>F2660CP</b>	60.25"	31"	24"	(1) 32"	4	(2) .35	7.6	115	5-15P	418	110	<b>\$19,091</b>
<b>F2694CP</b>	94.25"	31"	24"	(2) 32"	8	(2) .35	7.6	115	5-15P	505	110	<b>\$22,454</b>

F26, 29 Series accessories and modifications can be found on page 40.

## EQUIPMENT STAND ACCESSORIES

ACCESSORY	DESCRIPTION	LIST PRICE
<b>F2600CP &amp; F2900CP SERIES</b>		
<b>505H</b>	Stainless steel back	<b>\$19/LINEAR INCH</b>
<b>108</b>	Drawer locks (Factory installed only)	<b>\$348/EACH</b>
<b>412</b>	Mechanical housing, left side	<b>\$352</b>
<b>1027I</b>	6" casters in lieu of 4" casters	<b>\$259</b>
<b>104A</b>	19" door, low profile doors in lieu of drawers except 32"	<b>\$583</b>
<b>104C</b>	27" door, low profile doors in lieu of drawers except 32"	<b>\$617</b>
<b>906E</b>	Plastic laminate end doors in lieu of drawers except 32"	<b>\$580</b>
<b>505A</b>	Plastic laminate back doors in lieu of drawers except 32"	<b>\$25/LINEAR INCH</b>
<b>505F</b>	Plastic laminate front doors in lieu of drawers except 32"	<b>\$14/LINEAR INCH</b>
<b>102E</b>	19" single drawer, low profile — Single 8" deep drawer in lieu of standard 2 high drawer set (F29 Series)	<b>\$2,268</b>
<b>102G</b>	27" single drawer, low profile — Single 8" deep drawer in lieu of standard 2 high drawer set (F29 Series)	<b>\$2,397</b>
<b>102H</b>	32" single drawer, low profile — Single 8" deep drawer in lieu of standard 2 high drawer set (F29 Series)	<b>\$2,397</b>
<b>102N</b>	Modify 4" Lo-Pro Drawers to 6" deep	<b>\$200</b>
	Single 8" deep polycarbonate pans for 8" deep drawer available	<b>CONTACT FACTORY</b>
	Remote refrigeration available	<b>CONTACT FACTORY</b>

### DRAWER CONFIGURATIONS FOR F2600CP & F2900CP SERIES.



**EHEI**  
Hot Food Tables



## EHEI HOT FOOD TABLE



EHEI36C

- Stainless steel top and sides
- Individual wells with infinite controls
- Wet and dry operation
- 8" polyethylene cutting board
- Drains, manifold and common gate valve
- Stainless steel plate shelf
- Fill faucet
- Stainless steel bottom shelf with 3" riser at rear
- Models on casters (C) standard with cord and plug
- One year parts and labor warranty

MODEL	L	D	H	# OF WELLS	PAN CAPACITY	VOLTS	NEMA PLUG	SHIP WEIGHT	FREIGHT CLASS	LIST PRICE
EHEI36C	36"	31.5"	36"	2	120	20	5-30P	250	100	\$5,034
EHEI48C	48"	31.5"	36"	3	208/230	15.0/16.0	6-20P	280	100	\$6,180
EHEI60C	60"	31.5"	36"	4	208/230	20.0/22.0	6-30P	310	100	\$7,443
EHEI74C	74"	31.5"	36"	5	208/230	24.0/27.0	6-50P	350	100	\$8,703
EHEI36C-208	36"	31.5"	36"	2	208/230	20	5-30P	250	100	\$5,198

## ACCESSORIES

ACCESSORY	DESCRIPTION	LIST PRICE
ECSB36	36" Chef side stainless steel back	\$351
ECSB48	48" Chef side stainless steel back	\$445
ECSB60	60" Chef side stainless steel back	\$545
ECSB74	74" Chef side stainless steel back	\$654
EHEI-36BRD	36" Composite 8" deep cutting boards in lieu of standard polyethylene	\$282
EHEI-48BRD	48" Composite 8" deep cutting boards in lieu of standard polyethylene	\$330
EHEI-60BRD	60" Composite 8" deep cutting boards in lieu of standard polyethylene	\$459
EHEI-74BRD	74" Composite 8" deep cutting boards in lieu of standard polyethylene	\$565
—	6" Stainless Steel Legs (Ship Loose Kit for field installation)	\$113
EHEI-CORD	Cord and plug (units on legs only) Original order only; not field-installable; per door	\$669
605C1	Single tier stainless steel overshell 18" deep	\$17/INCH
605C2	Double tier stainless steel overshell 18" deep	\$40/INCH

## **ASMP SERIES**

Drop-In Air Screen Merchandisers

## **F5P SERIES**

Drop-In Display Cases

## **F15P SERIES**

Servview Display Cases



ASMP SERIES — DROP-IN AIR SCREEN MERCHANDISER



ASM-48P  
SHOWN WITH OPTIONAL  
SHELLEY BASE

- All glass display area and top slim line LED lighting showcases product
- Bottom shelf is a recessed pan, perfect for bottles or taller items
- Three 1" adjustable glass shelves with warm white LED lights standard
- Slide out condensing unit allows for easy serviceability
- R290 refrigerant
- Shelves can be positioned three ways: completely flat, slanted and full tilt
- Drain requires hard plumbing (unless condensate evaporator option is selected)
- Sliding rear doors make replenishment and loading easy
- Meets NSF7 Type 2 requirements which maintains 33 °F to 41 °F temperature in 80 °F environment with 55% relative humidity
- Standard with two louvers, shipped loose, for proper airflow in base
- One year parts and labor standard warranty

MODEL	L	D	H	CUTOUT DIMENSION	H.P.	V/HZ/PH	AMPS	NEMA PLUG	SHIP WEIGHT	LIST PRICE
ASM-36P	36.25"	26"	63.48"	35.13" x 25.50"	1/3	115/208-240/60/1	3.7	14-20P	350lbs.	\$34,808
ASM-48P	48.25"	26"	63.48"	47.13" x 25.50"	1/2	115/208-240/60/1	7.7	14-20P	457lbs.	\$36,575

ASMP Series accessories and modifications can be found on page 47.

## DISPLAY CASES

### F5P SERIES — DROP-IN REFRIGERATED DISPLAY CASES



F5MC48DP

- Display exterior sides are made of 18-gauge stainless steel
- ABS plastic interior sides with molded shelf supports
- (3) adjustable epoxy coated wire shelves
- LED lighting
- Top mount coil with multiple fans circulating the air throughout the cabinet
- Display section runs off a electronic control
- ABS plastic drip pan is placed below the coil with a clear drain hose for running the condensation to the lower base mechanical section

- Sliding and removable self-closing .50" thick argon filled, low-E, warm edge insert, thermopane glass doors with left and right vertical gasket
- High density polyurethane foam throughout unit
- Optional 220V-50 cycle
- "M" units have a single service display section with mirrored back. "P" units have Pass-through display section with glass doors on both sides
- Environmentally friendly R290 refrigerant
- One year parts and labor standard warranty. Additional warranties available

MODEL	L	D	H	CAPACITY CU. FT.	SHELVES SQ. FT.	# OF SHELVES	H.P.	AMP	VOLTS	NEMA PLUG	SHIP WEIGHT	FREIGHT CLASS	LIST PRICE
-------	---	---	---	---------------------	--------------------	-----------------	------	-----	-------	--------------	----------------	------------------	---------------

#### SELF-CONTAINED DROP-IN REFRIGERATED DISPLAY CASES †INCLUDES COMPRESSOR HOUSING

<b>F5MC36DP</b>	36"	30"	56.9"	16.1	14.1	3	1/4	4.5	115	5-15P	525lbs/238kg	110	<b>\$22,021</b>
<b>F5PC36DP</b>	36"	30"	56.9"	18.1	15.5	3	1/4	4.5	115	5-15P	541lbs/245kg	110	<b>\$24,744</b>

#### SELF-CONTAINED DROP-IN REFRIGERATED DISPLAY CASES

<b>F5MC48DP</b>	48"	30"	56.9"	22.3	19.6	3	1/4	4.5	115	5-15P	590lbs/268kg	100	<b>\$23,457</b>
<b>F5PC48DP</b>	48"	30"	56.9"	25	21.4	3	1/4	4.5	115	5-15P	609lbs/276kg	100	<b>\$26,352</b>

#### SELF-CONTAINED DROP-IN REFRIGERATED DISPLAY CASES †INCLUDES COMPRESSOR HOUSING

<b>F5MC60DP</b>	60"	30"	56.9"	28.4	25	3	1/3	5.9	115	5-20P	690lbs/313kg	110	<b>\$23,947</b>
<b>F5PC60DP</b>	60"	30"	56.9"	31.9	27.3	3	1/3	5.9	115	5-20P	711lbs/323kg	110	<b>\$28,064</b>

#### SELF-CONTAINED DROP-IN REFRIGERATED DISPLAY CASES

<b>F5MC72DP</b>	72"	30"	56.9"	34.6	30.5	3	1/3	5.9	115	5-20P	790lbs/358kg	110	<b>\$25,383</b>
<b>F5PC72DP</b>	72"	30"	42"	38.8	33.3	3	1/3	5.9	115	5-20P	815lbs/370kg	110	<b>\$28,522</b>

F5P Series accessories and modifications can be found on page 47.

## F15P SERIES — REFRIGERATED DISPLAY CASE WITH STORAGE



**F15MC48DP**

### DISPLAY CASE

- Display exterior sides are made of 18-gauge stainless steel
- ABS plastic interior sides with molded shelf supports
- (3) adjustable epoxy coated wire shelves
- LED Lighting
- Top mount coil with multiple fans circulating the air throughout the cabinet
- Display section run off a electronic control
- ABS plastic drip pan is placed below the coil with a clear drain hose for running the condensation to the lower base mechanical section
- Sliding and removable self-closing .50" thick argon filled, low-E, warm edge insert, thermopane glass doors with left and right vertical gasket

### BASE

- Standard heavy duty units have unfinished base ends, for finished end options, see page 56
- Base top is constructed of 16-gauge stainless steel
- High density polyurethane foam throughout unit
- Refrigerated base fronts are made of .095" thick ABS plastic backed by rigid polyurethane water blown injection molded frames (NO WOOD)
- Epoxy coated shelf for each door
- Exterior door fronts are stainless steel with ABS plastic liner

- Snap-in dart style vinyl magnetic gasket
- Door handles are recessed black plastic and held in with a positive lock system
- 14-gauge leg rails that run the entire length of the unit
- 6.12" adjustable full stainless steel legs and bullet feet
- Base interior cabinet is cooled with mullion style coated blower coil(s) mounted between each door/drawer section for even air and electronic temperature control
- Blower coil encloses refrigeration lines, evaporator coil, expansion valve, thermostat and fans
- Interior refrigerated base cabinet and display section to maintain 36° to 41° meeting NSF requirements
- Optional 220V-50 cycle
- "M" units have a single service display section with mirrored back. "S" units have a single service display section with a see-through back. "P" units have Pass-through display section with glass doors on both sides
- Environmentally friendly R290 refrigerant
- One year parts and labor standard warranty. Additional warranties available

MODEL	L	D	H	UPPER CU. FT.	SHELVES SQ. FT.	BASE CU. FT.	H.P.	AMPS	VOLTS	NEMA PLUG	SHIP WEIGHT	FREIGHT CLASS	LIST PRICE
SELF-CONTAINED													
<b>F15MC48DP</b>	48"	31.5"	78"	22.3	19.6	9.15	1/3	7.9	115	5-20P	759	110	<b>\$25,745</b>
<b>F15PC48DP</b>	48"	33.38"	78"	25	21.4	9.15	1/3	7.9	115	5-20P	807	110	<b>\$28,927</b>
<b>F15MC60DP</b>	60"	31.5"	78"	28.4	25	12.13	1/3	7.9	115	5-20P	949	110	<b>\$30,437</b>
<b>F15PC60DP</b>	60"	33.38"	78"	31.9	27.3	12.13	1/3	7.9	115	5-20P	1009	110	<b>\$32,266</b>
<b>F15MC72DP</b>	72"	31.5"	78"	34.6	30.5	18.04	1/2	8.1	115	5-20P	1110	110	<b>\$34,095</b>
<b>F15PC72DP</b>	72"	33.38"	78"	38.8	33.3	18.04	1/2	8.1	115	5-20P	1159	110	<b>\$34,201</b>

F15P Series accessories and modifications can be found on page 47.

## DISPLAY CASE ACCESSORIES

ACCESSORY	DESCRIPTION	LIST PRICE
F5P SERIES		
302A	Reflective interior on pass-through doors (36")	CONTACT FACTORY FOR PRICING
302B	Reflective interior on pass-through doors (48")	
302C	Reflective interior on pass-through doors (60")	
302D	Reflective interior on pass-through doors (72")	
303A	Extra 36" shelf (36" long units only; each)	
303B	Extra 48" shelf (48" long units only; each)	
303C	Extra 60" shelf (60" long units only; each)	
303D	Extra 72" shelf (72" long units only; each)	
—	Remote refrigeration	
F5V-ND	Narrow depth display case	
122I	230 volt, 50 cycle electrical system	
F15P SERIES		
302B	Reflective interior on pass-through doors (48")	CONTACT FACTORY FOR PRICING
302C	Reflective interior on pass-through doors (60")	
302D	Reflective interior on pass-through doors (72")	
303B	Extra 48" shelf (48" long units only; each)	
303C	Extra 60" shelf (60" long units only; each)	
303D	Extra 72" shelf (72" long units only; each)	
906E	Plastic laminate end	
505A	Plastic laminate back	
505F	Plastic laminate front	
505H	Stainless steel back	
906A	Stainless steel end	
—	Remote refrigeration	
—	Narrow depth display case	
ASM SERIES		
ASML	Laminated sides & top	\$1,026
ASMR	Remote (specify refrigerant)	\$2,165
ASM-CE	Condensate Evaporator	CONTACT FACTORY

## **FLEXISHIELD®**

Foodshields


## **SHELLEYSTEEL®**

Stainless Steel Mobile Serving  
Systems


## **SHELLEYGLAS®**

Fiberglass Mobile Serving Systems

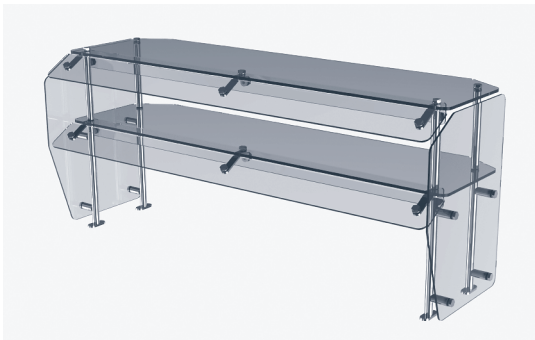




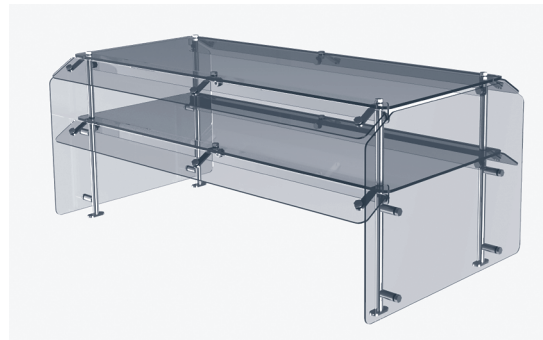
**DCFSG SERIES**  
Single tier glass front protector




**DCFSG2 SERIES**  
Double tier glass front protector



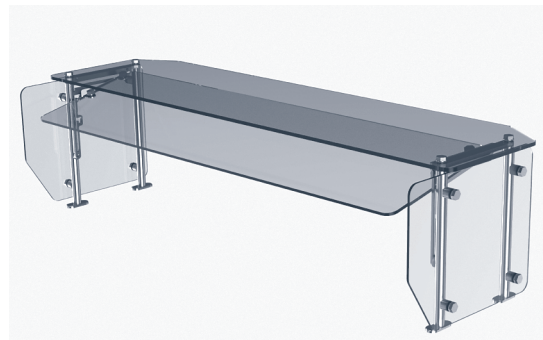
**DCFSH SERIES**  
Double tier, with sneeze guard fronts




**DCFSHD SERIES**  
Double service, double tier display  
with sneeze guard fronts



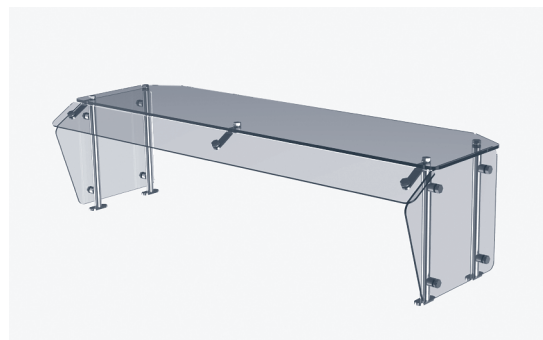
**DCFSSS SERIES**  
Slicer Shield




**DCFSFS SERIES**  
Single tier, flexible food shield  
(pivots in three positions)



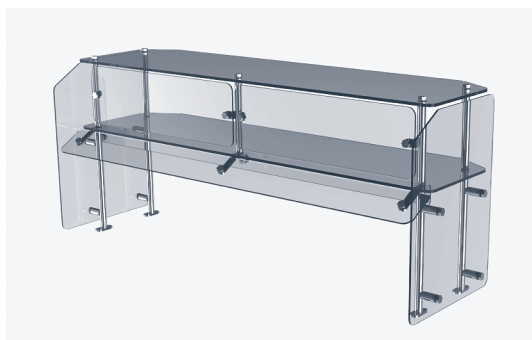
**DCFSFS2 SERIES**  
Double tier flexible foodshield  
(pivots in three positions)



**DCFKS SERIES**  
Single tier, fixed food shield  
front, single service



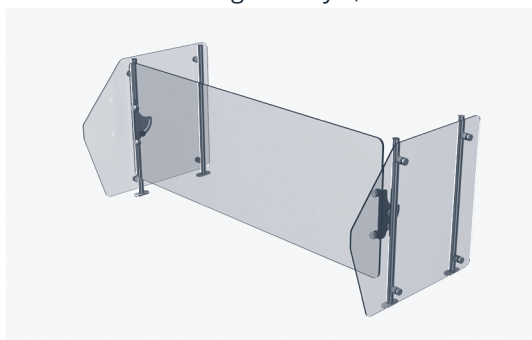
**DCFSGH SERIES**  
Double tier display, bottom tier  
full glass front, second tier



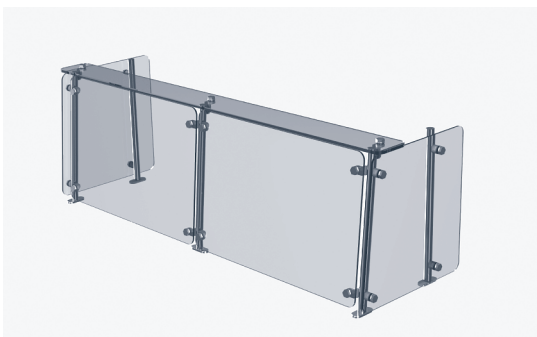
**DCFSHG SERIES**  
Double tier display bottom  
tier sneeze guard style, second




**DCFSKD SERIES**  
Single tier, fixed food shield  
front, dual service



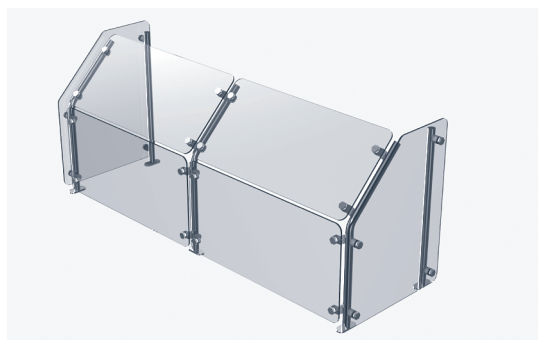
**DCFSRF SERIES**  
Flexible shield, rotating front



**DCFSASST SERIES**  
Angled glass front, slicer shield style  
with glass top

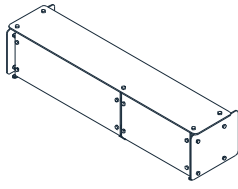


**DCFSASS SERIES**  
Angled slicer shield



**DCFSAF SERIES**  
Angled turned back glass  
front single service

## FLEXISHIELD® FOOD SHIELDS



**DCFSG**  
SINGLE TIER GLASS  
FRONT PROTECTOR

- Mostly glass display allows you to see product from every angle
- Standard construction is 1" diameter stainless steel tubular legs.
- 1/4" tempered glass fronts and end glass. 3/8" tempered glass top shelf
- Comes fully assembled
- Standard bright chrome finish and black powdercoat
- End glass is standard on all food shields
- A complete line of accessories including stainless steel shelves, heat lamps and lighting
- All models meet NSF 2011 requirements.

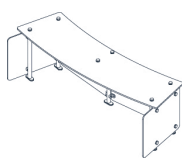
MODEL	DESCRIPTION	L	D	H	PER LINEAR INCH PRICING
<b>DCFSG</b>	Glass front food shield, single tier with glass shelf, single service	—	—	—	<b>\$79</b>
<b>DCFSG2</b>	Glass front food shield, double tier with two glass shelves, single service	—	—	—	<b>\$156</b>
<b>DCFSSS</b>	Glass front food shield, slicer shield style	—	—	—	<b>\$59</b>
<b>DCFSH</b>	Two tier display, sneeze guard, single service	—	—	—	<b>\$120</b>
<b>DCFSHD</b>	Two tier display with sneeze guard, dual service	—	—	—	<b>\$175</b>
<b>DCFSFS</b>	Flexible shield, converts to three positions	—	—	—	<b>\$123</b>
<b>DCFSFS2</b>	Flexible shield, converts to three positions, two tier	—	—	—	<b>\$169</b>
<b>DCFSKS</b>	Single tier display, fixed sneeze guard front, single service	—	—	—	<b>\$68</b>
<b>DCFSKD</b>	Single tier display, fixed sneeze guard front, dual service	—	—	—	<b>\$76</b>
<b>DCFSGH</b>	Double tier display, bottom tier full glass front, second tier sneeze guard	—	—	—	<b>\$134</b>
<b>DCFSHG</b>	Double tier display, bottom tier sneeze guard, second tier full glass front	—	—	—	<b>\$134</b>
<b>DCFSRF</b>	Flexible shield, rotating front	—	—	—	<b>\$89</b>
<b>DCFSASST</b>	Angled glass front, slicer shield style with glass top	—	—	—	<b>\$74</b>
<b>DCFSASS</b>	Angled slicer shield	—	—	—	<b>\$74</b>
<b>DCFSAF</b>	Angled turned back glass front single service	—	—	—	<b>\$74</b>

### FLEXISHIELD DISPLAY

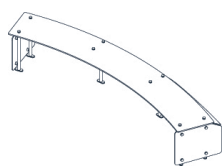
<b>DCFSCR</b>	Corner Flexishield, 24" 90 degree with radius front edge, single tier	24"	24"	16"	<b>\$3,118</b>
<b>DCFSCRD</b>	Corner Flexishield, 24" 90 degree with radius front edge, double tier	24"	24"	26"	<b>\$6,236</b>
<b>DCFSOS-XX</b>	Overshelf with radial front edge, single tier	—	18"	16"	<b>\$58</b>
<b>DCFSOS2-XX</b>	Overshelf with radial front edge, double tier	—	18"	26"	<b>\$122</b>

## FLEXISHIELD® FOOD SHIELDS

### DCFSR: RADIAL FLEXISHIELD® FOOD SHIELD



DCFSRIG-3



DCFSROKS-5

- Mostly glass display allows you to see product from every angle
- 1" stainless steel legs
- Meets 2011 NSF requirements
- Flange mounted foot makes installation easy
- Comes fully assembled from factory
- Standard end glass
- One year parts and labor standard warranty

MODEL	DESCRIPTION	L	D	H	SHIP WEIGHT	FREIGHT CLASS	LIST PRICE
-------	-------------	---	---	---	-------------	---------------	------------

#### RADIAL FLEXISHIELD FOODSHIELDS

DCFSRIG-2	Radial food shield, full glass front, inside, single service, 2 pan	38.47"	18"	16"
DCFSRIG-3	Radial food shield, full glass front, inside, single service, 3 pan	53.43"	18"	16"
DCFSRIG-4	Radial food shield, full glass front, inside, single service, 4 pan	68.17"	18"	16"
DCFSRIG-5	Radial food shield, full glass front, inside single service 5 pan	82.61"	18"	16"
DCFSROG-2	Radial food shield, full glass front, outside, single service, 2 pan	43.09"	18"	16"
DCFSROG-3	Radial food shield, full glass front, outside, single service, 3 pan	59.85"	18"	16"
DCFSROG-4	Radial food shield, full glass front, outside, single service, 4 pan	76.35"	18"	16"
DCFSROG-5	Radial food shield, full glass front, outside single service 5 pan	92.53"	18"	16"
DCFSRIKS-2	Radial food shield, sneeze guard front, inside, single service, 2 pan	38.47"	18"	14.75"
DCFSRIKS-3	Radial food shield, sneeze guard front, inside, single service, 3 pan	53.43"	18"	14.75"
DCFSRIKS-4	Radial food shield, sneeze guard front, inside, single service, 4 pan	68.17"	18"	14.75"
DCFSRIKS-5	Radial food shield, sneeze guard front, inside single service 5 pan	82.61"	18"	14.75"
DCFSROKS-2	Radial food shield, sneeze guard front, outside, single service, 2 pan	43.09"	18"	14.75"
DCFSROKS-3	Radial food shield, sneeze guard front, outside, single service, 3 pan	59.85"	18"	14.75"
DCFSROKS-4	Radial food shield, sneeze guard front, outside, single service, 4 pan	76.35"	18"	14.75"
DCFSROKS-5	Radial food shield, sneeze guard front, outside single service 5 pan	92.53"	18"	14.75"
DCFSRKD-2	Radial food shield, sneeze guard front, dual service, 2 pan	43.09"	35.50"	15"
DCFSRKD-3	Radial food shield, sneeze guard front, dual service, 3 pan	59.85"	35.50"	15"
DCFSRKD-4	Radial food shield, sneeze guard front, dual service, 4 pan	76.35"	35.50"	15"
DCFSRKD-5	Radial food shield, sneeze guard front, dual service 5 pan	92.53"	35.50"	15"

CONTACT FACTORY

CONTACT FACTORY

CONTACT FACTORY

### FLEXISHIELD® POWDERCOAT

MODEL	DESCRIPTION	LIST PRICE
-------	-------------	------------

#### BLACK POWDERCOAT

DCFSBP-RIG-2	RIG-2 style radial food shield
DCFSBP-RIG-3	RIG-3 style radial food shield
DCFSBP-RIG-4	RIG-4 style radial food shield
DCFSBP-RIG-5	RIG-5 style radial food shield
DCFSBP-ROG-2	ROG-2 style radial food shield
DCFSBP-ROG-3	ROG-3 style radial food shield
DCFSBP-ROG-4	ROG-4 style radial food shield
DCFSBP-ROG-5	ROG-5 style radial food shield
DCFSBP-RIKS-2	RIKS-2 style radial food shield
DCFSBP-RIKS-3	RIKS-3 style radial food shield

CONTACT FACTORY

MODEL	DESCRIPTION	LIST PRICE
-------	-------------	------------

#### BLACK POWDERCOAT

DCFSBP-RIKS-4	RIKS-4 style radial food shield
DCFSBP-RIKS-5	RIKS-5 style radial food shield
DCFSBP-ROKS-2	ROKS-2 style radial food shield
DCFSBP-ROKS-3	ROKS-3 style radial food shield
DCFSBP-ROKS-4	ROKS-4 style radial food shield
DCFSBP-ROKS-5	ROKS-5 style radial food shield
DCFSBP-RKD-2	RKD-2 style radial food shield
DCFSBP-RKD-3	RKD-3 style radial food shield
DCFSBP-RKD-4	RKD-4 style radial food shield
DCFSBP-RKD-5	RKD-5 style radial food shield

CONTACT FACTORY

## SH SERIES — MOBILE HEATED SERVING COUNTERS



**SH-3-NU**  
SHOWN WITH THE  
FOLLOWING OPTIONS:  
G: Glass front counter protector  
A: 12" stainless steel V  
fold-down tray slide



**SH-4-NU**  
SHOWN WITH THE  
FOLLOWING OPTIONS:  
KS: Glass front  
counter protector  
A: 12" stainless steel V  
fold-down tray slide

- 14-gauge stainless steel top
- 18-gauge stainless steel exterior body
- 14-gauge galvanized bottom
- SH units have heated under storage compartment, provided with removable pan slides. SH-NU units have enclosed bases with no under storage
- A maximum 10' long cord and plug are supplied standard
- Electrical connections are 60 hertz, single phase. Three-phase design is available for an additional charge. Electrical accessories may change listed amperage and plug
- Top has two to six electrically heated, recessed die stamped stainless steel hot food warmers. Each warmer accommodates one 12" x 20" x 6" pan
- Hot well(s) with drain(s) manifolded standard to common gate valve
- All exterior panels reinforced with overlapping corners, welded in place
- Wet and dry operation

- All body cutouts reinforced with 14-gauge channel supports
- Choose from an almost unlimited selection of laminate colors and textures to add color to any room
- All units are standard on 5" polyurethane swivel locking casters for easy cleaning
- Easy to use stainless steel interlock system is standard on base and tray slides
- Easily modified with a complete array of standard accessories
- Counter heights available from 28" to 36" in 2" increments
- Add eye catching decal packages or bright canopies to create a distinctive look!
- Features new easy access panel for quick replacement of heating element.
- One year parts and labor standard warranty. Additional warranties available

MODEL	DESCRIPTION	L	D	H	AMP	VOLTS	WATTS	NEMA PLUG	SHIP WEIGHT	FREIGHT CLASS	LIST PRICE
SHELLEYSSTEEL HEATED SERVING COUNTERS WITH UNDERSTORAGE											
SH-2	2 food wells	36"	30"	36"	15	120/208-230	2900/3300	14-20P	380	100	<b>\$11,685</b>
SH-3	3 food wells	50"	30"	36"	20	120/208-230	3900/4500	14-30P	460	100	<b>\$13,732</b>
SH-4	4 food wells	60"	30"	36"	26	120/208-230	4900/5700	14-50P	550	100	<b>\$14,924</b>
SH-5	5 food wells	74"	30"	36"	31	120/208-230	5900/6900	14-50P	660	100	<b>\$16,485</b>
SH-6	6 food wells	96"	30"	36"	37	120/208-230	6900/7900	14-50P	720	100	<b>\$18,512</b>
SHELLEYSSTEEL HEATED SERVING COUNTERS WITHOUT UNDERSTORAGE											
SH-2-NU	2 food wells	36"	30"	36"	11	120/208-230	2000/2400	14-20P	225	100	<b>\$8,936</b>
SH-3-NU	3 food wells	50"	30"	36"	16	120/208-230	3000/3600	14-20P	275	100	<b>\$10,206</b>
SH-4-NU	4 food wells	60"	30"	36"	22	120/208-230	4000/4800	14-30P	330	100	<b>\$11,077</b>
SH-5-NU	5 food wells	74"	30"	36"	28	120/208-230	5000/6000	14-50P	420	100	<b>\$12,579</b>
SH-6-NU	6 food wells	96"	30"	36"	33	120/208-230	6000/7000	14-50P	510	100	<b>\$14,534</b>

## SHELLEYSSTEEL INDUCTION

- Induction hot, control and generator provided
- One control per every (2) hots standard
- Up to (4) hobs connected to one generator

MODEL	# OF HOB(S)	ELECTRICAL	WATTS	AMPS	NEMA PLUG	LIST PRICE
SHELLEY INDUCTION						
SID1-30-NU	1	230V, 60Hz, 1Ph	450	2	14-20P	<b>\$10,705</b>
SID2-36-NU	2	230V, 60Hz, 1Ph	900	3.9	14-20P	<b>\$14,234</b>
SID3-60-NU	3	230V, 60Hz, 1Ph	1350	5.9	14-20P	<b>\$17,763</b>
SID4-74-NU	4	230V, 60Hz, 1Ph	1800	7.8	14-20P	<b>\$21,290</b>

## SCSC-BP SERIES — MOBILE REFRIGERATED COLD PAN SERVING COUNTERS

### SCSC-EFP SERIES — LIQUITEC REFRIGERATED COLD PAN



**SCSC-74-BP**  
Pans by others



**SCSC-60-EFP**  
Shown with optional laminate, canopy, custom counter protector and extended base



Patented LiquiTec®  
Technology brings food and pans completely flush!

- 14-gauge stainless steel top
- 18-gauge stainless steel exterior body
- 14-gauge galvanized bottom
- On/off switch mounted to exterior of unit
- A maximum 10' long cord and plug are supplied standard
- All exterior panels reinforced with overlapping corners, welded in place
- All body cutouts reinforced with 14-gauge channel supports
- Choose from an almost unlimited selection of laminate colors and textures to add color to any room
- Electrical connections are 60 hertz, single phase. Electrical accessories may change listed amperage and plug
- All units are standard on 5" polyurethane swivel locking casters for easy cleaning
- Easy to use stainless steel interlock system is standard on base and tray slides
- Easily modified with a complete array of standard accessories
- Add eye catching decal packages or bright canopies to create a distinctive look!
- Counter heights available from 28" to 36" in 2" increments
- Environmentally friendly R290 refrigerant
- One year parts and labor standard warranty. Additional warranties available

#### SCSC-BP

- SCSC-B Series counters are standard with 7" deep refrigerated cold pan. Cold pans are fully insulated with foamed in place polyurethane insulation
- Pans recessed 2" from top edge of counter
- SCSC-B models are standard with enclosed base
- Cold pans are standard with drain with valve
- Adapter bars will be furnished at no additional charge if requested on original order only. Pans are supplied by others
- Optional open shelf and dry door inserts can be added to all models and lengths. Refrigerated insert can be added to 60", 74", or 96" long units

#### SCSC-EFP

- The LiquiTec cold pan has two – six die stamped openings with depressed edges, each well, holding one 12" x 20" pan (pans supplied by others)
- Eutectic fluid completely surrounds each cold pan providing the maximum-- five sided cooling
- All SCSC-EF models meet NSF 7 with pans completely flush with counter
- Cold pan is fully insulated with foamed in place polyurethane insulation

MODEL	COLD PAN SIZE	L	D	H	AMP	H.P.	VOLTS	NEMA PLUG	SHIP WEIGHT	FREIGHT CLASS	LIST PRICE
-------	---------------	---	---	---	-----	------	-------	-----------	-------------	---------------	------------

#### SHELLESTEEL REFRIGERATED COLD PAN SERVING COUNTERS

<b>SCSC-36-BP</b>	26" X 21.62"	36"	30"	36"	7	1/4	115	5-15P	350	100	<b>\$8,738</b>
<b>SCSC-50-BP</b>	39" X 21.62"	50"	30"	36"	7	1/4	115	5-15P	425	100	<b>\$8,926</b>
<b>SCSC-60-BP</b>	52" X 21.62"	60"	30"	36"	7	1/4	115	5-15P	500	100	<b>\$9,294</b>
<b>SCSC-74-BP</b>	65" X 21.62"	74"	30"	36"	7	1/4	115	5-15P	575	110	<b>\$11,382</b>
<b>SCSC-96-BP</b>	78" X 21.62"	96"	30"	36"	7	1/4	115	5-15P	650	110	<b>\$12,601</b>

#### SHELLESTEEL LIQUITEC COLD PAN SERVING COUNTER WITH PATENTED LIQUITEC® TECHNOLOGY

<b>SCSC-36-EFP</b>	2 pan cap	36"	30"	36"	7	1/4	115	5-15P	380	100	<b>\$12,392</b>
<b>SCSC-50-EFP</b>	3 pan cap	50"	30"	36"	7	1/4	115	5-15P	455	100	<b>\$13,288</b>
<b>SCSC-60-EFP</b>	4 pan cap	60"	30"	36"	7	1/4	115	5-15P	530	100	<b>\$13,715</b>
<b>SCSC-74-EFP</b>	5 pan cap	74"	30"	36"	7	1/4	115	5-15P	615	100	<b>\$14,998</b>
<b>SCSC-96-EFP</b>	6 pan cap	96"	30"	36"	7	1/4	115	5-15P	680	100	<b>\$16,678</b>

Shelleyglas accessories and modifications can be found on pages 69-73.

## SHCR-BP SERIES — HOT/COLD COMBINATION COUNTERS

## SHC SERIES — ICE COOLED HOT/COLD COMBINATION COUNTERS



**SH2CR-60-B**  
SHOWN WITH THE  
FOLLOWING OPTIONS:  
A: 12" Stainless steel  
V-fold down  
E: 10" Wide stainless steel  
fold down work shelf  
KS: Single service flip up  
sneeze guard  
U: End shelf

- Save space by having both hot and cold in one convenient location
- 14-gauge stainless steel top
- 18-gauge stainless steel exterior body
- 14-gauge galvanized bottom
- All SHCR-B models are standard with enclosed bases
- Top has one to four electrically heated, recessed die-stamped stainless steel hot food warmers. Each warmer accommodates a 12" x 20" x 6" pan (pans supplied by others)
- A maximum 10' long cord and plug are supplied standard
- Electrical connections are 60 hertz, single phase. Three-phase design is available for an additional charge. Electrical accessories may change listed amperage and plug
- All exterior panels reinforced with overlapping corners, welded in place
- All body cutouts reinforced with 14-gauge channel supports
- Choose from an almost unlimited selection of laminate colors and textures to add color to any room
- Wet and dry operation
- All units are standard on 5" polyurethane swivel locking casters for easy cleaning
- Easy to use stainless steel interlock system is standard on base and tray slides

- Easily modified with a complete array of standard accessories
- Counter heights available from 28" to 36" in 2" increments
- Add eye catching decal packages or bright canopies to create a distinctive look!
- One year parts and labor standard warranty. Additional warranties available

### SHCR-BP ONLY

- The refrigerated cold pan is 7" deep constructed of stainless steel. Cold pan is equipped with a 1" drain with valve. Hot well(s) equipped with a drain with gate valve
- Meets NSF requirements with 3" recessed pans
- Environmentally friendly R290 refrigerant

### SHC ONLY

- Insulated ice pan is 7" deep and constructed of 22-gauge stainless steel. Perforated false bottom, and drain with valve is standard. Hot well(s) with drain(s) manifolded standard to common gate valve

MODEL	HOT WELLS	COLD PAN SIZE	L	D	H	AMP	H.P.	VOLTS	WATTS	NEMA PLUG	SHIP WEIGHT	FREIGHT CLASS	LIST PRICE
SHELLEYSTEEL HEATED SERVING COUNTERS WITH UNDERSTORAGE													
SHCR-50-BP	1	26" X 21.62"	50"	30"	36"	16	1/4	120	1000	5-20P	475	100	<b>\$10,198</b>
SHCR-60-BP	1	39" X 21.62"	60"	30"	36"	16	1/4	120	1000	5-20P	575	100	<b>\$10,864</b>
SH2CR-62-BP	2	26" X 21.62"	62"	30"	36"	18	1/4	120/208-230	2000/2400	14-30P	575	100	<b>\$11,979</b>
SHCR-74-BP	1	52" X 21.62"	74"	30"	36"	16	1/4	120	1000	5-20P	688	100	<b>\$12,846</b>
SH2CR-74-BP	2	26" X 21.62"	74"	30"	36"	18	1/4	120/208-230	2000/2400	14-30P	690	100	<b>\$13,623</b>
SHCR-96-BP	1	65" X 21.62"	96"	30"	36"	16	1/4	120	1000	5-20P	730	100	<b>\$15,338</b>
SH2CR-96-BP	2	52" X 21.62"	96"	30"	36"	18	1/4	120/208-230	2000/2400	14-30P	740	100	<b>\$17,151</b>
SH3CR-96-BP	3	39" X 21.62"	96"	30"	36"	23	1/4	120/208-230	3000/3600	14-30P	750	100	<b>\$18,357</b>
SH4CR-96-BP	4	26" X 21.62"	96"	30"	36"	29	1/4	120/208-230	4000/4800	14-50P	760	100	<b>\$19,931</b>


Shelleyglas accessories and modifications can be found on pages 69-73. | For LiquiTec® option, see accessory pages.

MODEL	HOT WELLS	COLD PAN SIZE	L	D	H	AMP	VOLTS	WATTS	NEMA PLUG	SHIP WEIGHT	FREIGHT CLASS	LIST PRICE
SHELLEYSTEEL ICE-COOLED HOT AND COLD COMBINATION COUNTERS												
SHC-50-NU	1	26" X 21.62"	50"	30"	36"	9	120	1000	5-15P	300	100	<b>\$5,806</b>
SHC-60-NU	1	39" X 21.62"	60"	30"	36"	9	120	1000	5-15P	350	100	<b>\$6,639</b>
SH2C-62-NU	2	26" X 21.62"	62"	30"	36"	11	120/208-230	2000/2400	14-20P	350	100	<b>\$6,678</b>
SHC-74-NU	1	52" X 21.62"	74"	30"	36"	9	120	1000	5-15P	400	100	<b>\$8,162</b>
SH2C-74-NU	2	26" X 21.62"	74"	30"	36"	11	120/208-230	2000/2400	14-20P	410	100	<b>\$9,481</b>
SH3C-74-NU	3	26" X 21.62"	74"	30"	36"	16	120/208-230	3000/3600	14-20P	420	100	<b>\$10,255</b>
SHC-96-NU	1	65" X 21.62"	96"	30"	36"	9	120	1000	5-15P	425	100	<b>\$11,084</b>
SH2C-96-NU	2	52" X 21.62"	96"	30"	36"	11	120/208-230	2000/2400	14-20P	430	100	<b>\$12,445</b>
SH3C-96-NU	3	39" X 21.62"	96"	30"	36"	16	120/208-230	3000/3600	14-20P	450	100	<b>\$13,769</b>
SH4C-96-NU	4	26" X 21.62"	96"	30"	36"	22	120/208-230	4000/4800	14-30P	460	100	<b>\$15,322</b>

Shelleyglas accessories and modifications can be found on pages 69-73. | For LiquiTec® option, see accessory pages.

## SHELLEYSSTEEL FLEXIWELLS

- NSF4 and NSF7 certified for hot and or cold operations
- Wells operate independently for hot or cold operation and vice versa



SCFT-74-NUP



Add eye catching decal packages or bright canopies to create a distinctive look!

- 14-gauge stainless steel top
- 18-gauge stainless steel exterior body
- 14-gauge galvanized bottom
- Frost top is 18-gauge stainless steel, one piece construction; perimeter drain with valve located at bottom of unit standard
- 18" x 26" sheet pan can rest on frost top
- On/off switch located on exterior of unit
- SCFT units are standard with enclosed base
- Meets NSF requirements
- Environmentally friendly R290 refrigerant
- A maximum 10' long cord and plug are supplied standard
- Electrical connections are 60 hertz, single phase. Electrical accessories may change listed amperage and plug
- All exterior panels reinforced with overlapping corners, welded in place
- All body cutouts reinforced with 14-gauge channel supports

- All units are standard on 5" polyurethane swivel locking casters for easy cleaning
- Easy to use stainless steel interlock system is standard on base and tray slides
- Easily modified with a complete array of standard accessories
- Counter heights available from 28" to 36" in 2" increments
- Choose from an almost unlimited selection of laminate colors and textures to add color to any room
- Add eye catching decal packages or bright canopies to create a distinctive look!
- One year parts and labor standard warranty. Additional warranties available

MODEL	12" X 20" PAN CAPACITY	HOT ELECTRICAL	COLD ELECTRICAL	NEMA PLUG	BTU LOAD	SYSTEM CAPACITY	SHIP WEIGHT	LIST PRICE
<b>SHELLEYSSTEEL FLEXIWELLS</b>								
<b>SFW-1-NU</b>	1	1500W - 208-240V-6.3A	120V - 2.9A - 1/5 H.P	14-20P	310	625	300	<b>\$17,891</b>
<b>SFW-2-NU</b>	2	(2) 1500W - 208-240V-12.5A	120V - 2.9A - 1/5 H.P	14-20P	620	906	380	<b>\$19,219</b>
<b>SFW-3-NU</b>	3	(3) 1500W - 208-240V-18.8A	120V - 2.9A - 1/5 H.P	14-30P	929	1066	460	<b>\$23,108</b>
<b>SFW-4-NU</b>	4	(4) 1500W - 208-240V-25A	120V - 5.7A - (2) 1/5HP	14-50P	1239	1812	550	<b>\$27,037</b>
<b>SFW-5-NU</b>	5	(5) 1500W - 208-240V-31.3A	120V - 5.7A - (2) 1/5HP	14-50P	1549	1972	660	<b>\$30,033</b>
<b>SFW-6-NU</b>	6	(6) 1500W - 208-240V-37.5A	120V - 5.7A - (2) 1/5HP	14-50P	1859	2132	720	<b>\$33,812</b>

## SCFT-NUP SERIES — FROST TOP SERVING COUNTERS

MODEL	DESCRIPTION	L	D	H	AMP	H.P.	VOLTS	NEMA PLUG	SHIP WEIGHT	FREIGHT CLASS	LIST PRICE
<b>SHELLEYSSTEEL FROST TOP SERVING COUNTERS WITHOUT UNDERSTORAGE</b>											
<b>SCFT-36-NUP</b>	frost top	36"	30"	36"	2.4	1/5	115	5-15P	380	100	<b>\$6,604</b>
<b>SCFT-50-NUP</b>	frost top	50"	30"	36"	2.4	1/5	115	5-15P	455	100	<b>\$7,875</b>
<b>SCFT-60-NUP</b>	frost top	60"	30"	36"	3.7	1/4	115	5-15P	540	100	<b>\$9,249</b>
<b>SCFT-74-NUP</b>	frost top	74"	30"	36"	3.7	1/4	115	5-15P	610	110	<b>\$9,891</b>
<b>SCFT-96-NUP</b>	frost top	96"	30"	36"	4.8	1/3	115	5-15P	680	110	<b>\$12,212</b>

Shelleyglas accessories and modifications can be found on pages 69-73.

## SCI SERIES — ICE PAN SERVING COUNTERS



**SCI-60-NU**  
SHOWN WITH THE  
FOLLOWING OPTIONS:  
C: 10" wide three-bar fold  
down tray slide  
H: Two tier display with glass  
shelves and sneeze guards

- 14-gauge stainless steel top
- 18-gauge stainless steel exterior body
- 14-gauge galvanized bottom
- Best for use where electricity is not available
- Insulated ice pan is 7" deep and is standard with the following: perforated false bottom, drain with valve
- SCI units are standard with dry hinged door storage compartment, while SCI-NU units have enclosed bases with no under storage
- Meets NSF requirements
- All exterior panels reinforced with overlapping corners, welded in place
- All body cutouts reinforced with 14-gauge channel supports

- All units are standard on 5" polyurethane swivel locking casters for easy cleaning
- Easy to use stainless steel interlock system is standard on base and tray slides
- Easily modified with a complete array of standard accessories
- Choose from an almost unlimited selection of laminate colors and textures to add color to any room
- Add eye catching decal packages or bright canopies to create a distinctive look!
- One year parts and labor standard warranty. Additional warranties available

MODEL	ICE PAN SIZE	L	D	H	SHIP WEIGHT	FREIGHT CLASS	LIST PRICE
-------	--------------	---	---	---	-------------	---------------	------------

## SHELLESTEEL ICE PAN SERVING COUNTERS WITH DRY STORAGE


<b>SCI-36</b>	26" x 21.62"	36"	30"	36"	240	110	<b>\$6,177</b>
<b>SCI-50</b>	39" x 21.62"	50"	30"	36"	285	110	<b>\$6,693</b>
<b>SCI-60</b>	52" x 21.62"	60"	30"	36"	320	110	<b>\$7,937</b>
<b>SCI-74</b>	65" x 21.62"	74"	30"	36"	360	110	<b>\$8,703</b>
<b>SCI-96</b>	78" x 21.62"	96"	30"	36"	400	110	<b>\$10,443</b>

## SHELLESTEEL ICE PAN SERVING COUNTERS WITHOUT DRY STORAGE

<b>SCI-36-NU</b>	26" x 21.62"	36"	30"	36"	200	110	<b>\$4,256</b>
<b>SCI-50-NU</b>	39" x 21.62"	50"	30"	36"	245	110	<b>\$4,997</b>
<b>SCI-60-NU</b>	52" x 21.62"	60"	30"	36"	280	110	<b>\$5,863</b>
<b>SCI-74-NU</b>	65" x 21.62"	74"	30"	36"	330	110	<b>\$6,866</b>
<b>SCI-96-NU</b>	78" x 21.62"	96"	30"	36"	380	110	<b>\$8,546</b>

Shelleyglas accessories and modifications can be found on pages 69-73.

## SCU SERIES - BEVERAGE COUNTERS



**SCU-50-NU**  
SHOWN WITH THE  
Shown with optional legs

- 14-gauge stainless steel top
- 18-gauge stainless steel exterior body
- 14-gauge galvanized bottom
- Reinforced top includes a stainless steel drain trough with removable stainless steel anti-splash drip gate. (Trough is standard on customer side, available on operator side if specified.)
- Drain trough has a 1" drain plumbed to a drain valve located at the bottom of the unit
- SCU models are standard with dry hinged door storage compartment
- Meets NSF requirements
- All exterior panels reinforced with overlapping corners, welded in place
- All body cutouts reinforced with 14-gauge channel supports
- All units are standard on 5" polyurethane swivel locking casters for easy cleaning
- Easy to use stainless steel interlock system is standard on base and tray slides
- Easily modified with a complete array of standard accessories
- Choose from an almost unlimited selection of laminate colors and textures to add color to any room
- Add eye catching decal packages or bright canopies to create a distinctive look!
- One year parts and labor standard warranty. Additional warranties available


MODEL	DESCRIPTION	L	D	H	AMP	VOLTS	NEMA PLUG	SHIP WEIGHT	FREIGHT CLASS	LIST PRICE
SHELLEYSTEEL BEVERAGE COUNTERS WITH DRY UNDERSTORAGE										
<b>SCU-36</b>	24" urn trough	36"	30"	36"	200	125	4,665	180	100	<b>\$4,992</b>
<b>SCU-50</b>	36" urn trough	50"	30"	36"	230	125	5,344	210	100	<b>\$5,718</b>
<b>SCU-60</b>	48" urn trough	60"	30"	36"	270	125	6,423	270	100	<b>\$6,873</b>
<b>SCU-74</b>	60" urn trough	74"	30"	36"	300	125	7,298	210	100	<b>\$7,809</b>
<b>SCU-96</b>	82" urn trough	96"	30"	36"	340	125	8,838	270	100	<b>\$9,457</b>
SHELLEYSTEEL BEVERAGE COUNTERS WITHOUT DRY UNDERSTORAGE										
<b>SCU-36-NU</b>	24" urn trough	36"	30"	36"	170	125	2,922	180	100	<b>\$3,126</b>
<b>SCU-50-NU</b>	36" urn trough	50"	30"	36"	190	125	3,691	210	100	<b>\$3,949</b>
<b>SCU-60-NU</b>	48" urn trough	60"	30"	36"	230	125	4,567	270	100	<b>\$4,887</b>
<b>SCU-74-NU</b>	60" urn trough	74"	30"	36"	260	125	5,437	210	100	<b>\$5,818</b>
<b>SCU-96-NU</b>	82" urn trough	96"	30"	36"	300	125	6,921	270	100	<b>\$7,405</b>

Shelleyglas accessories and modifications can be found on pages 69-73.

## SC SERIES — ALL PURPOSE COUNTERS



**SC-50-NU**  
SHOWN WITH THE  
FOLLOWING OPTIONS:  
A: 12" stainless steel  
V-fold down tray slide  
G: Glass front  
counter protector  
P: Open understorage  
with shelf



**SC-60-NU**



- 14-gauge stainless steel top
- 18-gauge stainless steel exterior body
- 14-gauge galvanized bottom
- Flat 14-gauge stainless steel top
- SC models are standard with dry hinged door storage compartment
- Meets NSF requirements
- All exterior panels reinforced with overlapping corners, welded in place
- All body cutouts reinforced with 14-gauge channel supports
- All units are standard on 5" polyurethane swivel locking casters for easy cleaning
- Easy to use stainless steel interlock system is standard on base and tray slides

- Easily modified with a complete array of standard accessories
- Choose from an almost unlimited selection of laminate colors and textures to add color to any room
- Add eye catching decal packages or bright canopies to create a distinctive look!
- One year parts and labor standard warranty. Additional warranties available

MODEL	DESCRIPTION	L	D	H	SHIP WEIGHT	FREIGHT CLASS	LIST PRICE
-------	-------------	---	---	---	-------------	---------------	------------

### SHELLEYSTEEL ALL PURPOSE COUNTERS WITH DRY UNDERSTORAGE

<b>SC-28</b>	dry storage	28"	30"	36"	165	125	<b>\$3,686</b>
<b>SC-36</b>	dry storage	36"	30"	36"	185	125	<b>\$4,533</b>
<b>SC-50</b>	dry storage	50"	30"	36"	205	125	<b>\$5,227</b>
<b>SC-60</b>	dry storage	60"	30"	36"	240	125	<b>\$6,113</b>
<b>SC-74</b>	dry storage	74"	30"	36"	270	125	<b>\$6,863</b>
<b>SC-96</b>	dry storage	96"	30"	36"	310	125	<b>\$8,355</b>

### SHELLEYSTEEL ALL PURPOSE COUNTERS WITHOUT DRY UNDERSTORAGE

<b>SC-28-NU</b>	enclosed base	28"	30"	36"	120	125	<b>\$2,104</b>
<b>SC-36-NU</b>	enclosed base	36"	30"	36"	160	125	<b>\$2,328</b>
<b>SC-50-NU</b>	enclosed base	50"	30"	36"	180	125	<b>\$3,190</b>
<b>SC-60-NU</b>	enclosed base	60"	30"	36"	210	125	<b>\$3,799</b>
<b>SC-74-NU</b>	enclosed base	74"	30"	36"	240	125	<b>\$4,406</b>
<b>SC-96-NU</b>	enclosed base	96"	30"	36"	280	125	<b>\$5,796</b>

Shelleyglas accessories and modifications can be found on pages 69-73.

## SCS SERIES — CASHIER'S COUNTER | SCTRI SERIES — TRIANGLE CORNER COUNTER | SCTS SERIES — TRAY STANDS



**SCS-30**  
SHOWN WITH THE  
FOLLOWING OPTIONS:  
A: 12" stainless steel  
V-fold down tray slide  
Q: Outlet with breaker



**SCTS-28**  
SHOWN WITH THE  
FOLLOWING OPTIONS:  
SW: silverware cutouts with  
stainless steel silverware holder

- 18-gauge stainless steel exterior body
- 14-gauge galvanized bottom
- 14-gauge stainless steel top
- Meets NSF requirements
- All exterior panels reinforced with overlapping corners, welded in place
- All body cutouts reinforced with 14-gauge channel supports
- All units are standard on 5" polyurethane swivel locking casters for easy cleaning
- Easy to use stainless steel interlock system is standard on base and tray slides
- Easily modified with a complete array of standard accessories
- Choose from an almost unlimited selection of laminate colors and textures to add color to any room
- One year parts and labor standard warranty. Additional warranties available

## SCS SERIES ONLY

- A 3" grommet hole is located at the rear of the top to allow cord access for cash registers
- Stainless steel locking cash drawer standard
- Stainless steel under shelf can serve as foot rest or storage

## SCTS SERIES ONLY

- Silverware cutouts and cylinders are optional

MODEL	DESCRIPTION	L	D	H	AMP	VOLTS	NEMA PLUG	SHIP WEIGHT	FREIGHT CLASS	LIST PRICE
<b>SHELLEYSTEEL CASHIER'S COUNTERS</b>										
<b>SCS-30</b>	Cashier's Counter	30"	30"	36"	N/A	N/A	N/A	180	100	<b>\$4,835</b>
<b>SCS-36</b>	Cashier's Counter	30"	36"	36"	N/A	N/A	N/A	210	100	<b>\$5,308</b>
<b>SCS-50</b>	Cashier's Counter	30"	50"	36"	N/A	N/A	N/A	270	100	<b>\$5,668</b>
<b>SHELLEYSTEEL TRIANGLE CORNER UNIT</b>										
<b>SC-TRI</b>	Corner Unit, Enclosed Base	40"	30"	36"	N/A	N/A	N/A	160	100	<b>\$4,762</b>
<b>SC-TRIOS</b>	Corner Unit, Open Shelf	40"	30"	36"	N/A	N/A	N/A	160	100	<b>\$5,057</b>
<b>SHELLEYSTEEL TRAY STANDS</b>										
<b>SCTS-28</b>	Tray Stand	30"	28"	36"	N/A	N/A	N/A	150	125	<b>\$3,763</b>
<b>SCTS-36</b>	Tray Stand	30"	36"	36"	N/A	N/A	N/A	192	125	<b>\$3,807</b>

Shelleyglas accessories and modifications can be found on pages 69-73.

## KH SERIES — MOBILE HEATED SERVING COUNTERS



**KH-4-NU**  
SHOWN WITH THE  
FOLLOWING OPTIONS:  
G: Glass front  
counter protector  
P: Open shelf  
understorage



**KH-5-NU**  
SHOWN WITH THE  
FOLLOWING OPTIONS:  
A: 12" stainless steel  
V-fold down tray slide  
KS: Single service  
sneeze guard  
V: 6" Adjustable bullet feet



Add eye catching decal  
packages or bright canopies to  
create a distinctive look!

- One piece, molded fiberglass pylon (base), fully rounded corners, permanent color
- All corners and center sides reinforced with galvanized bracing, laminated into the fiberglass
- Full NSF and UL Certification
- Fire Code rating on fiberglass, laminate, canopy materials
- 14-gauge tops
- All units are standard on 5" polyurethane swivel locking casters for easy cleaning
- Wet and dry operation
- Caster mounting plates laminated into base
- Easy to use stainless steel interlock system is standard on base and tray slides
- Enclosed bases for vermin control
- A maximum 10' long cord and plug are supplied standard
- KH units have heated under storage compartment, provided with removable pan slides. KH-NU units have enclosed bases with no under storage
- Electrical connections are 60 hertz, single phase. Three-phase design is available for an additional charge. Electrical accessories may change listed amperage and plug

- Top has two to six electrically heated, recessed die stamped stainless steel hot food warmers.
- Each warmer accommodates one 12" x 20" x 6" pan
- Hot well(s) with drain(s) manifolded standard to common gate valve
- All body cutouts reinforced with 14-gauge channel supports
- Easily modified with a complete array of standard accessories
- Counter heights available from 28" to 36" in 2" increments
- Choose from 25 standard fiberglass colors
- Add eye catching decal packages or bright canopies to create a distinctive look!
- Features new easy access panel for quick replacement of heating element.
- Contact Delfield for a Shelleyglas color chart or visit [www.delfield.com](http://www.delfield.com)
- One year parts and labor standard warranty. Additional warranties available

MODEL	DESCRIPTION	L	D	H	AMP	VOLTS	MAX VOLTS	NEMA PLUG	SHIP WEIGHT	FREIGHT CLASS	LIST PRICE
-------	-------------	---	---	---	-----	-------	-----------	-----------	-------------	---------------	------------

### SHELLEYGLAS HEATED SERVING COUNTERS WITH HEATED UNDERSTORAGE

<b>KH-2</b>	2 food wells	36"	30"	36"	15	120/208-230	2900/3300	14-20P	380	100	<b>\$12,498</b>
<b>KH-3</b>	3 food wells	50"	30"	36"	20	120/208-230	3900/4500	14-30P	460	100	<b>\$14,293</b>
<b>KH-4</b>	4 food wells	60"	30"	36"	26	120/208-230	4900/5700	14-50P	550	100	<b>\$15,540</b>
<b>KH-5</b>	5 food wells	74"	30"	36"	31	120/208-230	5900/6900	14-50P	660	100	<b>\$17,170</b>
<b>KH-6</b>	6 food wells	96"	30"	36"	37	120/208-230	6900/7900	14-50P	720	100	<b>\$19,296</b>

### SHELLEYGLAS HEATED SERVING COUNTERS WITHOUT HEATED UNDERSTORAGE

<b>KH-2-NU</b>	2 food wells	36"	30"	36"	11	120/208-230	2000/2400	14-20P	225	100	<b>\$9,302</b>
<b>KH-3-NU</b>	3 food wells	50"	30"	36"	16	120/208-230	3000/3600	14-20P	275	100	<b>\$10,917</b>
<b>KH-4-NU</b>	4 food wells	60"	30"	36"	22	120/208-230	4000/4800	14-30P	330	100	<b>\$11,845</b>
<b>KH-5-NU</b>	5 food wells	74"	30"	36"	28	120/208-230	5000/6000	14-50P	420	100	<b>\$13,452</b>
<b>KH-6-NU</b>	6 food wells	96"	30"	36"	33	120/208-230	6000/7000	14-50P	510	100	<b>\$15,543</b>


## SHELLEYGLAS INDUCTION

- Induction hot, control and generator provided
- One control per every (2) hots standard
- Up to (4) hobs connected to one generator

MODEL	# OF HOB(S)	ELECTRICAL	WATTS	AMPS	NEMA PLUG	LIST PRICE
<b>KID1-30-NU</b>	1	230V, 60Hz, 1Ph	450	2	14-20P	<b>\$10,706</b>
<b>KID2-36-NU</b>	2	230V, 60Hz, 1Ph	900	3.9	14-20P	<b>\$13,380</b>
<b>KID3-60-NU</b>	3	230V, 60Hz, 1Ph	1350	5.9	14-20P	<b>\$16,696</b>
<b>KID4-74-NU</b>	4	230V, 60Hz, 1Ph	1800	7.8	14-20P	<b>\$21,290</b>

**KCSC-BP SERIES — MOBILE REFRIGERATED COLD PAN SERVING COUNTERS****KCSC-EFP SERIES — LIQUITEC REFRIGERATED COLD PAN**

**KH-4-NU**  
SHOWN WITH THE  
FOLLOWING OPTIONS:  
HD: Double-service  
two-tier display  
A: 12" stainless steel  
V-fold down tray slide  
V: 6" adjustable bullet feet



Add eye catching decal  
packages or bright canopies  
to create a distinctive look!



Patented LiquiTec®  
Technology brings food and  
pans completely flush!



- One piece, molded fiberglass pylon (base), fully rounded corners, permanent color
- All corners and center sides reinforced with galvanized bracing, laminated into the fiberglass
- Full NSF and UL Certification
- Fire Code rating on fiberglass, laminate, canopy materials
- 14-gauge tops
- All units are standard on 5" polyurethane swivel locking casters for easy cleaning
- Caster mounting plates laminated into base
- Easy to use stainless steel interlock system is standard on base and tray slides
- Enclosed bases for vermin control
- A maximum 10' long cord and plug are supplied standard
- Uses environmentally friendly R290 refrigerant
- Easy to use stainless steel interlock system is standard on base and tray slides
- Easily modified with a complete array of standard accessories
- Electrical connections are 60 hertz, single phase. Electrical accessories may change listed amperage and plug
- Counter heights available from 28" to 36" in 2" increments
- Unit has on/off switch mounted on the exterior
- Add eye catching decal packages or bright canopies to create a distinctive look!
- Contact Delfield for a Shelleyglas color chart or visit [www.delfield.com](http://www.delfield.com)

- One year parts and labor standard warranty. Additional warranties available
- All body cutouts reinforced with 14-gauge channel supports

**KCSC-BP SERIES ONLY**

- KCSC-B Series counters are standard with 7" deep refrigerated cold pan. Cold pans are fully insulated with foamed in place polyurethane insulation
- Pans recessed 2" from top edge of counter
- Cold pans are standard with drain with valve
- Adapter bars will be furnished at no additional charge if requested on original order only.
- Pans are supplied by others
- Optional open shelf and dry door inserts can be added to all models and lengths. Refrigerated insert can be added to 60", 74", or 96" long units

**KCSC-EFP SERIES ONLY**

- The LiquiTec cold pan has two – six die stamped openings with depressed edges in each well, holding one 12" x 20" pan (pans supplied by others)
- Eutectic fluid completely surrounds each cold pan providing the maximum-- five sided cooling
- All KCSC-EF models meet NSF 7 with pans completely flush with counter
- Cold pan is fully insulated with foamed in place polyurethane insulation

MODEL	COLD PAN SIZE	L	D	H	AMP	H.P	VOLTS	NEMA PLUG	SHIP WEIGHT	FREIGHT CLASS	LIST PRICE
<b>SHELLEYGLAS REFRIGERATED COLD PAN SERVING COUNTERS</b>											
<b>KCSC-36-BP</b>	26" x 21.62"	36"	30"	36"	2.4	1/5	115	5-15P	350	100	<b>\$9,070</b>
<b>KCSC-50-BP</b>	39" x 21.62"	50"	30"	36"	2.4	1/5	115	5-15P	425	100	<b>\$9,831</b>
<b>KCSC-60-BP</b>	52" x 21.62"	60"	30"	36"	3.7	1/4	115	5-15P	500	100	<b>\$10,238</b>
<b>KCSC-74-BP</b>	65" x 21.62"	74"	30"	36"	3.7	1/4	115	5-15P	575	110	<b>\$12,539</b>
<b>KCSC-96-BP</b>	78" x 21.62"	96"	30"	36"	4.8	1/3	115	5-15P	650	110	<b>\$13,479</b>

**SHELLEYGLAS WITH PATENTED LIQUITEC® TECHNOLOGY**

<b>KCSC-36-EFP</b>	2 pan cap	36"	30"	36"	2.4	1/5	115	5-15P	380	100	<b>\$13,252</b>
<b>KCSC-50-EFP</b>	3 pan cap	50"	30"	36"	2.4	1/5	115	5-15P	455	100	<b>\$13,796</b>
<b>KCSC-60-EFP</b>	4 pan cap	60"	30"	36"	3.7	1/4	115	5-15P	530	100	<b>\$14,242</b>
<b>KCSC-74-EFP</b>	5 pan cap	74"	30"	36"	3.7	1/4	115	5-15P	615	100	<b>\$15,574</b>
<b>KCSC-96-EFP</b>	6 pan cap	96"	30"	36"	4.8	1/3	115	5-15P	680	100	<b>\$17,837</b>

Shelleyglas accessories and modifications can be found on pages 69-73.

## KHCR-BP SERIES — HOT/COLD COMBINATION COUNTERS

## KHC-NU SERIES — ICE COOLED HOT/COLD COMBINATION COUNTERS



**KHCR-50BP**  
SHOWN WITH THE  
FOLLOWING OPTIONS:  
A: 12" stainless steel V  
fold down tray slide  
V: 6" Adjustable bullet feet



**KHCR2-96-BP**  
SHOWN WITH THE  
FOLLOWING OPTIONS:  
KD: Double service  
flip up sneeze guard



**KHC-60-NU**  
SHOWN WITH THE  
FOLLOWING OPTIONS:  
A: 12" stainless steel  
V-fold down tray slide  
HD: Double service two tier display  
V: 6" Adjustable bullet feet

- Save space by having both hot and cold in one convenient location
- One piece, molded fiberglass pylon (base), fully rounded corners, permanent color
- All corners and center sides reinforced with galvanized bracing, laminated into the fiberglass
- Full NSF and UL Certification
- Fire Code rating on fiberglass, laminate, canopy materials
- 14-gauge tops
- All units are standard on 5" polyurethane swivel locking casters for easy cleaning
- Caster mounting plates laminated into base
- Easy to use stainless steel interlock system is standard on base and tray slides
- A maximum 10' long cord and plug are supplied standard
- All KHCR-B and KHC models are standard with enclosed bases
- Top has one to four electrically heated, recessed die-stamped stainless steel hot food warmers. Each warmer accommodates a 12" x 20" x 6" pan (pans supplied by others)
- Wet and dry operation
- Electrical connections are 60 hertz, single phase. Three-phase design is available for an additional charge. Electrical accessories may change listed amperage and plug

- All body cutouts reinforced with 14-gauge channel supports
- Easily modified with a complete array of standard accessories
- Counter heights available from 28" to 36" in 2" increments
- Add eye catching decal packages or bright canopies to create a distinctive look!
- Contact Delfield for a Shelleyglas color chart or visit [www.delfield.com](http://www.delfield.com)
- One year parts and labor standard warranty. Additional warranties available

### KHCR-BP ONLY

- The refrigerated cold pan is 7" deep constructed of stainless steel. Cold pan is equipped with a 1" drain with valve. Hot well(s) equipped with a drain with gate valve
- Meets NSF requirements with pans recessed 3"
- Environmentally friendly R290 refrigerant

### KHC-NU ONLY

- Insulated ice pan is 7" deep and constructed of 22-gauge stainless steel. Perforated false bottom, and drain with valve is standard
- Hot well(s) with drain(s) manifolded standard to common gate valve

MODEL	HOT WELLS	COLD PAN SIZE	L	D	H	AMP	H.P.	VOLTS	NEMA PLUG	SHIP WEIGHT	FREIGHT CLASS	LIST PRICE
-------	-----------	---------------	---	---	---	-----	------	-------	-----------	-------------	---------------	------------

### SHELLEYGLAS SELF-CONTAINED HOT AND COLD COMBINATION COUNTERS

<b>KHCR-50-BP</b>	1	26" X 21.62"	50"	30"	36"	11.4	1/5	120	5-20P	475	100	<b>\$10,907</b>
<b>KHCR-60-BP</b>	1	26" X 21.62"	60"	30"	36"	11.4	1/5	120	5-20P	575	100	<b>\$11,619</b>
<b>KHCR-74-BP</b>	1	39" X 21.62"	74"	30"	36"	11.4	1/5	120	5-20P	688	100	<b>\$13,355</b>
<b>KH2CR-74-BP</b>	2	26" X 21.62"	74"	30"	36"	13.4	1/5	120/208-230	14-30P	690	100	<b>\$14,571</b>
<b>KHCR-96-BP</b>	1	65" X 21.62"	96"	30"	36"	12.7	1/4	120	5-20P	730	100	<b>\$16,404</b>
<b>KH2CR-96-BP</b>	2	52" X 21.62"	96"	30"	36"	14.7	1/4	120/208-230	14-30P	740	100	<b>\$17,834</b>
<b>KH3CR-96-BP</b>	3	39" X 21.62"	96"	30"	36"	18.4	1/5	120/208-230	14-30P	750	100	<b>\$19,633</b>
<b>KH4CR-96-BP</b>	4	26" X 21.62"	96"	30"	36"	24.4	1/5	120/208-230	14-50P	760	100	<b>\$20,695</b>


### SHELLEYGLAS ICE-COOLED HOT AND COLD COMBINATION COUNTERS

<b>KHC-50-NU</b>	1	26" X 21.62"	50"	30"	36"	—	9	120	5-15P	300	100	<b>\$6,209</b>
<b>KHC-60-NU</b>	1	26" X 21.62"	60"	30"	36"	—	9	120	5-15P	350	100	<b>\$7,102</b>
<b>KHC-74-NU</b>	1	39" X 21.62"	74"	30"	36"	—	9	120	5-15P	400	100	<b>\$8,729</b>
<b>KHC-96-NU</b>	1	65" X 21.62"	96"	30"	36"	—	9	120	5-15P	425	100	<b>\$11,856</b>
<b>KH2C-96-NU</b>	2	52" X 21.62"	96"	30"	36"	—	11	120/208-230	14-20P	430	100	<b>\$13,310</b>
<b>KH3C-96-NU</b>	3	39" X 21.62"	96"	30"	36"	—	16	120/208-230	14-20P	450	100	<b>\$14,725</b>
<b>KH4C-96-NU</b>	4	26" X 21.62"	96"	30"	36"	—	22	120/208-230	14-30P	460	100	<b>\$16,387</b>

Shelleyglas accessories and modifications can be found on pages 69-73.

## SHELLEYGLAS FLEXIWELLS

- NSF4 and NSF7 certified for hot and or cold operations
- Wells operate independently for hot or cold operation and vice versa



KCFT-60-NUP

- One piece, molded fiberglass pylon (base), fully rounded corners, permanent color
- All corners and center sides reinforced with galvanized bracing, laminated into the fiberglass
- Full NSF and UL Certification
- Fire Code rating on fiberglass, laminate, canopy materials
- 14-gauge tops
- All units are standard on 5" polyurethane swivel locking casters for easy cleaning
- Caster mounting plates laminated into base
- Easy to use stainless steel interlock system is standard on base and tray slides
- Enclosed bases for vermin control
- A maximum 10' long cord and plug are supplied standard
- Frost top is 18-gauge stainless steel, one piece construction; perimeter drain with valve located at bottom of unit standard
- 18"x 26" sheet pan can rest on frost top
- On/off switch located on exterior of unit
- Electrical connections are 60 hertz, single phase.
- Electrical accessories may change listed amperage and plug
- All body cutouts reinforced with 14-gauge channel supports
- Easily modified with a complete array of standard accessories
- Counter heights available from 28" to 36"
- Add eye catching decal packages or bright canopies to create a distinctive look!
- Environmentally friendly R290 refrigerant
- Contact Delfield for a Shelleyglas color chart or visit [www.delfield.com](http://www.delfield.com)
- One year parts and labor standard warranty. Additional warranties available

MODEL	12" X 20" PAN CAPACITY	HOT ELECTRICAL	COLD ELECTRICAL	NEMA PLUG	BTU LOAD	SYSTEM CAPACITY	SHIP WEIGHT	LIST PRICE
<b>SHELLEYGLAS FLEXIWELLS</b>								
KFW-1-NU	1	1500W - 208-240V-6.3A	120V - 2.9A - 1/5 H.P	14-20P	310	625	300	<b>\$18,965</b>
KFW-2-NU	2	(2) 1500W - 208-240V-12.5A	120V - 2.9A - 1/5 H.P	14-20P	620	906	380	<b>\$20,372</b>
KFW-3-NU	3	(3) 1500W - 208-240V-18.8A	120V - 2.9A - 1/5 H.P	14-30P	929	1066	460	<b>\$24,493</b>
KFW-4-NU	4	(4) 1500W - 208-240V-25A	120V - 5.7A - (2) 1/5HP	14-50P	1239	1812	550	<b>\$28,659</b>
KFW-5-NU	5	(5) 1500W - 208-240V-31.3A	120V - 5.7A - (2) 1/5HP	14-50P	1549	1972	660	<b>\$31,834</b>
KFW-6-NU	6	(6) 1500W - 208-240V-37.5A	120V - 5.7A - (2) 1/5HP	14-50P	1859	2132	720	<b>\$35,840</b>

## KCFT-NUP SERIES — FROST TOP SERVING COUNTERS

MODEL	DESCRIPTION	L	D	H	AMP	H.P.	VOLTS	NEMA PLUG	SHIP WEIGHT	FREIGHT CLASS	LIST PRICE
<b>SHELLEYGLAS FROST TOP SERVING COUNTERS WITHOUT UNDERSTORAGE</b>											
KCFT-36-NUP	Frost Top	36"	30"	36"	2.4	1/5	115	5-15P	380	100	<b>\$6,858</b>
KCFT-50-NUP	Frost Top	50"	30"	36"	2.4	1/5	115	5-15P	455	100	<b>\$8,423</b>
KCFT-60-NUP	Frost Top	60"	30"	36"	3.7	1/4	115	5-15P	540	100	<b>\$9,892</b>
KCFT-74-NUP	Frost Top	74"	30"	36"	3.7	1/4	115	5-15P	610	110	<b>\$10,578</b>
KCFT-96-NUP	Frost Top	96"	30"	36"	4.8	1/3	115	5-15P	680	110	<b>\$12,680</b>

Shelleyglas accessories and modifications can be found on pages 69-73.

## KCI SERIES — ICE PAN SERVING COUNTERS



**KCI-50-NU**  
SHOWN WITH THE  
FOLLOWING OPTIONS:  
E: Fold down workshelf  
H: Two tier display  
P: Open understorage  
with shelf

- Best for use where electricity is not available
- One piece, molded fiberglass pylon (base), fully rounded corners, permanent color
- All corners and center sides reinforced with galvanized bracing, laminated into the fiberglass
- Full NSF and UL Certification
- Fire Code rating on fiberglass, laminate, canopy materials
- 14-gauge tops
- All units are standard on 5" polyurethane swivel locking casters for easy cleaning
- Caster mounting plates laminated into base
- Easy to use stainless steel interlock system is standard on base and tray slides
- Insulated ice pan is 7" deep and is standard with the following: perforated false bottom, drain with valve and casters

- KCI units are standard with dry hinged door storage compartment, while KCI-NU units have enclosed bases with no understorage
- All body cutouts reinforced with 14-gauge channel supports
- Easily modified with a complete array of standard accessories
- Add eye catching decal packages or bright canopies to create a distinctive look!
- Contact Delfield for a Shelleyglas color chart or visit [www.delfield.com](http://www.delfield.com)
- One year parts and labor standard warranty. Additional warranties available

MODEL	ICE PAN SIZE	L	D	H	SHIP WEIGHT	FREIGHT CLASS	LIST PRICE
-------	--------------	---	---	---	-------------	---------------	------------

## SHELLEYGLAS ICE PAN SERVING COUNTERS WITH DRY UNDERSTORAGE

<b>KCI-36</b>	26" x 21.62"	36"	30"	36"	240	110	<b>\$6,607</b>
<b>KCI-50</b>	39" x 21.62"	50"	30"	36"	285	110	<b>\$7,371</b>
<b>KCI-60</b>	52" x 21.62"	60"	30"	36"	320	110	<b>\$8,241</b>
<b>KCI-74</b>	65" x 21.62"	74"	30"	36"	360	110	<b>\$9,308</b>
<b>KCI-96</b>	78" x 21.62"	96"	30"	36"	400	110	<b>\$11,169</b>

## SHELLEYGLAS ICE PAN SERVING COUNTERS WITHOUT DRY UNDERSTORAGE

<b>KCI-36-NU</b>	26" x 21.62"	36"	30"	36"	200	110	<b>\$4,553</b>
<b>KCI-50-NU</b>	39" x 21.62"	50"	30"	36"	245	110	<b>\$5,187</b>
<b>KCI-60-NU</b>	52" x 21.62"	60"	30"	36"	280	110	<b>\$6,270</b>
<b>KCI-74-NU</b>	65" x 21.62"	74"	30"	36"	330	110	<b>\$7,341</b>
<b>KCI-96-NU</b>	78" x 21.62"	96"	30"	36"	380	110	<b>\$8,872</b>

Shelleyglas accessories and modifications can be found on pages 69-73.

## KCU SERIES — BEVERAGE COUNTERS



**KCU-36-NU**  
SHOWN WITH THE  
FOLLOWING OPTIONS:  
A: 12" stainless steel V  
fold down tray slide

- One piece, molded fiberglass pylon (base), fully rounded corners, permanent color
- All corners and center sides reinforced with galvanized bracing, laminated into the fiberglass
- Full NSF and UL Certification
- Fire Code rating on fiberglass, laminate, canopy materials
- 14-gauge tops
- All units are standard on 5" polyurethane swivel locking casters for easy cleaning
- Caster mounting plates laminated into base
- A maximum 10' long cord and plug are supplied standard
- Reinforced top includes a stainless steel drain trough with removable stainless steel anti-splash drip gate. (Trough is standard on customer side, available on operator side if specified.)

- KCU models are standard with dry hinged door storage compartment
- All body cutouts reinforced with 14-gauge channel supports
- Easy to use stainless steel interlock system is standard on base and tray slides
- Easily modified with a complete array of standard accessories
- Add eye catching decal packages or bright canopies to create a distinctive look!
- Contact Delfield for a Shelleyglas color chart or visit [www.delfield.com](http://www.delfield.com)
- One year parts and labor standard warranty. Additional warranties available

MODEL	DESCRIPTION	L	D	H	SHIP WEIGHT	FREIGHT CLASS	LIST PRICE
SHELLEYGLAS BEVERAGE COUNTERS WITH DRY UNDERSTORAGE							
KCU-36	24" Urn Trough	36"	30"	36"	200	125	\$5,338
KCU-50	36" Urn Trough	50"	30"	36"	230	125	\$6,297
KCU-60	48" Urn Trough	60"	30"	36"	270	125	\$7,350
KCU-74	60" Urn Trough	74"	30"	36"	300	125	\$8,353
KCU-96	82" Urn Trough	96"	30"	36"	340	125	\$10,114
SHELLEYGLAS BEVERAGE COUNTERS WITHOUT DRY UNDERSTORAGE							
KCU-36-NU	24" Urn Trough	36"	30"	36"	170	125	\$3,608
KCU-50-NU	36" Urn Trough	50"	30"	36"	190	125	\$4,099
KCU-60-NU	48" Urn Trough	60"	30"	36"	230	125	\$5,075
KCU-74-NU	60" Urn Trough	74"	30"	36"	260	125	\$6,043
KCU-96-NU	82" Urn Trough	96"	30"	36"	300	125	\$7,691

Shelleyglas accessories and modifications can be found on pages 69-73.

## KC SERIES — ALL PURPOSE COUNTERS



**KC-28-NU**  
SHOWN WITH THE  
FOLLOWING OPTIONS:  
C: Tubular fold down trayside  
P: Open shelf understorage



**KC-50-NU**  
SHOWN WITH THE  
FOLLOWING OPTIONS:  
A: 12" stainless steel  
V-fold down tray slide  
G: Glass front counter protector



**KC-74-NU**  
SHOWN WITH OPTIONAL  
CANOPY, SANDWICH  
SLIDE AND TRAYSLIDE

- One piece, molded fiberglass pylon (base), fully rounded corners, permanent color
- All corners and center sides reinforced with galvanized bracing, laminated into the fiberglass
- Full NSF and UL Certification
- Fire Code rating on fiberglass, laminate, canopy materials
- All units are standard on 5" polyurethane swivel locking casters for easy cleaning
- Caster mounting plates laminated into base
- Enclosed bases for vermin control
- Flat 14-gauge stainless steel top
- KC models are standard with dry hinged door storage compartment
- Easy to use stainless steel interlock system is standard on base and tray slides
- Easily modified with a complete array of standard accessories
- Add eye catching decal packages or bright canopies to create a distinctive look!
- Contact Delfield for a Shelleyglas color chart or visit [www.delfield.com](http://www.delfield.com)
- One year parts and labor standard warranty. Additional warranties available

MODEL	DESCRIPTION	L	D	H	SHIP WEIGHT	FREIGHT CLASS	LIST PRICE
SHELLEYGLAS ALL PURPOSE COUNTERS WITH DRY UNDERSTORAGE							
<b>KC-28</b>	Dry Storage	28"	30"	36"	165	125	<b>\$3,831</b>
<b>KC-36</b>	Dry Storage	36"	30"	36"	185	125	<b>\$4,848</b>
<b>KC-50</b>	Dry Storage	50"	30"	36"	205	125	<b>\$5,427</b>
<b>KC-60</b>	Dry Storage	60"	30"	36"	240	125	<b>\$6,348</b>
<b>KC-74</b>	Dry Storage	74"	30"	36"	270	125	<b>\$7,338</b>
<b>KC-96</b>	Dry Storage	96"	30"	36"	310	125	<b>\$8,677</b>
SHELLEYGLAS ALL PURPOSE COUNTERS WITHOUT DRY UNDERSTORAGE							
<b>KC-28-NU</b>	Enclosed Base	28"	30"	36"	120	125	<b>\$2,251</b>
<b>KC-36-NU</b>	Enclosed Base	36"	30"	36"	160	125	<b>\$2,420</b>
<b>KC-50-NU</b>	Enclosed Base	50"	30"	36"	180	125	<b>\$3,412</b>
<b>KC-60-NU</b>	Enclosed Base	60"	30"	36"	210	125	<b>\$3,944</b>
<b>KC-74-NU</b>	Enclosed Base	74"	30"	36"	240	125	<b>\$4,854</b>
<b>KC-96-NU</b>	Enclosed Base	96"	30"	36"	280	125	<b>\$6,018</b>

Shelleyglas accessories and modifications can be found on pages 69-73.

## KCS SERIES - CASHIER'S COUNTERS | KCTS SERIES - TRAY STANDS



**KCS-36**  
SHOWN WITH THE  
FOLLOWING OPTION:  
(2) E. 10" stainless steel  
fold-down work shelves  
(being used as tray slides)

- One piece, molded fiberglass pylon (base), fully rounded corners, permanent color
- All corners and center sides reinforced with galvanized bracing, laminated into the fiberglass
- 14-gauge tops
- Full NSF and UL Certification
- Fire Code rating on fiberglass, laminate, canopy materials
- All units are standard on 5" polyurethane swivel locking casters for easy cleaning
- Caster mounting plates laminated into base
- Easy to use stainless steel interlock system is standard on base and tray slides
- Easily modified with a complete array of standard accessories
- All body cutouts reinforced with 14-gauge channel supports
- Contact Delfield for a Shelleyglas color chart or visit [www.delfield.com](http://www.delfield.com)
- One year parts and labor standard warranty. Additional warranties available

**KCS SERIES ONLY**

- A 3" grommet hole is located at the rear of the top to allow cord access for cash registers
- Stainless steel locking cash drawer standard
- Stainless steel under shelf can serve as foot rest or storage
- All body cutouts reinforced with 14-gauge channel supports
- Add eye catching decal packages or bright canopies to create a distinctive look!


**KCTS SERIES ONLY**

- All units are standard on 5" diameter swivel casters for easy cleaning and mobility
- Caster mounting plates laminated into base
- Easy to use interlock system is standard on base and tray slides
- 14-gauge stainless steel top and tray step down
- Silverware cutouts and cylinders are optional


MODEL	DESCRIPTION	L	D	H	AMP	H.P.	VOLTS	NEMA PLUG	SHIP WEIGHT	FREIGHT CLASS	LIST PRICE
<b>SHELLEYGLAS CASHIER'S COUNTERS</b>											
<b>KCS-30</b>	cashier's counter	30"	30"	36"	N/A	N/A	N/A	180	100	\$4,980	<b>\$5,329</b>
<b>KCS-36</b>	cashier's counter	30"	36"	36"	N/A	N/A	N/A	210	100	\$5,306	<b>\$5,677</b>
<b>KCS-50</b>	cashier's counter	30"	50"	36"	N/A	N/A	N/A	270	100	\$5,665	<b>\$6,062</b>
<b>SHELLEYGLAS TRAY STANDS</b>											
<b>KCTS-28</b>	tray stand	30"	28"	36"	N/A	N/A	N/A	150	125	\$3,762	<b>\$4,025</b>
<b>KCTS-36</b>	tray stand	30"	36"	36"	N/A	N/A	N/A	192	125	\$3,805	<b>\$4,071</b>

Shelleyglas accessories and modifications can be found on pages <?>-<?>.


CONTACT FACTORY FOR PRICING



B: 12" stainless steel V fold-down tray slide



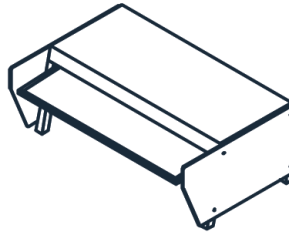
C: 10" three-bar tubular fold-down tray slide



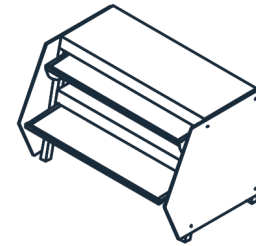
D: 10" composite fold-down cutting board



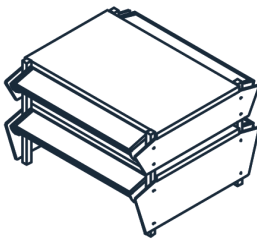
E: 10" stainless steel fold-down work shelf




G: Glass front counter protector



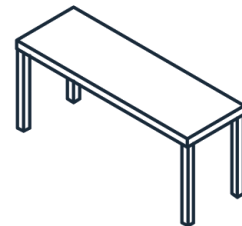
H: Two-tier display w/glass shelves and sneeze guards



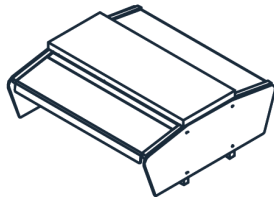
HD: Double service two-tier display with glass shelves and sneeze guards




I: Three-tier display w/glass shelves and sneeze guards




J: 12" stainless steel overshef, 18-gauge



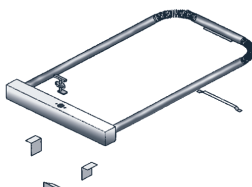
KD: Double service flip-up sneeze guard shown with optional powder coating



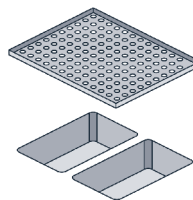
KS: Single service flip-up sneeze guard shown with optional powder coating



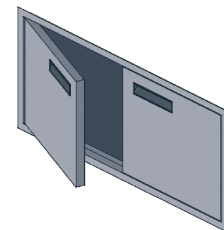
P: Open shelf understorage



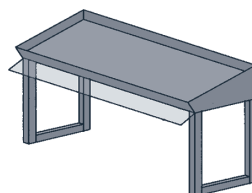
S: Lid locking device



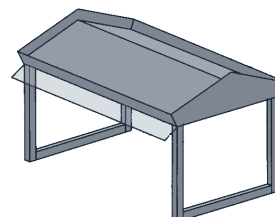
SG16: Pizza pan insert



SG9A: Single mechanical access door to interior  
SG9B: Double mechanical access doors to interior — shown



SG22A: Slanted overshef



SG22B: Double slanted overshef

Accessory and modifications on pages 70-73.

## SHELLEYSTEEL/SHELLEYGLAS EQUIPMENT ACCESSORIES

	DESCRIPTION	LIST PRICE -28	LIST PRICE -30	LIST PRICE -36	LIST PRICE -50	LIST PRICE -60	LIST PRICE -62	LIST PRICE -74	LIST PRICE -96
SHELLEYSTEEL/SHELLEYGLAS BASE ACCESSORIES — ADD LENGTH OF BASE MODEL TO END OF LETTER FOR ACCESSORY									
B	12" stainless steel V style, fold-down tray slide	\$941	\$995	\$995	\$1,195	\$1,437	\$1,480	\$1,770	\$2,027
C	10" three-bar tubular fold-down tray slide	\$642	\$683	\$683	\$983	\$1,163	\$1,197	\$1,400	\$1,869
D	10" composite fold-down cutting board	\$977	\$1,003	\$1,037	\$1,153	—	\$1,495	\$1,679	\$2,271
E	10" stainless steel fold-down work shelf	\$838	\$838	\$883	\$1,125	\$1,350	\$1,391	\$1,675	\$2,140
LD	Laminated door	\$408	\$408	\$408	\$408	\$408	\$408	\$408	\$408
P	Open understorage with shelf (KH-NU/SH-NU, KCI/SCI-NU, KCU/SCU-NU & KC/SC only) **Must specify center shelf if required	\$1,455	—	\$1,541	\$1,840	\$2,075	—	\$2,313	\$2,785
PR	Open understorage with shelf (KCSC/SCSC, KHC/SHC & KHCR/SHCR only) **Specify center shelf if required	—	—	\$1,311	\$1,438	\$1,668	—	\$1,891	\$2,089
FF	Extra drain trough for dual service (beverage counters only)	—	—	\$911	\$1,077	\$1,210	—	\$1,420	\$1,564
X	Decrease depth of cold pan 1.38" - 5"	—	—	N/C	N/C	N/C	—	N/C	N/C
Y	Increase depth of cold pan 7" - 12"	—	—	\$990	\$990	\$990	—	\$990	\$990
F	Line-up interlock device (supplied for base)	—	—	—	—	—	—	—	N/C
FD	Fiberglass door panel insert each (KCSC only)	—	—	—	—	—	—	—	\$434
PS	Pan slides (in refrigerated understorage only)	—	—	—	—	—	—	—	\$611
Q	115/15A outlet with 10A breaker* each	—	—	—	—	—	—	—	\$878
Q2	Piggyback electrical per unit	—	—	—	—	—	—	—	\$1,685
QQ-2	2 Drains from food wells, plumbed to common valve (ESP 12x20 wells)	—	—	—	—	—	\$878	—	—
QQ-3	3 Drains from food wells, plumbed to common valve (ESP 12x20 wells)	—	—	—	—	—	\$1,211	—	—
QQ-4	4 Drains from food wells, plumbed to common valve (ESP 12x20 wells)	—	—	—	—	—	\$1,499	—	—
QQ-5	5 Drains from food wells, plumbed to common valve (ESP 12x20 wells)	—	—	—	—	—	\$1,852	—	—
QQ-6	6 Drains from food wells, plumbed to common valve (ESP 12x20 wells)	—	—	—	—	—	\$2,543	—	—
ST	Stainless steel trim strip each (Shelleysteel only)	—	—	—	—	—	—	—	\$255
SW-6	(6) Silverware cutouts w/plastic bins (KCS/SCS & KCTS/SCTS only)	—	—	—	—	—	\$847	—	—
SW-8	(8) Silverware cutouts w/plastic bins (KCS/SCS & KCTS/SCTS only)	—	—	—	—	—	\$1,012	—	—
SW8-P1	(8) Silverware cutouts w/ plastic bins and (1) 1/3 x 6" deep pan (KCS/SCS & KCTS/SCTS only)	—	—	—	\$1,397	—	—	—	—
SW-10	(10) Silverware cutouts w/plastic bins (KCS/SCS & KCTS/SCTS only)	—	—	—	\$1,167	—	—	—	—
U	14" x 30" stainless steel end drop shelf each	—	—	—	—	—	—	—	\$768
UU	Molded fiberglass trim strip each (Shelleyglas only)	—	—	—	—	—	—	—	\$479
V	Adjustable stainless steel bullet feet (supplied for base)	—	—	—	—	—	—	—	N/C
W	Three phase electrical system (heated counters only)	—	—	—	—	—	—	—	\$988
	Laminate exterior base finish for standard Laminate choices. High end laminates special rates apply. For questions on what choices qualify as a standard consult with factory (Shelleysteel only)	—	—	N/C	—	—	—	—	—
SHELLEYSTEEL/SHELLEYGLAS OVERSTRUCTURE ACCESSORIES — ADD LENGTH OF BASE MODEL TO END OF LETTER FOR ACCESSORY									
G	Single service glass front counter protector	\$1,515	—	\$1,623	\$1,866	\$2,228	—	\$2,682	\$3,074
H	Two-tier single service display w/glass shelves & sneeze guard	\$2,200	—	\$2,481	\$3,338	\$3,975	—	\$4,857	\$5,425
HD	Double service two-tier display with sneeze guard	\$3,449	—	\$3,123	\$3,924	\$4,886	—	\$5,826	\$7,002
I	Three-tier single service display w/glass shelves & sneeze guard	\$4,177	—	\$4,605	—	\$5,911	—	\$7,011	\$8,692
J	12" wide stainless steel overshef, single tier	\$566	—	\$625	\$906	\$995	—	\$1,377	\$1,786
J2	12" wide stainless steel overshef, two tier	\$1,091	—	\$1,253	\$1,874	\$1,975	—	\$2,755	\$3,470
KD	Double service flip-up sneeze guard	KD-28	—	\$1,773	\$2,023	\$2,435	—	\$3,014	\$3,374
KS	Single service flip-up sneeze guard	\$969	—	\$1,238	\$1,511	\$1,770	—	\$2,199	\$2,341
L	Fluorescent light fixture*	\$660	—	\$702	\$801	\$1,005	—	\$1,210	\$1,407
LED	LED light fixture*	\$721	—	\$934	\$1,302	\$1,302	—	\$1,927	\$2,501
LI	Incandescent light fixture*	\$610	—	\$610	\$698	\$876	—	\$1,055	\$1,224
M	Radiant heat lamp w/on-off switch (fits G, J, KS, KD)*	\$1,283	—	\$1,360	—	\$1,691	—	\$2,022	\$2,742

\* Inclusion of these options will alter the electrical specifications of unit. | \*\*For Flexishield Food Shield options see page 64

## SHELLEYSTEEL/SHELLEYGLAS EQUIPMENT ACCESSORIES

## SPECIAL MODIFICATIONS (AVAILABLE ON ALL EQUIPMENT EXCEPT WHERE NOTED)

ACCESSORY	DESCRIPTION	LIST PRICE
SG1	BACKSPLASH	
	A. 2" x 4" backsplash return on end	\$513
	B. 2" x 4" high backsplash (per foot; 3' minimum)	\$548
SG3	DECK MOUNTED OUTLETS	\$1,164
SG5	DRY STORAGE COMPARTMENTS	
	A. Single door	\$2,199
	B. Double door	\$2,992
	C. Sliding door on base (36" & 50")	\$1,531
	D. Sliding door on base (74" & 96")	\$2,771
	E. Intermediate Shelf, Adjustable (60" max shelf length)	\$1,100
SG6	FAN ASSIST PACKAGE (REFRIGERATED COLD PANS)	\$1,017
SG7	FERRULED HOLES	
	B. 1" diameter (each)	\$81
	C. 2" diameter (each)	\$82
	D. 3" diameter (each)	\$81
SG8	HEATED INTERIOR SECTIONS	
	A. Single door with pan slides 15.62" long	\$2,580
	B. Single door with pan slides 28.62" long	\$4,882
SG9	MECHANICAL ACCESS DOORS TO INTERIOR	
	A. Single door	\$1,304
	B. Double door	\$1,757
	C. Single louver door	\$1,544
	D. Louvered panel	\$490
SG10	HIGHLIGHT FINISH TOP EDGE OF UNIT EACH UNIT	\$913
SG11	MODIFY STANDARD HEIGHT MODIFY HEIGHT OF UNIT TO HEIGHT 28", 30", 32", 34" & 36" (ONLY)	N/C
SG12	SHELLEYGLAS CUSTOM LENGTHS	
	A. (28" - 36" base length)	\$2,269
	B. (37" - 50" base length)	\$2,430
	C. (51" - 60" base length)	\$2,494
	D. (61" - 74" base length)	\$2,625
	E. (75" - 96" base length)	\$3,209
	F. (97" - 138" base length)	\$3,760
SG13	TURN DOWN WITH INTERLOCK	\$454
SG14	MODIFY STANDARD TOP DEPTH	
	A-28. 1" to 6"	\$458
	A-36. 1" to 6"	\$458
	A-50. 1" to 6"	\$458
	A-60. 1" to 6"	\$758
	A-74. 1" to 6"	\$913
	A-96. 1" to 6"	\$1,223
	B-28. 7" to 12"	\$763
	B-36. 7" to 12"	\$763
	B-50. 7" to 12"	\$1,034
	B-60. 7" to 12"	\$1,291
	B-74. 7" to 12"	\$1,549
	B-96. 7" to 12"	\$2,063
SG15	PAPER CUP DISPENSER SPECIFY CUP MANUFACTURER AND RIM DIAMETER	\$724
SG16	PIZZA PAN INSERT	\$602
SG17	POWDER COATING (PRICE PER LINEAR INCH)	
	A. G Style counter protector	\$12
	B. H Style counter protector	\$24
	C. HD Style counter protector	\$33
	D. I Style counter protector	\$46
	E. KD Style sneeze guard	\$16
	F. KS Style sneeze guard	\$10
	G. Shelley canopy	\$22

## SHELLEYSTEEL/SHELLEYGLAS EQUIPMENT ACCESSORIES

## SPECIAL MODIFICATIONS (AVAILABLE ON ALL EQUIPMENT EXCEPT WHERE NOTED)

ACCESSORY	DESCRIPTION	LIST PRICE
SG17H	POWDER COAT LOUVER EACH	\$496
SG18	PUSH/PULL HANDLES STAINLESS STEEL	\$490
SG19	HEATED TOPS	
	A. 17.12" x 25.12" recessed 1"	\$2,399
	B. 20.12" x 26.26" recessed 1"	\$2,659
	C. 25.12" x 35.25" recessed 1"	\$4,801
	D. 17.12" x 25.12" flat heated	\$2,399
	E. 20.12" x 26.26" flat heated	\$2,659
	F. 25.12" x 35.25" flat heated	\$4,801
SG20	REFRIGERATED UNDERSTORAGE ONLY FITS IN 60" OR LONGER UNITS, SINGLE DOOR	
	AP. With 1/4 h.p. condensing unit	\$7,573
	BP. Without condensing unit when added to self-contained KCSC or SCSC models	\$5,326
SG21	SOUP WELLS	
	A. Soup Wells 10.5" diameter, with control panel	\$1,607
	B. Soup Wells 8.5" diameter, with control panel	\$1,456
SG22	SLANTED OVERSHELVES	
	A. Single (per foot; 3' minimum)	\$1,130
	B. Double (per foot; 3' minimum)	\$2,803
SG23	TOE PLATES STAINLESS STEEL (3' MINIMUM)	\$340
SG23B	EXTENDED SIDES (3' MINIMUM)	\$354
SG24	TRAY SLIDES 12" WIDE LAMINATED FOLD-DOWN STYLE (PER FOOT; ADD TO TRAY SLIDE PRICE)	\$416
SG24B	TRAY SLIDES EXTEND 12" STAINLESS STEEL V FOLD DOWN TRAY SLIDE (PER INCH, ADD TO TRAY SLIDE PRICE)	\$20
SG24C	TRAY SLIDES EXTEND 10" THREE BAR TUBULAR FOLD DOWN TRAY SLIDE (PER INCH, ADD TO TRAY SLIDE PRICE)	\$16
SG25	CANOPY AND ACCESSORIES	
	A. Dome style	\$57/INCH
	B. Peak style	\$81/INCH
	C. Bus style	\$40/INCH
	D. Stationary frame	\$1,473
	E. Adjustable (tube in tube) frame	\$2,768
	F. 3" letters	\$32/INCH
	G. 2" or 3" stripe on canopy	\$32/INCH
SG26	BUS THEME, INCLUDES, WHEELS, LIGHTS, WINDSHIELD WIPERS, STRIPING, LICENSE PLATE, FENDERS AND DOORS ONLY (DOES NOT INCLUDE CANOPY, TRIM STRIPS, LETTERING OR OVER STRUCTURE).	
	A. Single side only	\$5,884
	B. Dual sided bus	\$7,669
SG27	BOAT THEME, INCLUDES SMOKE STACK WITH SMOKE, BOW PIECE, FLAG, ANCHOR, BELL, AND NAME PLATE (DOES NOT INCLUDE WAVES, TRIM STRIPES OR PORTHOLES).	
	A. Basic package single/dual	\$7,798
	B. Portholes	\$192
	C. Wave kick plates (per linear inch)	\$29
	D. Stationary frame	\$1,377
	E. Adjustable (tube in tube) frame	\$2,587
SG28	TRAIN/CIRCUS TRAIN THEME, INCLUDES SMOKE STACK, ENGINE WHEELS WITH PISTON, COW CATCHER, CAB OVER SHELF, BELL, AND HEADLIGHT (DOES NOT INCLUDE WHEELS FOR FOLLOWING CARS, CIRCUS ANIMALS, CANOPY, LETTERING).	
	A. Single side only	\$10,614
	B. Dual side train engine	\$12,443
	C. Circus animals	\$610
	D. Balloons, set of three in cluster	\$208
	E. Set of two wheels per side for following cars	\$285
SG29	ROCKET THEME, INCLUDES NOSE CONE, GRAPHICS, AND TAIL WING (DOES NOT INCLUDE TRIM STRIPS).	
	A. Single side only	\$7,937
	B. Dual sided rocket	\$9,633
SG30	STANDOFF DECOR PANEL, 18"X18" SHELLEYGLAS/SHELLEYSTEEL	\$926
SG31	STANDOFF DECOR PANEL, FLEXIBLE SIZE SHELLEYGLAS/SHELLEYSTEEL/CONCEPTS	\$1,109

Other custom theme packages available upon request, please contact factory for special pricing

## SHELLEYSTEEL/SHELLEYGLAS EQUIPMENT ACCESSORIES

ACCESSORY	DESCRIPTION	LIST PRICE
SG32	SHELLEY WING WALL (PER LINEAR FOOT)	\$323
SG32A	TEMPERED GLASS IN LIEU OF STANDARD, SINGLE TIER	\$743
SG32B	TEMPERED GLASS IN LIEU OF STANDARD, DOUBLE TIER	\$858
SG32C	3" ADJUSTABLE HEIGHT CASTER, 3" ADJUSTABLE (SET OF 4)	\$743
SG33	RECESSED WELLS FOR 18" X 26" SHEET PAN	
	A. Shelleyglass 36"	\$933
	B. Shelleyglass 50"	\$1,225
	C. Shelleyglass 64"	\$3,616
	D. Shelleyglass 78"	\$4,060
	E. Shelleyglass 96"	\$2,105
	F. Shelleysteel 36"	\$933
	G. Shelleysteel 50"	\$1,225
	H. Shelleysteel 62"	\$1,522
	I. Shelleysteel 76"	\$1,813
	J. Shelleysteel 96"	\$2,105
SG34A	CASH DRAWER INSERT	\$357
SG34B	CASH COUNTER TUBULAR FOOT REST	\$150
SG35	FROST TOP GRATE (PER FOOT WITH 1 FT MINIMUM)	\$163
SG36	SHELLEY CORRECTIONAL PACKAGE	\$1,985
SG37	GARDEN HOSE PROVIDED	\$315
SG37C	PULL OUT SHELF FOR CASHIER COUNTER	\$739
SG38	DOUBLE CORD HOOKS - BOTTOM OF UNIT	\$188
SG39	CASHIER INSERT MODIFICATION FOR UTILITY, LINED INSERT, SHELF, DRAWER AND GROMMET	\$3,205
SG43	PROVIDE/INSTALL (2) 120/208 HEATED SELF-LEVELING DISPENSERS FOR 13.38"X25.87"X2.62" RACKS WITH MECHANICAL ACCESS DOORS TO EACH DISPENSER (WITH LOCKS). PROVIDE WITH LIFT OFF LID WITH LOCK FOR EACH OPENING	\$9,437
SG44	RECESSED CONTROL(S) WITH COVER	\$636
TE	TOP EXTENSIONS (ADDED TO BASE AS FLAT TOP AREA) TE OPTION SHOULD ONLY BE USED FOR STANDARD LENGTH UNITS. PLEASE CONTACT THE FACTORY FOR CUSTOM LENGTH PRICING.	
	TE8. 8" extension	CONTACT FACTORY
	TE10. 10" extension	CONTACT FACTORY
	TE14. 14" extension	CONTACT FACTORY
	TE22. 22" extension	CONTACT FACTORY
	TE24. 24" extension	CONTACT FACTORY
	TE32. 32" extension	CONTACT FACTORY
	TE36. 36" extension	CONTACT FACTORY
	TE38. 38" extension	CONTACT FACTORY
ESP	ENERGY SAVINGS POWER HOT FOOD WELL - PER WELL (STANDARD WITHOUT DRAINS)	\$363
LH	NARROW HALOGEN HEATLAMP, 18" MINIMUM LENGTH	\$769
LHX	NARROW HALOGEN HEATLAMP WITH XENON LIGHTS, 18" MINIMUM LENGTH	\$521
LX	NARROW XENON DISPLAY LIGHTS, 18" MINIMUM LENGTH	\$20/INCH
	SPACER OPTIONS THE SPACER OPTION (WAINSCOT) INCLUDES TOP, INTERLOCKS AND LEGS. PLEASE SPECIFY FIBERGLASS, STAINLESS STEEL OR LAMINATE WHEN ORDERING.	
	KSPC. Fiberglass spacer	\$36/INCH
	SSPC. Stainless steel spacer	\$29/INCH
	LSPC. Laminate spacer	\$32/INCH
	POWER POLE OPTIONS	
	PP21-30. 120/208 volt, 3-phase, 30 amp pole	\$549
	PP14-50. Locking 120/208 volt, single-phase, 50 amp pole	\$1,087
503		
	P. Plexiglas shield - with or without a pass window (no leg hardware)	\$7/ INCH
	Q. Plexiglas shield - with or without a pass window (with leg hardware)	\$11/ INCH
	R. Mobile Plexiglas shield to roll under units	\$662
	S. Freestanding sneeze shield	\$2,213
509		
	A. Countertop stand for sanitizer pump (pump by others) - fixed	\$77
	B. Countertop stand for sanitizer pumps (pumps by others) - rotating	\$146
	C. Countertop sanitization items storage	\$1,228
	D. Open face boxes for glove/mask storage w/ nesting brackets	\$89

## **200P/300P**

Drop-In Freezers,  
Water Stations,  
and Ice Chests

## **N8000**

Ice Cooled  
Cold Pans

## **N8100P**

Drop-In Cold Pans

## **N8200P**

Frost Tops

## **8100EFP**

LiquiTec®  
Refrigerated  
Cold Pans

## **N8600P**

Combination  
Hot/Cold Wells

## **N8700**

Heated Food Wells

## **N8800**

Single Tank  
Hot Food Wells

## **N8000N**

Narrow Line  
Drop-Ins

## **DIS**




Drop-In Dish  
Dispensers

## **CD AND ND**


Drop-In Cup, Napkin  
and Tray Dispensers

## **LT**

Drop-In Tray and  
Rack Dispensers




## 200 SERIES — FREEZERS, WATER STATIONS, UNDERCOUNTER SINK AND FAUCETS 300 SERIES — ICE CHEST AND GLASS FILLER



N227P



204



240

### N225P — N227P SERIES ONLY

- 18-gauge stainless steel top construction
- 26.81" overall height
- Die stamped top opening with raised edge
- High-density polyurethane foam throughout unit
- Freezer tank is constructed of 2BF with large cleanout radii
- Mechanically cooled 0° to 5° tank storage temperatures meeting NSF and UL requirements
- Folding removable cover with black rubber external handle for easy grip
- 9' cord and plug
- Durable 16-gauge compressor cage
- Environmentally friendly R290 refrigerant
- Electronic temperature controls
- Non-marring press fit gasket
- Stainless steel louver sent loose for field installation
- Suitable for ice cream storage.

### 240 SERIES ONLY

- 20-gauge stainless steel top and body
- One piece stainless lift off cover with handle
- Stainless steel interior liner with coved corners
- 1" diameter drain plumbed out the bottom
- High-density polyurethane foam throughout unit

### 203/305 SERIES ONLY

- 20-gauge stainless steel top with raised die stamped opening
- Galvanized exterior body
- One piece stainless lift off cover with handle
- 1" diameter drain plumbed out the bottom
- High-density polyurethane foam throughout unit
- 305: ABS plastic interior liner with coved corners
- 203: stainless steel interior liner with coved corners

### 204 SERIES ONLY

- 18-gauge stainless steel top with raised die stamped opening
- One piece stainless lift off cover with handle
- ABS plastic interior liner with coved corners
- 1" diameter drain plumbed out the bottom
- High-density polyurethane foam throughout unit
- Exterior tank is made of galvanized steel
- Glass filler is 9.5" high, over a die stamped drain opening fitted with chrome plated wire strainer

### 307 SERIES ONLY

- Glass filler is 9.5" high, over a die stamped drain opening fitted with chrome plated wire strainer

### ALL UNITS:

- One year parts and labor standard warranty. Additional warranties available

MODEL	L	D	H	CUTOUT SIZE	CABINET CAPACITY	H.P.	AMP	VOLTS	NEMA PLUG	SHIP WEIGHT	FREIGHT CLASS	LIST PRICE
<b>DROP-IN FREEZERS</b>												
N225P	17.06"	27.41"	26.75"	26.62" x 16.12"	6 gal.	0.2	1.8	115	5-15P	115	92.5	<b>\$6,741</b>
N227P	30.58"	27.41"	26.75"	26.62" x 29.62"	12 gal.	0.25	2.9	115	5-15P	191	92.5	<b>\$8,739</b>

MODEL	DESCRIPTION	L	D	H	CUTOUT SIZE	ICE CAPACITY	SHIP WEIGHT	FREIGHT CLASS	LIST PRICE
<b>WATER STATIONS AND ICE STORAGE</b>									
203	Ice Chest	20.50"	20.50"	23.25"	19.25" x 19.25"	90 lbs.	52	85	<b>\$2,451</b>
204	Water & Ice Station	24"	21"	22.6"	21" x 17.75"	45 lbs.	47.5	85	<b>\$2,501</b>
204-P	Water & Ice Station	24"	21"	26.35"	21" x 17.75"	45 lbs.	47.5	85	<b>\$2,949</b>
240	Ice Chest with Cover	21"	17.5"	17"	—	75 lbs.	36	85	<b>\$2,987</b>
305	Ice Chest with Cover	21.25"	15.25"	13"	17.75" x 12.5"	45 lbs.	18	85	<b>\$1,470</b>
307	Glass Filler	12"	12"	9.5"	—	—	7	85	<b>\$871</b>
307-P	Pitcher Filler	12"	12"	13.25"	—	—	7	85	<b>\$1,325</b>

Drop-in accessories and modifications can be found on page 86.

## DROP-INS/BUILT-INS

### N8000 SERIES — ICE COOLED COLD PANS

### N8100BP SERIES — MECHANICALLY COOLED COLD PANS

### N8000N SERIES — NARROW ICE COOLED COLD PANS

### N8100NP SERIES — NARROW MECHANICALLY COOLED COLD PANS



N8156BP

#### N8000 SERIES ONLY

- 20-gauge stainless steel top construction
- 2 BF stainless steel interior liner
- Sectional removable perforated bottoms
- Adapter bars are provided standard for
- 12" x 20" openings
- Standard 1" plastic drain
- High density polyurethane foam insulation throughout unit
- Galvanized exterior body
- Custom sizes available
- Non-marring press fit top gasket is supplied standard
- NSF-2 certified
- One year parts and labor standard warranty. Additional warranties available

#### N8100BP/8100NP SERIES ONLY

- 20-gauge stainless steel top construction
- 2 BF stainless steel interior liner wrapped and spot clipped with refrigeration lines; thermal transfer compound is applied for superior cooling

- Mechanically cooled system
- Adapter bars are provided standard for
- 12" x 20" openings
- Standard 1" plastic drain
- High density polyurethane foam insulation throughout unit
- Galvanized exterior body
- Non-marring press fit top gasket is supplied standard
- NSF-7 certified
- Condensing unit is suspended below on a
- 16-gauge galvanized frame
- R290 refrigerant
- 8' cord is standard
- Stainless steel louver is provided for field installation
- Custom sizes available
- One year parts and labor standard warranty. Additional warranties available

MODEL	L	D	H	12 X 20 PANS HELD	CUTOUT SIZE	H.P.	AMP	VOLTS	NEMA PLUG	SHIP WEIGHT	FREIGHT CLASS	LIST PRICE
-------	---	---	---	-------------------	-------------	------	-----	-------	-----------	-------------	---------------	------------

#### ICE COOLED COLD PANS — 8" PAN DEPTH — ADAPTER BARS AND PERFORATED BOTTOMS STANDARD

N8018	18"	26"	10.75"	1	17" X 25"	N/A	N/A	N/A	N/A	38	85	\$2,273
N8030	30.75"	26"	10.75"	2	29.75" X 25"	N/A	N/A	N/A	N/A	84	85	\$2,512
N8043	43.5"	26"	10.75"	3	42.50" X 25"	N/A	N/A	N/A	N/A	110	85	\$2,890
N8056	56.25"	26"	10.75"	4	55.25" X 25"	N/A	N/A	N/A	N/A	139	85	\$3,377
N8069	69"	26"	10.75"	5	68" X 25"	N/A	N/A	N/A	N/A	160	85	\$3,772
N8081	81.75"	26"	10.75"	6	80.75" X 25"	N/A	N/A	N/A	N/A	197	85	\$4,449

#### MECHANICALLY COOLED PANS — 8" PAN DEPTH — ADAPTER BARS STANDARD

N8118BP	18"	26"	21.87"	1	17" X 25"	1/6	2	115	5-15P	100	85	\$6,158
N8130BP	30.75"	26"	21.87"	2	29.75" X 25"	1/6	2	115	5-15P	140	85	\$6,572
N8143BP	43.5"	26"	21.87"	3	42.50" X 25"	2/7	3.1	115	5-15P	173	85	\$7,143
N8156BP	56.25"	26"	21.87"	4	55.25" X 25"	2/7	3.1	115	5-15P	205	85	\$7,678
N8169BP	69"	26"	21.87"	5	68" X 25"	2/7	3.1	115	5-15P	225	85	\$8,349
N8181BP	81.75"	26"	21.87"	6	80.75" X 25"	1/3	4.6	115	5-15P	258	85	\$9,276

#### NARROW LINE DROP-INS — ICE COOLED COLD PANS

N8046N	46.75"	18"	10.75"	2	45.75" x 17"	N/A	N/A	N/A	N/A	100	85	\$2,512
N8068N	67.5"	18"	10.75"	3	66.5" x 17"	N/A	N/A	N/A	N/A	120	85	\$2,890

#### NARROW LINE DROP-INS — MECHANICALLY COOLED COLD PANS

N8146NBP	46.75"	18"	21.81"	2	45.75" x 17"	1/6	2	115	5-15P	175	85	\$6,768
N8168NBP	67.50"	18"	21.81"	3	66.5" x 17"	1/6	2	115	5-15P	240	85	\$7,359

Drop-in accessories and modifications can be found on page 86.

## DROP-INS/BUILT-INS

### 8100-EFP SERIES - LIQUITEC® REFRIGERATED COLD PANS | N8100-FA SERIES - FORCED AIR COLD PANS



8145-EFP



N8131-FA

#### 8100-EFP SERIES ONLY

- 18-gauge stainless steel top construction
- 2BF stainless steel liner wrapped and spot clipped with refrigeration lines; thermal transfer compound is applied for superior cooling
- Mechanically cooled system
- Flush mounted die stamped drawn 12" x 20" individual 20-gauge wells
- Wells to be depressed slightly into the top to hold condensation
- Standard 1/2" stainless steel drain
- High density polyurethane foam insulation throughout unit
- Galvanized exterior body
- Thermostatic temperature with OFF position and expansion valve standard
- Non-marring press fit top gasket is supplied standard
- NSF7 certified
- Condensing unit is suspended below on a 16-gauge galvanized frame
- Environmentally friendly R290 refrigerant
- 8' cord is standard
- Stainless steel louver is provided standard for field installation
- "EFN" slimline models run 12" x 20" well left to right instead of front to back
- One year parts and labor standard warranty. Additional warranties available

#### N8100-FA SERIES ONLY

- 20-gauge stainless steel top construction
- 2BF stainless steel liner kinked to drain
- Stainless steel pan holds product flush with top
- Air curtain system with evaporator coil and fan package located below false bottom. Air movement over product maintains NSF7 requirements
- Standard 1" plastic drain
- High density polyurethane foam insulation throughout unit
- Galvanized exterior body
- On/off switch with pressure control, and expansion valve standard
- Non-marring press fit top gasket is supplied standard
- NSF7 certified
- Condensing unit is suspended below on a 16-gauge galvanized frame
- Environmentally friendly R290 refrigerant
- 8' cord is standard
- Stainless steel louver is provided standard for field installation
- Air curtain assembly is removable without tools for easy cleaning
- \*Remote refrigeration not available on FA series

MODEL	L	D	H	CUTOUT SIZE	12 X 20 PANS HELD	AMPS	H.P.	VOLTS	NEMA PLUG	SHIP WEIGHT	FREIGHT CLASS	LIST PRICE
-------	---	---	---	-------------	-------------------	------	------	-------	-----------	-------------	---------------	------------

#### LIQUITEC® EUTECTIC FLUID REFRIGERATED COLD PANS

8118-EFP	18.20"	26"	23.25"	17" x 25"	1	2.4	1/5	115	5-15P	169	85	\$8,178
8132-EFP	31.76"	26"	23.25"	30.75" x 25"	2	2.4	1/5	115	5-15P	215	85	\$9,008
8145-EFP	45.32"	26"	23.25"	44.25" x 25"	3	3.7	1/4	115	5-15P	265	85	\$9,796
8159-EFP	58.88"	26"	23.25"	57.87" x 25"	4	3.7	1/4	115	5-15P	285	85	\$10,518
8172-EFP	72.44"	26"	23.25"	71.5" x 25"	5	4.8	1/3	115	5-15P	295	85	\$11,445
8186-EFP	86"	26"	23.25"	85.0" x 25"	6	4.8	1/3	115	5-15P	394	85	\$12,362

#### LIQUITEC® SLIM LINE EUTECTIC FLUID REFRIGERATED COLD PANS

8148-EFNP	47.66"	18"	23.25"	46.88" x 17.25"	2	2.4	1/5	115	5-15P	235	85	\$9,610
8169-EFNP	69.22"	18"	23.25"	68.50" x 17.25"	3	2.4	1/4	115	5-15P	285	85	\$11,543
8191-EFNP	90.78"	18"	23.25"	90" x 17.25"	4	3.7	1/4	115	5-15P	295	85	\$12,457

#### FORCED AIR DROP-IN MECHANICALLY COOLED PANS

N8131-FAP	31.25"	26.67"	28.62"	2	30.50" x 25.50"	1/4	4.8	115	5-15P	225	85	\$10,642
N8144-FAP	44"	26.67"	28.62"	3	43.00" x 25.50"	1/4	4.8	115	5-15P	267	85	\$11,534
N8157-FAP	56.75"	26.67"	28.62"	4	57.75" x 25.50"	1/2	8.9	115	5-15P	310	85	\$12,122
N8169-FAP	69.5"	26.67"	28.62"	5	68.50" x 25.50"	1/2	8.9	115	5-15P	365	85	\$12,713
N8182-FAP	82.25"	26.67"	28.62"	6	81.50" x 25.50"	1/2	8.9	115	5-15P	406	85	\$13,606


Drop-in accessories and modifications can be found on page 86.

## DROP-INS/BUILT-INS


### N8200P SERIES — FROST TOPS

### N8200GP SERIES — GRANITE COLD SLAB


### N8200-STP SERIES — SHEET PAN FROST TOPS



N8259P



N8245GP



N8256-STP

#### N8200P SERIES ONLY

- 18-gauge stainless steel top construction
- Top has integral drain trough and 2.00" overhang around perimeter
- Top is elevated 1.68" above counter surface and angles approximately 45° into the trough
- The bottom interior of the top is serpentine wrapped, taped, then foamed with high density polyurethane foam insulation.
- Exterior body is galvanized steel
- Condensing unit is suspended below on a 16-gauge galvanized frame
- Environmentally friendly R290 refrigerant
- 8' cord is standard
- Stainless steel louver is provided standard for field installation
- Custom sizes available
- Standard 1/2" stainless steel tubing drain
- Unit is equipped with an on/off switch
- Non-marring press fit top gasket is supplied standard
- NSF certified

#### N8200-STP SERIES ONLY

- Recessed stainless steel top with full perimeter drain trough and 1/2" drain

#### N8200GP SERIES ONLY

- 14-gauge stainless steel top with "Absolute Black" granite
- Thermal transfer compound installed between stainless steel and granite top
- Top has integral drain trough 1.5" deep around perimeter
- Top is elevated 1.25" above counter surface
- Unit foamed with high density polyurethane insulation
- Exterior body is galvanized steel
- Condensing unit is suspended below on a 16-gauge galvanized steel frame
- Environmentally friendly R290 refrigerant
- 8' cord is standard
- Stainless steel louver is provided standard for field installation
- Standard 3/4" stainless steel drain
- Unit is equipped with an on/off switch
- NSF certified

#### ALL UNITS


- One year parts and labor standard warranty. Additional warranties available

MODEL	L	D	H	12 X 20 PANS HELD	CUTOUT SIZE	H.P.	AMP	VOLTS	NEMA PLUG	SHIP WEIGHT	FREIGHT CLASS	LIST PRICE
<b>FROST TOPS</b>												
N8231P	31.75"	26"	15.75"	—	30.75" x 25"	1/5	2.4	115	5-15P	142	85	<b>\$7,011</b>
N8245P	45.63"	26"	15.75"	—	44.63" x 25"	1/5	2.4	115	5-15P	168	85	<b>\$7,285</b>
N8259P	59.5"	26"	15.75"	—	58.50" x 25"	1/4	3.7	115	5-15P	193	85	<b>\$7,901</b>
N8273P	73.38"	26"	15.75"	—	72.38" x 25"	1/4	3.7	115	5-15P	209	85	<b>\$8,451</b>
N8287P	87.25"	26"	15.75"	—	86.25" x 25"	1/3	4.8	115	5-15P	239	85	<b>\$9,311</b>
<b>GRANITE COLD SLAB</b>												
N8231GP	31.75"	25.87"	19"	—	30.75" x 25"	1/5	2.4	115	5-15P	227	85	<b>\$9,721</b>
N8245GP	45.63"	25.87"	19"	—	44.63" x 25"	1/4	3.7	115	5-15P	330	85	<b>\$11,051</b>
N8259GP	59.5"	25.87"	19"	—	58.50" x 25"	1/3	4.8	115	5-15P	433	85	<b>\$13,134</b>
N8273GP	73.38"	25.87"	19"	—	72.38" x 25"	1/3	4.8	115	5-15P	536	85	<b>\$14,371</b>
<b>FROST TOPS - SHEET PAN</b>												
N8230-STP	29.60"	22"	15.70"	1-Long left to right	28.60" x 21.10"	1/5	2.4	115	5-15P	142	85	<b>\$7,308</b>
N8240-STP	39.70"	29.60"	15.70"	2-Tall left to right	38.60" x 28.75"	1/4	3.7	115	5-15P	168	85	<b>\$7,362</b>
N8256-STP	55.60"	22"	15.70"	2-Long left to right	54.60" x 21.10"	1/5	2.4	115	5-15P	193	85	<b>\$8,199</b>
N8258-STP	57.60"	29.60"	15.70"	3-Tall left to right	56.60" x 28.75"	1/4	3.7	115	5-15P	209	85	<b>\$8,749</b>
N8275-STP	75.50"	29.60"	15.70"	4-Tall left to right	74.50" x 28.75"	1/3	4.8	115	5-15P	239	85	<b>\$8,981</b>


Drop-in accessories and modifications can be found on page 86.

## DROP-INS/BUILT-INS

### N8600P SERIES — COMBINATION HOT/COLD WELLS | N8800 SERIES — SINGLE TANK HOT FOOD WELLS



N8656P



N8845

#### N8600P SERIES ONLY

- Dual temp hot or cold operation
- 20-gauge stainless steel top construction
- Single "wet only" well with immersion heater(s) and 1" stainless steel drain
- Adapter bars standard to accommodate 12"x20" pans
- Remote control panel with 3-way Hot/Off/Cold power switch and thermostatic control for hot operation
- Thermostat for cold operation located by condensing unit
- Non-marring press fit top gasket is supplied standard
- High density polyurethane foam insulation throughout unit
- Stainless steel liner wrapped with spot clipped refrigeration lines; thermal transfer compound applied for superior cooling
- Galvanized exterior body
- Condensing unit suspended below on a 16-gauge galvanized frame
- R290 refrigeration system with thermostatic expansion valve
- Unit must be hard wired in field
- Stainless steel louver is provided standard for field installation

#### N8800 SERIES ONLY

- Adapter bars provided standard to accommodate 12" x 20" pans
- Single wet only well 8" deep made of 316 series stainless kinked to stainless 1" drain
- Single thermostatic temperature control wired to (1) main control panel with 2' of conduit and wire. Field install control panel at locations

#### N8600P AND N8800

- One year parts and labor standard warranty. Additional warranties available

#### N8600-FWP

- Two years part and labor standard warranty.

MODEL	L	D	H	12 X 20 PANS HELD	CUTOUT SIZE	H.P.	AMP	VOLTS	WATTS	NEMA PLUG	SHIP WEIGHT	FREIGHT CLASS	LIST PRICE
COMBINATION HOT/COLD FOOD WELLS — 8" PAN DEPTH PILOT INDICATOR LIGHTS INCLUDED													
N8630P	30.75"	26"	25.75"	2	29.75" x 25"	1/5	25	120	3000	N/A	164	85	\$12,133
N8643P	43.5"	26"	25.75"	3	42.50" x 25"	1/5	21	120/240	5000	N/A	198	85	\$12,759
N8656P	56.25"	26"	25.75"	4	55.25" x 25"	1/4	21	120/240	5000	N/A	233	85	\$13,971
N8669P	69"	26"	25.75"	5	68" x 25"	1/4	42	120/240	10000	N/A	266	85	\$15,073
N8681P	81.75"	26"	25.75"	6	80.75" x 25"	1/3	42	120/240	10000	N/A	301	85	\$16,806

SINGLE TANK HOT FOOD WELLS — 6" PAN DEPTH PILOT LIGHT INCLUDED													
N8831	31.75"	26"	11"	2	30.75" x 25"	N/A	17	120	2000	N/A	100	92.5	\$3,361
N8845	45.63"	26"	11"	3	44.63" x 25"	N/A	15/16	208-230	3000/3600	N/A	136	92.5	\$3,944
N8859	59.5"	26"	11"	4	58.5" x 25"	N/A	20/22	208-230	4000/4800	N/A	158	92.5	\$4,468
N8873	73.38"	26"	11"	5	72.38" x 25"	N/A	24/27	208-230	5000/6000	N/A	195	92.5	\$5,149
N8887	87.25"	26"	11"	6	86.25" x 25"	N/A	29/32	208-230	6000/7200	N/A	224	92.5	\$5,772

Drop-in accessories and modifications can be found on page 86.

MODEL	12 X 20 PANS HELD	HOT ELECTRICAL	CUTOUT DIMENSIONS	COLD ELECTRICAL	BTU LOAD	SYSTEM CAPACITY	LIST PRICE
DROP-IN FLEXIWELLS							
N8618-FWP	1	1500W - 208-240V-6.3A	17" x 25"	120V - 2.9A - 1/5 H.P	310	625	\$15,408
N8635-FWP	2	(2) 1500W - 208-240V-12.5A	34" x 25"	120V - 2.9A - 1/5 H.P	620	906	\$16,976
N8652-FWP	3	(3) 1500W - 208-240V-18.8A	51 x 25"	120V - 2.9A - 1/5 H.P	929	1066	\$19,920
N8669-FWP	4	(4) 1500W - 208-240V-25A	68" x 25"	120V - 5.7A - (2) 1/5HP	1239	1812	\$23,240
N8686-FWP	5	(5) 1500W - 208-240V-31.3A	85" x 25"	120V - 5.7A - (2) 1/5HP	1549	1972	\$25,630
N86103-FWP	6	(6) 1500W - 208-240V-37.5A	102 x 25"	120V - 5.7A - (2) 1/5HP	1859	2132	\$28,018

Drop-in accessories and modifications can be found on page 86.

## N8700 SERIES — HEATED FOOD WELLS

### N8700N SERIES — INDIVIDUALLY HEATED NARROW FOOD WELLS



N8787-D

#### N8700ND SERIES ONLY

- Top is constructed of 18-gauge stainless steel
- Flush mounted die stamped drawn 12" x 20" individual 20-gauge wells
- Wells to be depressed slightly into the top to hold in condensation
- Standard 1/2" stainless steel drain(s)
- Non-marring press fit top gasket is supplied standard
- Must be hard wired in the field
- Wet and dry operation
- 11.87" x 19.87" single hot food wells are manifolded together standard to one main gate valve
- Unit shall be insulated on all sides with 1" of fiberglass and bottom to have 2" of fiberfrax blanket insulation
- Individual infinite temperature controls standard wired to one main control panel with 4' of conduit and wire. Field install control panel at location
- Galvanized exterior body

#### N8700N SERIES ONLY

- Top is constructed of 18-gauge stainless steel
- Flush mounted die stamped drawn 12" x 20" individual 20-gauge wells
- Wells to be depressed slightly into the top to hold in condensation
- Standard 1/2" stainless steel drain(s)
- Non-marring press fit top gasket is supplied standard
- Must be hard wired in the field
- Wet and dry operation
- 11.87" x 19.87" single hot food wells are manifolded together standard to one main gate valve
- Unit shall be insulated on all sides with 1" of fiberglass and bottom to have 2" of fiberfrax blanket insulation
- Individual infinite temperature controls standard wired to one main control panel with 4' of conduit and wire. Field install control panel at location
- Galvanized exterior body

#### ALL UNITS

- One year parts and labor standard warranty. Additional warranties available

MODEL	L	D	H	12 X 20 PANS HELD	CUTOUT SIZE	H.P.	AMP	VOLTS	WATTS	NEMA PLUG	SHIP WEIGHT	FREIGHT CLASS	LIST PRICE
-------	---	---	---	-------------------	-------------	------	-----	-------	-------	-----------	-------------	---------------	------------

#### INDIVIDUALLY HEATED FOOD WELLS WITH DRAINS AND MANIFOLD 6" PAN DEPTH PILOT LIGHTS INCLUDED 208-230 VOLT SYSTEM

N8717-D	17.88"	26"	9.5"	1	16.88" x 25"	—	8.3	120	1000	N/A	41	85	\$2,475
N8731-D	31.75"	26"	9.5"	2	30.75" x 25"	—	16.6	120	2000	N/A	99	85	\$3,889
N8745-D	45.63"	26"	9.5"	3	44.62" x 25"	—	15.0/16.0	208/230	3000/4000	N/A	134	85	\$5,352
N8759-D	59.5"	26"	9.5"	4	58.5" x 25"	—	20.0/22.0	208/230	4000/4800	N/A	166	85	\$6,961
N8773-D	73.38"	26"	9.5"	5	72.37" x 25"	—	24.0/27.0	208/230	5000/6000	N/A	186	85	\$8,819
N8787-D	87.25"	26"	9.5"	6	86.25" x 25"	—	29.0/32.0	208/230	6000/7200	N/A	236	85	\$10,515

#### INDIVIDUALLY HEATED NARROW FOOD WELLS WITH DRAINS

N8746ND	45.61"	15.87"	9.5"	2	44.62" x 15"	N/A	17	120	2000	N/A	100	85	\$3,889
N8768ND	67.48"	15.87"	9.5"	3	66.50" x 15"	N/A	15/16	208-230	3000/3600	N/A	130	85	\$5,513

#### INDIVIDUALLY HEATED NARROW FOOD WELLS WITHOUT DRAINS

N8768N	67.48"	15.87"	9.5"	3	66.50" x 15"	N/A	15/16	208-230	3000/3600	N/A	130	85	\$5,097
--------	--------	--------	------	---	--------------	-----	-------	---------	-----------	-----	-----	----	---------

N8700D - 14" overall height including drain connection. | Drop-in accessories and modifications can be found on page 86.

## DROP-INS/BUILT-INS

### N8700-DESP SERIES — LOW WATT HOT FOOD WELLS



N8759-DESP

- Energy Savings Power Hot Food Well
- Top is constructed of 18-gauge stainless steel
- Flush mounted die stamped drawn 12" x 20" individual 20-gauge wells
- Wells depressed slightly into the top to hold in condensation
- Standard 1/2" stainless steel drain(s)
- Non-marring press fit top gasket
- Must be hard wired in the field
- Wet and dry operation

- 11.87" x 19.87" single hot food wells are manifolded together standard to one main gate valve
- Unit shall be insulated on the bottom and all sides with 1" of fiberglass
- Individual digital temperature controls standard wired to one main control panel with 4' of conduit and wire. Field install control panel at location
- Galvanized exterior body
- One year parts and labor warranty

MODEL	L	D	H	12 X 20 PANS HELD	CUTOUT SIZE	AMP	VOLTS	WATTS	NEMA PLUG	SHIP WEIGHT	FREIGHT CLASS	LIST PRICE
INDIVIDUALLY HEATED FOOD WELLS WITH DRAINS AND MANIFOLD 6" PAN DEPTH PILOT LIGHTS INCLUDED 208-230 VOLT SYSTEM												
N8717-DESP	17.89"	26"	9.5"	1	16.87" x 25"	2.4/2.7	208/230	500	N/A	41	85	\$3,002
N8731-DESP	31.76"	26"	9.5"	2	30.75" x 25"	4.8/5.4	208/230	1000	N/A	99	85	\$4,768
N8745-DESP	45.63"	26"	9.5"	3	44.62" x 25"	7.2/8.1	208/230	1500	N/A	134	85	\$6,691
N8759-DESP	59.5"	26"	9.5"	4	58.5" x 25"	9.6/10.8	208/230	2000	N/A	166	85	\$8,964
N8773-DESP	73.37"	26"	9.5"	5	72.37" x 25"	12.0/13.5	208/230	2500	N/A	186	85	\$11,025
N8787-DESP	87.24"	26"	9.5"	6	86.25" x 25"	14.4/16.2	208/230	3000	N/A	236	85	\$12,763

Drop-in accessories and modifications can be found on page 86.

## DROP-INS/BUILT-INS

### N8000-R — DROP-IN RADIAL ICE COOLED COLD PAN

### N8100-BRP — DROP-IN RADIAL MECHANICALLY COOLED COLD PAN

### N8700-R — DROP-IN RADIAL HEATED ELECTRIC FOOD WELLS



N8259P



N8245GP



N8256-STP

#### N8000-R UNITS ONLY

- NSF certified
- A stainless steel holding clip adjusts for pans
- Push-in perimeter gasket
- 1" drain standard
- High density foamed in place environmentally friendly, Kyoto Protocol Compliant, Non ODP (Ozone Depletion Potential), Non GWP (Global Warming Potential) polyurethane Keeps energy costs low
- Removable perforated, false bottom
- One year parts and labor standard warranty

#### N8100-BRP UNITS ONLY

- NSF-7 certified performance
- A stainless steel holding clip adjusts for pans
- High density foamed in place environmentally friendly, Kyoto Protocol Compliant, Non ODP (Ozone Depletion Potential), Non GWP (Global Warming Potential) polyurethane Keeps energy costs low
- Push-in perimeter gasket
- Stainless steel louver provided
- Environmentally friendly R290 refrigerant
- 1" drain standard
- Thermostat for temperature control
- One year parts and labor standard warranty

#### N8700-R UNITS ONLY

- Top is constructed of 18-gauge stainless steel
- Flush mounted die stamped drawn 12"x20" individual 20-gauge wells
- Wells depressed slightly into the top to hold condensation
- Standard 1/2" stainless steel drain(s)
- Non-marring press fit top gasket
- Must be hard wired in the field
- Wet and dry operation
- 11.87"x19.87" single hot food wells are manifolded together standard to one main gate valve
- Unit shall be insulated on all sides with 1" of fiberglass and bottom to have 2" of fiberfrax blanket insulation
- Individual infinite temperature controls standard wired to one main control panel with 4' of conduit and wire. Field install control panel at location
- Galvanized exterior body
- One year parts and labor standard warranty

MODEL	L	D	H	12 X 20 PANS HELD	SHIP WEIGHT	FREIGHT CLASS	LIST PRICE
-------	---	---	---	----------------------	----------------	---------------	---------------

#### ICE COOLED CURVED DROP-IN

N8044-R	40.48"	26.05"	10.77"	2	100 lbs.	85	<b>\$2,554</b>
N8059-R	57.22"	26.05"	10.77"	3	118 lbs.	85	<b>\$2,745</b>
N8076-R	73.68"	26.05"	10.77"	4	145 lbs.	85	<b>\$3,177</b>
N8094-R	89.89"	26.05"	10.77"	5	164 lbs.	85	<b>\$3,834</b>

MODEL	L	D	H	12 X 20 PANS HELD	H.P.	AMP	BTU LOAD	VOLTS/HERTZ/PHASE	NEMA PLUG	SHIP WEIGHT	FREIGHT CLASS	LIST PRICE
-------	---	---	---	----------------------	------	-----	-------------	-------------------	--------------	----------------	------------------	---------------

#### MECHANICALLY COOLED CURVED DROP-IN

N8144-BRP	40.48"	26.05"	10.77"	2	1/5	2.4	379	115/60/1	5-15P	161 lbs.	85	<b>\$6,555</b>
N8159-BRP	57.22"	26.05"	10.77"	3	1/4	3.7	569	115/60/1	5-15P	184 lbs.	85	<b>\$7,784</b>
N8176-BRP	73.68"	26.05"	10.77"	4	1/4	3.7	758	115/60/1	5-15P	233 lbs.	85	<b>\$8,043</b>
N8194-BRP	89.89"	26.05"	10.77"	5	1/4	3.7	948	115/60/1	5-15P	243 lbs.	85	<b>\$9,276</b>

MODEL	L	D	H	12 X 20 PANS HELD	AMP	WATTS	VOLTS/HERTZ/PHASE	SHIP WEIGHT	FREIGHT CLASS	LIST PRICE
-------	---	---	---	----------------------	-----	-------	-------------------	----------------	---------------	---------------

#### HEATED CURVED DROP-INS

N8744-R	40.48"	26.05"	9.08"	2	16.6	2000	120/60/1	99 lbs.	85	<b>\$4,075</b>
N8759-R	57.22"	26.05"	9.08"	3	15.0/16.0	3000/4000	208-230/60/1	134 lbs.	85	<b>\$5,772</b>
N8776-R	73.68"	26.05"	9.08"	4	20.0/22.0	4000/4800	208-230/60/1	166 lbs.	85	<b>\$7,732</b>
N8794-R	89.80"	26.05"	9.08"	5	24.0/27.0	5000/6000	208-230/60/1	186 lbs.	85	<b>\$9,799</b>

Drop-in accessories and modifications can be found on page 86.

## DIS — DROP-IN DISH DISPENSERS



### DIS SERIES ONLY

- Top flange and bottom brace to be 18-gauge stainless steel
- Vertical side channels to be 22-gauge stainless steel
- Flange, channels and bottom to be integrally welded
- Spring supports to be 14-gauge stainless steel
- Carrier head made of welded rods with a removable 18-gauge top plate
- Self-leveling mechanism, field adjustable by adding or removing springs
- High impact plastic guide posts mounted to flange
- One year parts and labor standard warranty.
- Additional warranties available

### DIS-ET/QT SERIES ONLY

- 4' cord and plug
- Convection heating module and fan motor
- Air intake shall be filtered
- On/off switch and adjustable thermostat
- Outer 22-gauge stainless steel jacket
- QT- Shall have a stainless steel cover
- ET- Maintains temperatures between 120-140°F (49-60°C)
- QT- Maintains temperatures between 150-170°F (66-77°C)
- One year parts and labor standard warranty.
- Additional warranties available

MODEL	FLANGE DIAMETER	HEIGHT	CUTOUT DIAMETER	DISH DIAMETER*	AMPS	VOLTS	NEMA PLUG	WATT	SHIP WEIGHT	FREIGHT CLASS	LIST PRICE
DROP-IN DISH DISPENSERS — UNHEATED											
DIS-500	8.37"	27.38"	7.75"	3"-5"	N/A	N/A	N/A	N/A	7	100	\$877
DIS-575	9.12"	27.38"	8.5"	5"-5.75"	N/A	N/A	N/A	N/A	8	100	\$1,011
DIS-650	9.87"	27.38"	9.25"	5.75"-6.5"	N/A	N/A	N/A	N/A	9	100	\$1,065
DIS-725	10.62"	27.38"	10"	6.5"-7.25"	N/A	N/A	N/A	N/A	10	100	\$1,119
DIS-813	11.5"	27.38"	10.87"	7.25"-8.12"	N/A	N/A	N/A	N/A	11	100	\$1,175
DIS-913	12.5"	27.38"	11.87"	8.13"-9.12"	N/A	N/A	N/A	N/A	12	100	\$1,263
DIS-1013	13.5"	27.38"	12.87"	9.13"-10.12"	N/A	N/A	N/A	N/A	13	100	\$1,340
DIS-1200	15.38"	27.38"	14.75"	10.13"-12"	N/A	N/A	N/A	N/A	15	100	\$1,614
DIS-1450	17.88"	27.38"	17.25"	12"-14.5"	N/A	N/A	N/A	N/A	17	100	\$1,790
DROP-IN DISH DISPENSERS — EVEN TEMP HEATED DISPENSERS											
DIS-500-ET	8.37"	27.38"	7.75"	3"-5"	5.5	120	5-15P	400	17	125	\$1,686
DIS-575-ET	9.12"	27.38"	8.5"	5"-5.75"	5.5	120	5-15P	400	17	125	\$1,790
DIS-650-ET	9.87"	27.38"	9.25"	5.75"-6.5"	5.5	120	5-15P	400	19	125	\$1,880
DIS-725-ET	10.62"	27.38"	10"	6.5"-7.25"	5.5	120	5-15P	400	21	125	\$2,043
DIS-813-ET	11.5"	27.38"	10.87"	7.25"-8.12"	5.5	120	5-15P	700	24	125	\$2,118
DIS-913-ET	12.5"	27.38"	11.87"	8.12"-9.12"	5.5	120	5-15P	700	25	125	\$2,281
DIS-1013-ET	13.5"	27.38"	12.87"	9.12"-10.12"	5.5	120	5-15P	700	27	125	\$2,372
DIS-1200-ET	15.37"	27.38"	14.75"	10.12"-12"	5.5	120	5-15P	700	32	125	\$2,675
DIS-1450-ET	17.87"	27.38"	17.25"	12"-14.5"	5.5	120	5-15P	700	37	125	\$2,863
DROP-IN DISH DISPENSERS — QUICK TEMP HEATED DISPENSERS											
DIS-813-QT	11.5"	27.38"	10.87"	7.25"-8.12"	5.5	120	5-15P	700	30	125	\$2,230
DIS-913-QT	12.5"	27.38"	11.87"	8.12"-9.12"	5.5	120	5-15P	700	32	125	\$2,721
DIS-1013-QT	13.5"	27.38"	12.87"	9.12"-10.12"	5.5	120	5-15P	700	34	125	\$2,852
DIS-1200-QT	15.37"	27.38"	14.75"	10.12"-12"	5.5	120	5-15P	700	37	125	\$3,110
DIS-1450-QT	17.87"	27.38"	17.25"	12"-14.5"	5.5	120	5-15P	700	41	125	\$3,170

Drop-in accessories and modifications can be found on page 86. | \*Non-marring rods for oval dishes and diameter adjustment available as an option.

NOTE: Non-Marring Rods reduces allowable dish diameter by 1.25". Non-Marring Rods factory recommended for DIS-1200 with plate diameter of 10.13" - 10.75" and DIS-1450 with plate diameter of 12" - 13.25". Please consult with factory to confirm operational fit.

## CD SERIES — CUP DISPENSERS | ND SERIES — NAPKIN DISPENSERS



CD

### CD SERIES ONLY

- Dispenser tube with support flange
- Elevating mechanism consists of stainless steel spring and three equally spaced stainless steel friction strips fastened to a stainless steel collar
- Two compression springs are provided; one for paper cups, and one for foam cups
- Dispenser capacities will vary depending on the style of cup

### ND SERIES ONLY

- Top flange to be 18-gauge stainless steel
- Dispenser bottom to be 22-gauge stainless steel
- Dispenser body shall have four 22-gauge vertical angle guides integrally welded to the top flange and bottom
- Carrier head to be 22-gauge stainless steel
- Two extension springs support the carrier head
- Napkin cover to be 20-gauge stainless steel and snaps onto flange
- All models hold up to 500 paper napkins at an 18.00" stack height, capacity will vary
- Special heights available

### ALL UNITS

- One year parts and labor standard warranty. Additional warranties available

MODEL	FLANGE DIAMETER	HEIGHT	CUTOUT DIAMETER	DISH DIAMETER	SHIP WEIGHT	FREIGHT CLASS	LIST PRICE
-------	-----------------	--------	-----------------	---------------	-------------	---------------	------------

### DISPOSABLE CUP DISPENSERS

CD	7.38"	24.5"	5.12"	2.5"-4.63"	15lbs.	100	\$554
CD-SS	7.38"	24.5"	5.12"	2.5"-4.63"	15lbs.	100	\$1,381

MODEL	L	D	H	CUTOUT DIAMETER	NAPKIN DIMENSIONS	SHIP WEIGHT	FREIGHT CLASS	LIST PRICE
-------	---	---	---	-----------------	-------------------	-------------	---------------	------------

### NAPKIN DISPENSERS

ND-45	7.62"	6"	24"	5.62"x 7"	4" x 5.37"	12	100	\$1,005
ND-47	9.37"	6.25"	24"	5.87"x 8.75"	4.25" x 7.12"	12	100	\$1,012
ND-48	10.25"	6.25"	24"	6.12"x 9.62"	4.5" x 8"	16	100	\$1,026
ND-57	9.25"	7.12"	24"	6.75"x 8.62"	5.12" x 7"	16	100	\$1,057
ND-59	11"	6.75"	24"	6.37"x 10.37"	4.75" x 8.75"	12	100	\$931
ND-67	9.37"	8.17"	24"	8.5"x 8.75"	6.87" x 7.12"	12	100	\$931

Drop-in accessories and modifications can be found on page 86.

## LT SERIES — DROP-IN TRAY AND RACK DISPENSERS



LT-1418

### LT SERIES ONLY

- Top flange and bottom support to be 16-gauge stainless steel
- Dispenser body shall have four 14-gauge uprights, reinforced with 14-gauge stainless steel angles
- Top flange, uprights and bottom support to be integrally welded

- Dispenser platform carrier shall be 18-gauge stainless steel and removable for cleaning
- Self-leveling mechanisms shall be adjustable by adding and removing stainless steel extension springs located inside the elevator housing
- One year parts and labor standard warranty. Additional warranties available

MODEL	L	D	H	CUTOUT DIAMETER	MAXIMUM TRAY SIZE	AMP	SHIP WEIGHT	FREIGHT CLASS	LIST PRICE
DROP-IN TRAY AND RACK DISPENSERS									
LT-1014	15.75"	22.12"	27.5"	11.75" x 21"	10" x 15"	N/A	43	100	\$1,941
LT-1216	21.75"	19.12"	27.5"	17.75" x 18"	12" x 16"	N/A	43	100	\$2,049
LT-1221	26.75"	19.12"	27.5"	22.75" x 18"	12" x 21"	N/A	45	100	\$2,087
LT-1422	23.75"	21.12"	27.5"	19.75" x 20"	14" x 18"	N/A	43	100	\$2,138
LT-1622	27.75"	21.12"	27.5"	23.75" x 20"	14" x 22"	N/A	45	100	\$2,161
LT-1418	27.75"	23.12"	27.5"	23.75" x 22"	16" x 22"	N/A	45	100	\$2,162
LT-1826	31.75"	25.12"	27.5"	27.75" x 24"	18" x 26"	N/A	48	100	\$2,286
LT-2020	26.75"	27.12"	27.5"	22.75" x 26"	20" x 21"	N/A	45	100	\$2,355
TWO STACK, DROP-IN TRAY AND RACK DISPENSERS									
LT2-1014	27.75"	22.13"	27.5"	23.75" x 21"	10" x 15"	N/A	48	100	\$3,131
LT2-1216	23.12"	31.75"	27.5"	27.75" x 22"	12" x 16"	N/A	48	100	\$3,140
LT2-1221	31.75"	28.13"	27.5"	27.75" x 27"	12" x 21"	N/A	48	100	\$3,236

Drop-in accessories and modifications can be found on page 86.

## DROP-INS/BUILT-INS

ACCESSORY	DESCRIPTION	LIST PRICE
<b>BUILT INS — DIS SERIES</b>		
<b>DIS-SL</b>	Shorten dispenser tubes to special length	<b>\$172</b>
—	Stainless steel outer jacket for dispenser tubes (standard on DIS-ET & DIS-QT)	<b>\$433</b>
<b>DIS-SSDT</b>	12" diameter stainless steel dish dispenser tray (DIS 1200 or 1450 only)	<b>\$71</b>
<b>DIS-NMR</b>	Non-marring rods for oval dishes and diameter adjustment (-813 through -1450 only) installation reduces dispenser diameter by 1.25"	<b>\$568</b>
<b>DIS-HDR</b>	Hold-down rod for dispenser tubes	<b>\$135</b>
<b>DIS-SSTC</b>	Stainless steel tube cover (-500 thru -725-ET and non-heated models)	<b>\$446</b>
<b>DIS-DOME</b>	Stainless steel dome cover (-813 through -1450 non-heated models; standard on -QT models; each)	<b>\$606</b>

<b>BUILT INS — LT SERIES</b>		
—	Special heights	<b>ADD 10%</b>
—	Shorten dispenser assembly to special length (LT units only)	<b>ADD 10%</b>

ACCESSORY	DESCRIPTION	LIST PRICE
<b>DROP-INS — 200/300</b>		
<b>3234189</b>	Transparent lid per pan opening (ships loose) (N225P - 1 required) & (N227P - 2 required)	<b>\$553</b>
—	Bar lock for lid assembly (N225P-LK & N227P-LK) Remote toggle switch assembly (ships loose)	<b>\$609</b>
<b>AS000-473-003W</b>	Remote toggle switch assembly (shipped loose)	<b>\$504</b>
<b>1032G</b>	Built-in water pitcher filler	<b>\$416</b>

<b>DROP-INS — N8000, N8100BP, 8100-EFP, N8200P, N8600P, N8700, N8800 &amp; N8000N</b>		
—	208-240 volt, 60HZ, 1 phase step-down transformer (models w/compressors), export orders only	<b>\$813</b>
—	230 volt, 50 HZ electrical system (models w/compressors)	<b>\$476</b>
<b>DRP-EXPORT1</b>	30 volt, 50 HZ or 208-240 volt, 60 HZ electrical system (N8717-D, N8746ND, N8746N, N8731-D & N8831 only)	<b>\$324</b>
<b>DRP-146AP</b>	14-6 adapter plates	<b>\$330</b>
<b>DRP-148AP</b>	14-8 adapter plates	<b>\$330</b>
<b>DRP-1410AP</b>	14-10 adapter plates	<b>\$330</b>
<b>AS000-B2G-004I</b>	Telescoping cover - Per individual 12 x 20 well (8100-EFP & N8700-D Series only)	<b>\$704</b>
<b>AS265-AXE-0000</b>	Additional 2" x 20.88" adapter bars	<b>\$50</b>
<b>AS243-ALS-003E</b>	Additional .88" x 20.75" adapter bars	<b>\$40</b>
<b>AS243-ALS-0032</b>	Additional .88" x 12.75" adapter bars	<b>\$32</b>
<b>AS000-BMU-0030</b>	Perforated false bottom (N8118BP)	<b>\$923</b>
<b>AS000-BMU-003M</b>	Perforated false bottom (N8130BP)	<b>\$460</b>
<b>AS000-BMU-003N</b>	Perforated false bottom (N8143BP)	<b>\$647</b>

ACCESSORY	DESCRIPTION	LIST PRICE
<b>AS000-B7G-0030</b>	Fan assist package accessory	<b>\$396</b>
<b>AS000-BMU-0031</b>	Perforated false bottom (N8669P)	<b>\$1,110</b>
<b>AS000-BMU-0032</b>	Perforated false bottom (N8681P)	<b>\$1,297</b>
—	Fan assist package (cold units)	<b>\$526</b>
<b>DRP-COMP</b>	Relocate compressor (N8100B series)	<b>\$1,068</b>
<b>DRP-RMT</b>	Remote N8100BP, 8100-EFP, N8200P, N8200GP series (specify refrigerant)* Excludes N8100-FA Series	<b>- \$514</b>
—	Three-phase electrical system (N8600P & N8700 Series only)	<b>\$932</b>
<b>AS000-473-003W</b>	Remote toggle switch assembly (shipped loose) for N8100B, N8200, N8200G	<b>\$504</b>
<b>DRP-DROMIT</b>	Omit drains N8700-D & N8700-DESP models	<b>- \$50</b>
<b>000-504-0030</b>	Autofill kit (ship loose) for N8600P and N8800	<b>\$851</b>
<b>000-504-0031</b>	Autofill kit (ship loose) for N8700	<b>\$863</b>
<b>1007</b>	Flat kinked flange in lieu of standard flange	<b>\$10/LINEAR INCH</b>
<b>1007A</b>	Flat kinked flange (14 gauge required in lieu of gasketed flange)	<b>\$20/INCH</b>
<b>1007B</b>	Flange modified to be sloped 1.5" (3 degree) max slope	<b>\$20/INCH</b>
<b>1007C</b>	Custom sized flange	<b>\$1,111</b>
<b>1007D</b>	Brass drain	<b>\$320</b>
<b>AS000-BMU-0033</b>	Ball valve assembly (shipped loose) for 8100-FA, N8100BP, N8000, N8000NP & N8100NP	<b>\$88</b>
<b>AS3547487</b>	Gate valve assembly (shipped loose) for N8600P & N8800	<b>\$88</b>
<b>AS000-BMU-0034</b>	Ball Valve Assembly (shipped loose) for N8600P & N8800	<b>\$116</b>

**SALD**  
Lettuce and Vegetable Spin Drier



## VEGETABLE AND LETTUCE SPIN DRIER

### SALD-1 — LETTUCE AND VEGETABLE SPIN DRIER



SALD-1

- Body is 18-gauge stainless steel
- Legs are 1" diameter 16-gauge stainless steel tubing
- (3) 4.00" diameter polyurethane locking stem casters
- Outer lid is 18-gauge stainless steel
- Inner liner is perforated durable polyethylene plastic
- Water-tight motor and controls are mounted on the bottom of the unit
- 6' cord and plug supplied
- Unit standard with 1" OD drain and 6ft hose with hose clamp for draining
- Adjustable ON/OFF timer for drying times up to 5 minutes
- Lid and cover storing hooks come standard
- SALD-1 can not be shipped via UPS
- One year parts and labor standard warranty. Additional warranties available

MODEL	L	D	H	INNER LINER CAPACITY	INNER CAPACITY	LINER DEPTH	AMPS	H.P.	VOLTS/HZ	NEMA PLUG	SHIP WEIGHT	FREIGHT CLASS	LIST PRICE
SALAD ACE LETTUCE AND VEGETABLE SPIN DRIER													
SALD-1	27"	27"	32.5"	20 gal.	15.62"	16.87"	2.7	1/6	115v/60Hz	5-15P	70	85	\$5,397

### ACCESSORIES

PART #	DESCRIPTION	LIST PRICE
AS6230116	Extra polyurethane liner and inner lid — ships loose	\$400

**CAB2**

Mobile Enclosed Two Stack Dish  
Dispensers

**CAB3**

Mobile Enclosed Three Stack Dish  
Dispensers

**CAB4**

Mobile Enclosed Four Stack Dish  
Dispensers

**CT**

Mobile Cantilever Tray and Rack  
Dispensers

**T/T2**

Mobile Enclosed Tray and Rack Dispensers

**TT/TT2**

Mobile Open Frame and Rack Dispensers

**UTS/UTSP**

Utility Carts



## CAB2 — MOBILE ENCLOSED TWO STACK DISH DISPENSERS



CAB2

## CABINET

- Cabinet top to be 16-gauge stainless steel, welded, polished and reinforced
- Outer body and corners to be 20-gauge stainless steel
- Non-marring gray corner bumpers
- (4) 4.00" diameter polyolefin swivel casters (all locking)

## DISPENSERS

- Top flange and bottom brace to be 18-gauge stainless steel
- Vertical side channels 22-gauge stainless steel
- Flange, channels and bottom to be integrally welded
- Spring supports to be 14-gauge stainless steel
- Carrier head made of welded rods with a removable 18-gauge top plate
- Self-leveling mechanism, field adjustable by adding or removing springs
- High impact plastic guide posts mounted to flange

## ET/QT

- 9' cord and plug supplied
- Convection heating module and fan motor per dispenser
- Outer 22-gauge stainless steel jacket around dispenser
- Air intake shall be filtered
- On/off switch on each dispenser
- Each dispenser to have an adjustable thermostat
- QT- each dispenser shall have a stainless steel cover
- ET- Maintains temperatures between 120-140°F (49-60°C)
- QT- Maintains temperatures between 150-170°F (66-77°C)
- One year parts and labor standard warranty.
- Additional warranties available

LAMINATE & FIBERGLASS  
PRICING CHARTMUST SPECIFY COLOR  
SELECTION ON ORDER.

MODEL	FIBERGLASS PANEL PRICE
CAB2-500	\$627
CAB2-575	\$627
CAB2-650	\$627
CAB2-725	\$627
CAB2-813	\$648
CAB2-913	\$648
CAB2-1013	\$648
CAB2-1200	\$648
CAB2-1450	\$703

MODEL	LAMINATE PANEL PRICE
LAMINATE-500	\$651
LAMINATE-575	\$651
LAMINATE-650	\$651
LAMINATE-725	\$651
LAMINATE-813	\$673
LAMINATE-913	\$673
LAMINATE-1013	\$673
LAMINATE-1200	\$673
LAMINATE-1450	\$730

For a complete list of fiberglass colors, contact Delfield or visit the website at [www.delfield.com](http://www.delfield.com).


MODEL	L	D	H	DISH DIAMETER*	AMP	WATTS	VOLTS	NEMA PLUG	SHIP WEIGHT	FREIGHT CLASS	LIST PRICE
MOBILE ENCLOSED TWO-STACK DISH DISPENSERS WITH UNHEATED DISPENSERS											
CAB2-500	28.25"	17"	36"	3"-5"	N/A	N/A	N/A	N/A	125	100	\$3,467
CAB2-575	28.25"	17"	36"	5"-5.75"	N/A	N/A	N/A	N/A	125	100	\$3,610
CAB2-650	28.25"	17"	36"	5.75"-6.5"	N/A	N/A	N/A	N/A	127	100	\$3,779
CAB2-725	28.25"	17"	36"	6.5"-7.25"	N/A	N/A	N/A	N/A	130	100	\$3,889
CAB2-813	28.25"	17"	36"	7.25"-8.12"	N/A	N/A	N/A	N/A	132	100	\$4,004
CAB2-913	28.25"	17"	36"	8.12"-9.12"	N/A	N/A	N/A	N/A	135	100	\$4,360
CAB2-1013	28.25"	17"	36"	9.12"-10.12"	N/A	N/A	N/A	N/A	142	100	\$4,480
CAB2-1200	37"	19"	36"	10.12"-12"	N/A	N/A	N/A	N/A	160	100	\$5,066
CAB2-1450	42"	21.5"	36"	12"-14.5"	N/A	N/A	N/A	N/A	176	100	\$6,012

MOBILE ENCLOSED TWO-STACK DISH DISPENSERS WITH EVEN TEMP HEATED DISPENSERS											
CAB2-500ET	28.25"	17"	36"	3"-5"	11	800	120	5-20P	144	125	\$5,215
CAB2-575ET	28.25"	17"	36"	5"-5.75"	11	800	120	5-20P	146	125	\$5,338
CAB2-650ET	28.25"	17"	36"	5.75"-6.5"	11	800	120	5-20P	148	125	\$5,721
CAB2-725ET	28.25"	17"	36"	6.5"-7.25"	11	800	120	5-20P	152	125	\$5,395
CAB2-813ET	32.25"	17"	36"	7.25"-8.12"	11	1400	120	5-20P	160	125	\$5,737
CAB2-913ET	32.25"	17"	36"	8.12"-9.12"	11	1400	120	5-20P	168	125	\$6,080
CAB2-1013ET	32.25"	17"	36"	9.12"-10.12"	11	1400	120	5-20P	171	125	\$6,224
CAB2-1200ET	37"	19"	36"	10.12"-12"	11	1400	120	5-20P	192	125	\$7,114
CAB2-1450ET	42"	21.5"	36"	12"-14.5"	11	1400	120	5-20P	201	125	\$7,466

MOBILE ENCLOSED TWO-STACK DISH DISPENSERS WITH QUICK TEMP HEATED DISPENSERS											
CAB2-813QT	32.25"	17"	36"	7.25"-8.12"	11	1400	120	5-20P	161	125	\$6,605
CAB2-913QT	32.25"	17"	36"	8.12"-9.12"	11	1400	120	5-20P	166	125	\$6,658
CAB2-1013QT	32.25"	17"	36"	9.12"-10.12"	11	1400	120	5-20P	169	125	\$6,920
CAB2-1200QT	37"	19"	36"	10.12"-12"	11	1400	120	5-20P	186	125	\$7,980
CAB2-1450QT	42"	21.5"	36"	12"-14.5"	11	1400	120	5-20P	201	125	\$8,635

Mobile Dispensing Equipment accessories and modifications can be found on page 96. | NOTE: Non-Marring Rods reduces allowable dish diameter by 1.25". Non-Marring Rods factory recommended for DIS-1200 with plate diameter of 10.13" - 10.75" and DIS-1450 with plate diameter of 12" - 13.25". Please consult with factory to confirm operational fit.

## CAB3 — MOBILE ENCLOSED THREE STACK DISH DISPENSERS



**CAB3-575  
WITH OPTIONAL  
WRAP-AROUND  
BUMPERS**

## CABINET

- Cabinet top to be 16-gauge stainless steel, welded, polished and reinforced
- Outer body and corners to be 20-gauge stainless steel
- Non-marring gray corner bumpers
- (4) 4.00" diameter polyolefin swivel casters (all locking)

## DISPENSERS

- Top flange and bottom brace to be 18-gauge stainless steel
- Vertical side channels 22-gauge stainless steel
- Flange, channels and bottom to be integrally welded
- Spring supports to be 14-gauge stainless steel
- Carrier head made of welded rods with a removable 18-gauge top plate
- Self-leveling mechanism, field adjustable by adding or removing springs
- High impact plastic guide posts mounted to flange

## ET/QT

- 9' cord and plug supplied
  - Convection heating module and fan motor per dispenser
  - Outer 22-gauge stainless steel jacket around dispenser
  - Air intake shall be filtered
  - On/off switch on each dispenser
  - Each dispenser to have an adjustable thermostat
  - QT- each dispenser shall have a stainless steel cover
  - ET- Maintains temperatures between 120-140°F (49-60°C)
  - QT- Maintains temperatures between 150-170°F (66-77°C)
  - One year parts and labor standard warranty.
- Additional warranties available

LAMINATE & FIBERGLASS  
PRICING CHART

MUST SPECIFY COLOR  
SELECTION ON ORDER.

MODEL	FIBERGLASS PANEL PRICE
CAB3-500	\$627
CAB3-575	\$627
CAB3-650	\$627
CAB3-725	\$627
CAB3-813	\$648
CAB3-913	\$648
CAB3-1013	\$648
CAB3-1200	\$648
CAB3-1450	\$703

MODEL	LAMINATE PANEL PRICE
LAMINATE-500	\$651
LAMINATE-575	\$651
LAMINATE-650	\$651
LAMINATE-725	\$651
LAMINATE-813	\$673
LAMINATE-913	\$673
LAMINATE-1013	\$673
LAMINATE-1200	\$673
LAMINATE-1450	\$730

For a complete list of fiberglass colors, contact Delfield or visit the website at [www.delfield.com](http://www.delfield.com).

MODEL	L	D	H	DISH DIAMETER*	AMP	WATTS	VOLTS	NEMA PLUG	SHIP WEIGHT	FREIGHT CLASS	LIST PRICE
MOBILE ENCLOSED THREE-STACK DISH DISPENSERS WITH UNHEATED DISPENSERS											
CAB3-500	41.25"	17"	36"	3"-5"	N/A	N/A	N/A	N/A	173	100	\$4,466
CAB3-575	41.25"	17"	36"	5"-5.75"	N/A	N/A	N/A	N/A	176	100	\$4,618
CAB3-650	41.25"	17"	36"	5.75"-6.5"	N/A	N/A	N/A	N/A	177	100	\$4,176
CAB3-725	41.25"	17"	36"	6.5"-7.25"	N/A	N/A	N/A	N/A	179	100	\$5,301
CAB3-813	47.25"	17"	36"	7.25"-8.12"	N/A	N/A	N/A	N/A	190	100	\$5,610
CAB3-913	47.25"	17"	36"	8.12"-9.12"	N/A	N/A	N/A	N/A	193	100	\$5,447
CAB3-1013	47.25"	17"	36"	9.12"-10.12"	N/A	N/A	N/A	N/A	196	100	\$5,902
CAB3-1200	53.25"	19"	36"	10.12"-12"	N/A	N/A	N/A	N/A	212	100	\$7,108
CAB3-1450	62"	21.5"	36"	12"-14.5"	N/A	N/A	N/A	N/A	229	100	\$7,925

MOBILE ENCLOSED THREE-STACK DISH DISPENSERS WITH EVEN TEMP HEATED DISPENSERS											
CAB3-500ET	41.25"	17"	36"	3"-5"	10.6	1200	208	6-20P	207	125	\$6,949
CAB3-575ET	41.25"	17"	36"	5"-5.75"	10.6	1200	208	6-20P	210	125	\$7,087
CAB3-650ET	41.25"	17"	36"	5.75"-6.5"	10.6	1200	208	6-20P	213	125	\$7,831
CAB3-725ET	41.25"	17"	36"	6.5"-7.25"	10.6	1200	208	6-20P	219	125	\$7,865
CAB3-813ET	47.25"	17"	36"	7.25"-8.12"	10.6	2100	208	6-20P	233	125	\$8,154
CAB3-913ET	47.25"	17"	36"	8.12"-9.12"	10.6	2100	208	6-20P	239	125	\$8,429
CAB3-1013ET	47.25"	17"	36"	9.12"-10.12"	10.6	2100	208	6-20P	245	125	\$8,642
CAB3-1200ET	53.25"	19"	36"	10.12"-12"	10.6	2100	208	6-20P	262	125	\$9,325
CAB3-1450ET	62"	21.5"	36"	12"-14.5"	10.6	2100	208	6-20P	277	125	\$10,520

MOBILE ENCLOSED THREE-STACK DISH DISPENSERS WITH QUICK TEMP HEATED DISPENSERS											
CAB3-813QT	47.25"	17"	36"	7.25"-8.12"	10.6	2100	208	6-20P	243	125	\$9,150
CAB3-913QT	47.25"	17"	36"	8.12"-9.12"	10.6	2100	208	6-20P	249	125	\$9,698
CAB3-1013QT	47.25"	17"	36"	9.12"-10.12"	10.6	2100	208	6-20P	255	125	\$10,390
CAB3-1200QT	53.25"	19"	36"	10.12"-12"	10.6	2100	208	6-20P	272	125	\$10,981
CAB3-1450QT	62"	21.5"	36"	12"-14.5"	10.6	2100	208	6-20P	287	125	\$11,531

Mobile Dispensing Equipment accessories and modifications can be found on page 96. | NOTE: Non-Marring Rods reduces allowable dish diameter by 1.25". Non-Marring Rods factory recommended for DIS-1200 with plate diameter of 10.13" - 10.75" and DIS-1450 with plate diameter of 12" - 13.25". Please consult with factory to confirm operational fit.

## CAB4 — MOBILE ENCLOSED FOUR STACK DISH DISPENSERS



CAB4-813

## CABINET

- Cabinet top to be 16-gauge stainless steel, welded, polished and reinforced
- Outer body and corners to be 20-gauge stainless steel
- Non-marring gray corner bumpers
- (4) 4.00" diameter polyolefin swivel casters (all locking)

## DISPENSERS

- Top flange and bottom brace to be 18-gauge stainless steel
- Vertical side channels 22-gauge stainless steel
- Flange, channels and bottom to be integrally welded
- Spring supports to be 14-gauge stainless steel
- Carrier head made of welded rods with a removable 18-gauge top plate
- Self-leveling mechanism, field adjustable by adding or removing springs
- High impact plastic guide posts mounted to flange

## ET/QT

- 9' cord and plug supplied
- Convection heating module and fan motor per dispenser
- Outer 22-gauge stainless steel jacket around dispenser
- Air intake shall be filtered
- On/off switch on each dispenser
- Each dispenser to have an adjustable thermostat
- QT- Each dispenser shall have a stainless steel cover
- ET- Maintains temperatures between 120-140°F (49-60°C)
- QT- Maintains temperatures between 150-170°F (66-77°C)
- One year parts and labor standard warranty.
- Additional warranties available

LAMINATE & FIBERGLASS  
PRICING CHARTMUST SPECIFY COLOR  
SELECTION ON ORDER.

MODEL	FIBERGLASS PANEL PRICE
CAB4-500	\$627
CAB4-575	\$627
CAB4-650	\$627
CAB4-725	\$627
CAB4-813	\$648
CAB4-913	\$648
CAB4-1013	\$648
CAB4-1200	\$648
CAB4-1450	\$703

MODEL	LAMINATE PANEL PRICE
LAMINATE-500	\$651
LAMINATE-575	\$651
LAMINATE-650	\$651
LAMINATE-725	\$651
LAMINATE-813	\$673
LAMINATE-913	\$673
LAMINATE-1013	\$673
LAMINATE-1200	\$673
LAMINATE-1450	\$730

For a complete list of fiberglass colors, contact Delfield or visit the website at [www.delfield.com](http://www.delfield.com).

MODEL	L	D	H	DISH DIAMETER*	AMP	WATTS	VOLTS	NEMA PLUG	SHIP WEIGHT	FREIGHT CLASS	LIST PRICE
MOBILE ENCLOSED FOUR-STACK DISH DISPENSERS WITH UNHEATED DISPENSERS											
CAB4-500	27"	27"	36"	3"-5"	N/A	N/A	N/A	N/A	181	100	\$5,798
CAB4-575	27"	27"	36"	5"-5.75"	N/A	N/A	N/A	N/A	185	100	\$6,119
CAB4-650	27"	27"	36"	5.75"-6.5"	N/A	N/A	N/A	N/A	186	100	\$6,322
CAB4-725	27"	27"	36"	6.5"-7.25"	N/A	N/A	N/A	N/A	189	100	\$6,499
CAB4-813	32.25"	32.25"	36"	7.25"-8.12"	N/A	N/A	N/A	N/A	213	100	\$7,153
CAB4-913	32.25"	32.25"	36"	8.12"-9.12"	N/A	N/A	N/A	N/A	217	100	\$7,618
CAB4-1013	32.25"	32.25"	36"	9.12"-10.12"	N/A	N/A	N/A	N/A	221	100	\$8,008
CAB4-1200	36"	36"	36"	10.12"-12"	N/A	N/A	N/A	N/A	240	100	\$9,661
CAB4-1450	42"	42"	36"	12"-14.5"	N/A	N/A	N/A	N/A	263	100	\$12,107

MOBILE ENCLOSED FOUR-STACK DISH DISPENSERS WITH EVEN TEMP HEATED DISPENSERS											
CAB4-500ET	27"	27"	36"	3"-5"	14.2	1600	208	6-20P	226	125	\$8,131
CAB4-575ET	27"	27"	36"	5"-5.75"	14.2	1600	208	6-20P	230	125	\$9,184
CAB4-650ET	27"	27"	36"	5.75"-6.5"	14.2	1600	208	6-20P	234	125	\$9,721
CAB4-725ET	27"	27"	36"	6.5"-7.25"	14.2	1600	208	6-20P	242	125	\$10,119
CAB4-813ET	32.25"	32.25"	36"	7.25"-8.12"	14.2	2800	208	6-20P	270	125	\$10,765
CAB4-913ET	32.25"	32.25"	36"	8.12"-9.12"	14.2	2800	208	6-20P	278	125	\$11,160
CAB4-1013ET	32.25"	32.25"	36"	9.12"-10.12"	14.2	2800	208	6-20P	286	125	\$11,588
CAB4-1200ET	36"	36"	36"	10.12"-12"	14.2	2800	208	6-20P	313	125	\$12,841
CAB4-1450ET	42"	42"	36"	12"-14.5"	14.2	2800	208	6-20P	337	125	\$13,542

MOBILE ENCLOSED FOUR-STACK DISH DISPENSERS WITH QUICK TEMP HEATED DISPENSERS											
CAB4-813QT	32.25"	32.25"	36"	7.25"-8.12"	14.2	2800	208	6-20P	290	125	\$11,926
CAB4-913QT	32.25"	32.25"	36"	8.12"-9.12"	14.2	2800	208	6-20P	298	125	\$12,357
CAB4-1013QT	32.25"	32.25"	36"	9.12"-10.1"	14.2	2800	208	6-20P	306	125	\$12,791
CAB4-1200QT	36"	36"	36"	10.12"-12"	14.2	2800	208	6-20P	333	125	\$14,076
CAB4-1450QT	42"	42"	36"	12"-14.5"	14.2	2800	208	6-20P	351	125	\$14,848

Mobile Dispensing Equipment accessories and modifications can be found on page 96. | NOTE: Non-Marring Rods reduces allowable dish diameter by 1.25". Non-Marring Rods factory recommended for DIS-1200 with plate diameter of 10.13" - 10.75" and DIS-1450 with plate diameter of 12" - 13.25". Please consult with factory to confirm operational fit.

## MOBILE DISPENSING EQUIPMENT

### CT — MOBILE CANTILEVER TRAY AND RACK DISPENSERS



CT-1826

- Elevating mechanism cabinet to be 14-gauge stainless steel
- Base to be 14-gauge stainless steel, reinforced with 14-gauge stainless steel support channels
- (4) 4.00" diameter polyolefin swivel casters (all locking)
- Non-marring gray corner bumpers
- Dispenser platform carrier to be 16-gauge stainless steel and mounted on two stainless steel cantilever arms
- Self-leveling mechanisms shall be adjustable by adding or removing stainless steel extension springs located behind removable panel
- One year parts and labor standard warranty. Additional warranties available


MODEL	L	D	H	MAXIMUM TRAY SIZE	SHIP WEIGHT	FREIGHT CLASS	LIST PRICE
MOBILE CANTILEVER TRAY AND RACK DISPENSERS							
CT-1216	13"	22"	37"	12" x 16"	106	100	\$4,598
CT-1221	13"	27.88"	37"	12" x 21"	132	100	\$4,488
CT-1418	15"	27.88"	37"	14" x 18"	145	100	\$4,690
CT-1422	15"	27.88"	37"	14" x 22"	145	100	\$4,730
CT-1622	17.25"	27.88"	37"	16" x 22"	159	100	\$4,832
CT-1826	21"	31.75"	37"	18" x 26"	165	100	\$4,971
CT-2020	21"	27.88"	37"	20" x 21"	168	100	\$4,971

Mobile Dispensing Equipment accessories and modifications can be found on page 96.

## T AND T2 — MOBILE ENCLOSED TRAY AND RACK DISPENSERS



T-1418

INTERIOR VIEW OF  
T-1418

## T SERIES ONLY

- Cabinet top to be 16-gauge stainless steel, welded, polished and reinforced
- Cabinet sides to be 20-gauge stainless steel
- Cabinet bottom to be 14-gauge galvanized steel
- (4) 4.00" polyolefin swivel casters (all locking)
- Dispenser platform carrier shall be 18-gauge stainless steel and removable for cleaning
- Non-marking corner gray bumpers
- Self-leveling mechanisms shall be adjustable by adding and removing stainless steel extension springs located inside the elevator housing
- One year parts and labor standard warranty. Additional warranties available

## T/T2-H SERIES ONLY

- Heated dispenser has a stainless steel liner and 2.00" of fiberglass insulation
- On/off switch and 9' cord and plug standard
- Dispenser is heated with convection heated modules
- Air intake is standard with filter
- Adjustable thermostat
- Temperatures between 150-170° F. (66-77°C)
- One year parts and labor standard warranty. Additional warranties available

**LAMINATE & FIBERGLASS  
PRICING CHART**  
 MUST SPECIFY COLOR  
SELECTION ON ORDER.

MODEL	FIBERGLASS PANEL PRICE
T-1216	\$721
T-1221	\$721
T-1422	\$762
T-1622	\$762
T-1826	\$762
ALL T2'S	\$781
ALL T-H'S	\$666

MODEL	LAMINATE PANEL PRICE
T-1216	\$550
T-1221	\$550
T-1422	\$587
T-1622	\$587
T-1826	\$587
ALL T2'S	\$600
ALL T-H'S	\$589

For a complete list of fiberglass colors, contact Delfield or visit the website at [www.delfield.com](http://www.delfield.com).

MODEL	L	D	H	MAXIMUM TRAY SIZE	AMP	VOLTS	NEMA PLUG	SHIP WEIGHT	FREIGHT CLASS	LIST PRICE
-------	---	---	---	----------------------	-----	-------	--------------	----------------	------------------	---------------

## MOBILE ENCLOSED TRAY AND RACK DISPENSERS

CT-1216	22.75"	20.12"	36"	12"x16"	NA	NA	NA	153	100	\$4,598
CT-1221	27.75"	20.12"	36"	12"x21"	NA	NA	NA	162	100	\$4,488
CT-1418	28.75"	22.12"	36"	14"x22"	NA	NA	NA	162	100	\$4,690
CT-1422	28.75"	22.12"	36"	14"x22"	NA	NA	NA	162	100	\$4,730
CT-1622	28.75"	24.12"	36"	16"x22"	NA	NA	NA	177	100	\$4,832
CT-1826	32.75"	26.12"	36"	18"x26"	NA	NA	NA	210	100	\$4,971

## TWO STACK, MOBILE ENCLOSED TRAY AND RACK DISPENSERS

T2-1216	32.75"	24.12"	36"	12"x16"	NA	NA	NA	177	100	\$6,355
T2-1221	32.75"	29.12"	36"	12"x21"	NA	NA	NA	185	100	\$6,355

## HEATED MOBILE ENCLOSED TRAY AND RACK DISPENSERS

T-1221H	27.75"	20.12"	36"	12"x21"	6.34	120	5-15P	127	125	\$8,484
T-1418H	24.75"	22.12"	36"	14"x18"	6.34	120	5-15P	155	125	\$8,603
T-1422H	28.75"	22.12"	36"	14"x22"	6.34	120	5-20P	155	125	\$9,033
T-1826H	32.75"	26.12"	36"	18"x26"	12.7	120	5-20P	195	125	\$9,096
T-2020H	27.75"	28.12"	36"	20"x21"	12.7	120	5-20P	185	125	\$8,603

## TWO STACK, HEATED MOBILE ENCLOSED TRAY AND RACK DISPENSERS

T2-1221H	32.75"	29.12"	36"	12"x21"	12.7	120	5-20P	185	125	\$9,096
----------	--------	--------	-----	---------	------	-----	-------	-----	-----	---------

Mobile Dispensing Equipment accessories and modifications can be found on page 96.

## MOBILE DISPENSING EQUIPMENT

### TT AND TT2 — MOBILE OPEN FRAME TRAY AND RACK DISPENSERS | UTS, UTSP - UTILITY CARTS



TT-1422



TT2-1418

- Tubing and base to be 16-gauge stainless steel
- Tubing and base to be integrally welded
- Base to be reinforced with 14-gauge stainless steel angles
- Non-marring gray corner bumpers
- (4) 4.00" diameter polyurethane swivel casters (all locking)
- Dispenser platform carrier shall be 18-gauge stainless steel
- Self-leveling mechanisms shall be adjustable by adding and removing stainless steel extension springs located inside the elevator housing
- Each dispenser section holds 50-60 trays (varies per tray)
- One year parts and labor standard warranty. Additional warranties available

MODEL	L	D	H	MAXIMUM TRAY SIZE	SHIP WEIGHT	FREIGHT CLASS	LIST PRICE
MOBILE OPEN FRAME TRAY AND RACK DISPENSERS							
TT-1014	21.25"	15.25"	37.75"	11" x 15"	102	100	\$3,681
TT-1216	18.25"	20.75"	37.75"	12" x 16"	102	100	\$3,765
TT-1221	18.25"	25.75"	37.75"	12" x 21"	105	100	\$3,857
TT-1418	20.25"	22.75"	37.75"	14" x 18"	102	100	\$3,857
TT-1422	20.25"	26.75"	37.75"	14" x 22"	105	100	\$3,972
TT-1622	22.25"	26.75"	37.75"	16" x 22"	106	100	\$3,974
TT-2020	26.25"	25.75"	37.75"	20" x 21"	111	100	\$4,139
TWO STACK, MOBILE OPEN FRAME TRAY AND RACK DISPENSERS							
TT2-1014	21.25"	26.75"	37.75"	11" x 15"	113	100	\$4,553
TT2-1216	36.5"	20.75"	37.75"	12" x 16"	165	100	\$5,490
TT2-1221	36.5"	25.75"	37.75"	12" x 21"	163	100	\$5,028
TT2-1418	40.5"	22.75"	37.75"	14" x 18"	165	100	\$5,330
TT2-1422	40.5"	26.75"	37.75"	14" x 22"	163	100	\$5,330
TT2-1622	44.5"	26.75"	37.75"	16" x 22"	170	100	\$5,611
TT2-1826	48.5"	30.75"	37.75"	18" x 26"	179	100	\$5,887
TT2-2020	52.5"	25.75"	37.75"	20" x 21"	179	100	\$5,888

Mobile Dispensing Equipment accessories and modifications can be found on page 96.

#### UT SERIES ONLY

- Silverware bin to have (10) holes made of stainless steel
- Plastic silverware cylinders provided standard

#### UTSP SERIES ONLY

- Silverware bin to accommodate ¼ size pans (provided) made of stainless steel
- UTSP-1 holds (4) pans and UTSP-2 holds (8) pans

#### ALL UNITS

- Tray shelves to be one piece molded fiberglass
- Tray shelves to be 14-gauge stainless steel on SS models only
- Color selection required on non-SS models with fiberglass tray. Contact Delfield for a Shelleyglas color chart or visit [www.delfield.com](http://www.delfield.com)
- (4) 4.00" diameter polyolefin swivel casters (all locking)
- Non-marring vinyl sleeve bumper at each corner
- Vertical upper 1.00" diameter 16-gauge tubing frame and tubing bottom to be integrally welded
- One year parts and labor standard warranty. Additional warranties available

MODEL	L	D	H	SHIP WEIGHT	FREIGHT CLASS	LIST PRICE
TRAY AND SILVERWARE CARTS AND STARTER OVERSHELVES						
UTS-1	35.25"	23.37"	46.69"	120	100	\$3,409
UTS-1SS	35.25"	23.37"	46.69"	120	100	\$3,352
UTSP-1	35.25"	23.37"	46.69"	125	100	\$3,671
UTSP-1SS	35.25"	23.37"	46.69"	130	100	\$3,696
UTSP-2	35.25"	23.37"	46.69"	140	100	\$4,846
UTSP-2SS	35.25"	23.37"	60.62"	145	100	\$4,511

## MOBILE DISPENSING EQUIPMENT ACCESSORIES

ACCESSORY	DESCRIPTION	LIST PRICE
<b>T AND T2 SERIES</b>		
<b>SHM-WRPBUMP</b>	Wrap-around bumpers (adds 1.75" to length and depth)	<b>\$551</b>
—	Flange-mount feet in lieu of standard polyolefin casters	<b>\$272</b>
—	One pair napkin dispensers	<b>\$380</b>
<b>TT-6</b>	Six (6) hole silverware bin	<b>\$811</b>
<b>TT-8</b>	Eight (8) hole silverware bin	<b>\$1,148</b>
<b>TT-10</b>	Ten (10) hole silverware bin	<b>\$1,331</b>
—	Additional plastic silverware cylinder (each)	<b>\$40</b>
—	Additional stainless steel silverware cylinder (each)	<b>\$97</b>
—	Stainless steel silverware cylinder in lieu of standard plastic cylinder (each)	<b>\$63</b>
—	Special heights add	<b>ADD 10%</b>
<b>T-PDC</b>	Plastic dust cover	<b>\$635</b>

<b>UTS, UTSP</b>		
—	Rolling bumpers (adds 2.5" to length & depth)	<b>\$167</b>
<b>UTS-ND</b>	One pair napkin dispensers (UTS & UTS-SS only)	<b>\$407</b>
<b>6230022</b>	Additional plastic silverware cylinder (UTS & UTS-SS only)	<b>\$40</b>
<b>3234052</b>	Additional stainless steel silverware cylinder (UTS & UTS-SS only)	<b>\$97</b>
<b>502D</b>	Stainless steel silverware cylinder in lieu of standard plastic cylinder (UTS & UTS-SS only)	<b>\$63</b>
<b>TT-6</b>	Six (6) hole silverware bin	<b>\$811</b>
<b>TT-8</b>	Eight (8) hole silverware bin	<b>\$1,148</b>
<b>TT-10</b>	Ten (10) hole silverware bin	<b>\$1,331</b>

<b>CAB2, CAB3, AND CAB4 SERIES</b>		
—	12" diameter stainless steel dish dispenser tray (-1200 and -1450 models only)	<b>\$66</b>
—	Non-marring rods for oval dishes and diameter adjustment (-813 through -1450 only) per dispenser installation reduces dispenser diameter by 1.25"	<b>\$512</b>
—	Stainless steel tube cover (-500 thru -725-ET and non-heated models)	<b>\$406</b>
—	Stainless steel dome cover (-813 through -1450 models non-heated models; standard on -QT models; each)	<b>\$550</b>
—	Hold-down rod for dispenser tubes	<b>\$126</b>
<b>CAB-WRPBUMP</b>	Wrap-around bumpers (-500 through -1200 only; adds 1.75" to length and depth)	<b>\$552</b>
<b>CAB1450-WRPBUMP</b>	Wrap-around bumpers (-1450 only; adds 1.75" to length and depth)	<b>\$709</b>
<b>CAB-CASTER4</b>	Four 4" diameter polyurethane casters (four locking) in lieu of standard casters	<b>\$677</b>
—	Four 5" diameter polyurethane casters (four locking) in lieu of standard casters	<b>\$740</b>
<b>CAB-FF</b>	Flange-mount feet in lieu of standard casters	<b>\$318</b>
—	Shorten dispenser tubes to special length	<b>ADD 10%</b>

ACCESSORY	DESCRIPTION	LIST PRICE
<b>CT SERIES</b>		
<b>SHM-WRPBUMP</b>	Wrap-around bumpers for CT models (adds 1.75" to length and depth)	<b>\$551</b>
—	Flange-mount feet in lieu of standard polyolefin casters (CT models)	<b>\$285</b>
—	Four 4" diameter heavy duty polyurethane casters (CT models)	<b>\$617</b>
—	Four 5" diameter heavy duty polyurethane casters (CT models)	<b>\$740</b>
—	One pair napkin dispensers (CT models)	<b>\$377</b>
<b>TT-6</b>	Six (6) hole silverware bin (CT models)	<b>\$751</b>
<b>TT-8</b>	Eight (8) hole silverware bin (CT models)	<b>\$1,064</b>
<b>TT-10</b>	Ten (10) hole silverware bin (CT models)	<b>\$1,234</b>
<b>502D</b>	Stainless steel silverware cylinder in lieu of standard plastic cylinder; CT models; (each)	<b>\$61</b>
—	Additional plastic silverware cylinder; CT models; (each)	<b>\$40</b>
—	Additional stainless steel silverware cylinder; CT models; (each)	<b>\$97</b>
<b>CT-PUSH</b>	Push handles (CT models)	<b>\$575</b>
—	Special heights (CT models)	<b>ADD 10%</b>

## DOMESTIC U.S. TERMS AND CONDITIONS

**1. PRICES** Unless otherwise specifically agreed, all prices are for material packed for domestic shipment and for delivery F.O.B. point of manufacture. Acceptance of your order is based on present costs, and the prices set forth herein are subject to increase by Seller at any time prior to delivery in respect to all or any portion of the material on order to the extent necessary to cover Seller's increased costs applicable thereto.

**2. DELIVERY** Shipping dates are approximate and based on prompt receipt of all necessary information. All risks of loss shall be on the Buyer from point of shipment. Buyer shall pay all transportation and delivery charges to final destination.

**3. DEFAULT** If Buyer shall fail or refuse to accept delivery of the equipment or parts ordered hereunder or should default in the performance of any of the terms, covenants and conditions of this agreement, Seller may retain the cash deposited or paid to it and/or equipment accepted by it on account of the sale price and apply the same toward payment of its damages.

**4. DELAYS** Seller shall not be liable for loss or damage due to delay in delivery, manufacture or installation resulting from any cause beyond Seller's reasonable control, including but not limited to, compliance with any regulation, orders or instructions of any federal, state or municipal government or any department or any agency thereof, acts of nature, acts or omissions of the Buyer, acts of civil or military authority, fires, strikes, factory shutdowns or alterations, embargoes, wars, riot, delays in transportation, or inability due to cause beyond the Seller's reasonable control to obtain necessary labor or materials from the Seller's usual sources; and any delays resulting from any such cause shall constitute cause for extending delivery dates and receipt of the goods shall constitute a waiver of all claims for damage. In no event shall Seller be liable for special or consequential damages.

**5. PAYMENT TERMS** The terms of sale herein are subject to credit approval and Seller may at any time prior to delivery modify the terms of payment originally specified to require payment in advance. Lacking credit approval, sales will be made on a cash with order, pro forma invoice or cash on delivery basis. All printed prices are quoted F.O.B. Factory, subject to terms as printed and subject to change without notice.

If the total selling price is not paid when due, buyer shall pay late charges equal to the highest lawful contract rate of interest not to exceed 1 1/2% per month computed from the due date on the unpaid balance of the total selling price.

**6. SPECIFICATIONS** Quantities and sizes are subject to variation in accordance with Seller's standard practices, tolerances and the requirements of the job where the equipment covered by this order is to be installed.

**7. INSTALLATION** If the order acknowledgment provides for installation, Seller's obligation to deliver the equipment and provide for its installation shall in no event commence until the premises are ready to receive the equipment, and such obligations shall be subject to all the other terms hereof. Costs and expenses to Seller or its contractor due to delays in installation caused by interference by other contractors working on the premises will be charged to Buyer. Installation costs stated in this order are estimated, cover only installation of the equipment specified herein, and do not cover any other costs, including, but not limited to, costs of electrical work, carpentry, plumbing, sweeping, mopping, dusting or general cleanup. Seller or its contractor shall not be responsible for removing or disposing of packing material, cartons, boxes or other containers housing the equipment.

**8. TAXES** The amount of taxes stated on the order, if any, is approximate only. Buyer is liable for the full amount of all taxes applicable to or as a result of a transaction, exclusive of franchise taxes and taxes measured by the net income of Seller. Buyer shall pay the amount of all such taxes at any time requested by Seller as if originally added to the price. If Seller pays the taxes, Buyer shall reimburse Seller therefor.

**9. INSURANCE** Buyer shall provide and maintain adequate insurance for the product delivered against loss or damages by fire or other causes during the time between delivery and final payment, in an amount fully protecting Seller, and loss or damage by fire or other causes within such period shall not relieve Buyer from its obligations under this contract. Buyer shall provide and maintain adequate liability and workmen's compensation insurance covering all workers who may assist in the erection of product delivered.

**10. CANCELLATION** Buyer may cancel its order, reduce quantities, revise specifications or extend schedules only by mutual agreement as to reasonable and proper cancellation charges which shall take into account expenses already incurred and commitments made by Seller, and Buyer shall indemnify Seller against any loss.

**11. STANDARD ONE-YEAR WARRANTY** The Delfield Company ("Delfield") warrants to the Original Purchaser of the Delfield product (herein called the "Unit") that such Unit, and all parts thereof, will be free from defects in material and workmanship under normal use and service for a period of one (1) year from the date of shipment of the Unit to the Original Purchaser or, if the Original Purchaser returns the warranty card completely filled out including the date of installation within thirty (30) days of receipt of the Unit, one (1) year from the date of installation. During this one year warranty period, Delfield will repair or replace any defective part or portion thereof returned to Delfield by the Original Purchaser which Delfield determines was defective due to faulty material or workmanship. The Original Purchaser will pay all labor, crating,

freight and related costs incurred in the removal of the Unit or defective component and shipment to Delfield, except that during a period of either 1 year from the date of shipment of the Unit to the Original Purchaser or, if the Original Purchaser returns the warranty card completely filled out including the date of installation within thirty (30) days of receipt of the Unit, 1 year from the date of installation Delfield will pay all related labor costs. Delfield will pay the return costs if the Unit or part thereof was defective.

The term "Original Purchaser" as used herein means that person, firm, association, or corporation for whom the Unit was originally installed.

This Warranty does not apply to any Unit or part thereof that has been subjected to misuse, neglect, alteration, or accident, such as accidental damage to the exterior finish; operated contrary to the recommendations specified by Delfield; or repaired or altered by anyone other than Delfield in any way so as to, in Delfield's sole judgment, affect its quality or efficiency. This Warranty does not apply to any Unit that has been moved from the location where it was originally installed. This Warranty also does not cover the refrigerator drier or the light bulbs used in the Unit. The warranty is subject to the user's normal maintenance and care responsibility as set forth in the Service and Installation Manual, such as cleaning the condenser coil, and is in lieu of all other obligations of Delfield. Delfield neither assumes, nor authorizes any other person to assume for Delfield, any other liability in connection with Delfield's products.

Removal or defacement of the original Serial Number or Model Number from any Unit shall be deemed to release Delfield from all obligations hereunder or any other obligations, express or implied.

Parts furnished by suppliers to Delfield are guaranteed by Delfield only to the extent of the original manufacturer's express warranty to Delfield. Failure of the Original Purchaser to receive such manufacturer's warranty shall in no way create any warranty, express or implied, or any other obligation or liability on Delfield's part in respect thereof.

If shipment of a replacement part is requested prior to the arrival in the Delfield factory of the part claimed to be defective, the Original Purchaser must accept delivery of the replacement part on a C.O.D. basis, with credit being issued after the part has been received and inspected at Delfield's plant and determined by Delfield to be within this Warranty.

Under no condition does this Warranty give the Original Purchaser the right to replace the defective Unit with a complete Unit of the same manufacturer or of another make. Unless authorized by Delfield in writing, this Warranty does not permit the replacement of any part, including the motor-compressor, to be made with the part of another make or manufacturer.

No claims can be made under this Warranty for spoilage of products for any reason, including system failure.

The installation contractor shall be responsible for building access, entrance and field conditions to insure sufficient clearance to allow any hood(s), vent(s) or Unit(s), if necessary, to be brought into the building; Delfield will not be responsible for structural changes or damages incurred during installation of the Unit or any exhaust system.

Delfield shall not be liable in any manner for any default or delay in performance hereunder caused by or resulting from any contingency beyond Delfield's control, including, but not limited to, war, governmental restrictions or restraints, strikes, lockouts, injunctions, fire, floods, acts of nature, short or reduced supply of raw materials, or discontinuance of the parts by the original part manufacturer.

Except as provided in any Additional Four Year Protection Plan, if applicable, and the Service Labor Contract, if applicable, the foregoing is exclusive and in lieu of all other warranties, whether written or oral, express or implied. This Warranty supersedes and excludes any prior oral or written representations or warranties. Delfield expressly disclaims any implied warranties of merchantability, fitness for a particular purpose or compliance with any law, treaty, rule or regulation relating to the discharge of substances into the environment. The sole and exclusive remedies of any person relating to the Unit, and the full liability of Delfield for any breach of this warranty, will be as provided in this warranty.

Other than this Delfield Standard One Year Limited Warranty, any applicable Delfield Additional Four Year Protection Plan or applicable Delfield Service Labor Contract, the Original Purchaser agrees and acknowledges that no other warranties are offered or provided in connection with or for the Unit or any part thereof.

In no event will Delfield be liable for special, incidental or consequential damages, or for damages in the nature of penalties.

**12. APPLICABLE LAW** Variation of Terms. The rights and obligations of Seller and Buyer under an order shall be governed by the laws of the state where accepted by Seller. No waiver, modification, or addition to any of the terms of this order shall be binding on Seller unless made in writing by The Delfield Company. The provisions of an order are intended by Buyer and Seller as a final expression of their agreement and are intended also as a complete and exclusive statement of all terms applicable to Buyer's order.

## ORDERING AND SHIPPING

NOTE: Possession of this price list does not necessarily constitute an offer to sell by The Delfield Company.

This Price Guide supersedes all other price lists. Although reasonable care has been taken to insure the accuracy of information in this Price Guide, Delfield cannot be held liable for any errors or omissions. Prices shown in this Price Guide are for standard Delfield models with standard electrical characteristics as described in sales and technical literature. All prices and specifications are subject to change without notice.

### PAYMENT TERMS

### SHIPPING CARRIER

Delfield reserves the right to ship merchandise via any responsible carrier available at the time equipment is ready for shipment. When carrier or shipping routing is designated by dealer, Delfield will attempt to comply. Delfield cannot be held responsible for carrier rate differences; this is beyond our control. Rate differences are entirely between carrier and purchaser.

### RMA – RETURNED PRODUCT POLICY

The following is the policy for Returns from the customer.

- 1 | All returned product must have an RMA number from Customer Service prior to sending the product back.
- 2 | The product must be standard product, still crated and within 90 days from date invoiced. Standard products are defined as product configurations that are saleable to the general market. Custom Products are product configurations that are unique to a specific customer and cannot be sold to other customers. Obsolete discontinued products cannot be returned.
- 3 | If return is approved for standard product, the standard restock charge is 30% or 20% if a replacement order is made.
- 4 | Custom product is non-returnable.
- 5 | Applicable freight charges and re-crating will be the customer's responsibility.
- 6 | RMA number must be clearly written on all shipping paperwork to factory/warehouse.
- 7 | RMA will be valid for 45 days from date of issue.

### CONCEALED DAMAGES

All of our crating conforms to general motor carrier specifications. If the container shows rough handling or visible damage, in order to minimize liability, a full inspection is necessary upon arrival. A notation must be placed on the freight bill and signed by the truck driver. Appearance of damage will necessitate removing the crate in the presence of the driver. Claims for damages must be filed at once by purchaser with the freight carrier.

### TAXES

Prices shown do not include federal, state or other existing taxes. Applicable taxes will be charged and added to the invoice unless an exemption certificate and tax identification number is received.

### STORAGE CHARGES

Our shipping commitment is determined in accordance with delivery requirements and our best ability to fabricate. If, after the equipment has been fabricated, the customer requests delay in shipment and warehousing is required, the following schedule will apply: 1) Any equipment held for shipment at the purchaser's request for a period of 30 days beyond the delivery date specified shall become immediately payable. 2) If equipment is held beyond 60 days after the delivery date specified, storage charges will be added.

### SANITATION CODES

If you are placing equipment into an area which has certain sanitation requirements other than N.S.F. standards, Delfield must be advised of these specifications in detail before fabrication of the equipment, in order that we may quote additional costs, if any. Failure to notify Delfield before fabrication releases us from any obligation to modify our standards without additional charges.

### ORDERS AND DRAWINGS

To assure prompt and correct fabrication, Delfield must have all necessary information on the original order. Do not overlook finishes, accessories, and other options needed for a finished installation.

Please check the following items when ordering:

- Are all model numbers correct?
- Are stainless steel or laminate finished ends required?
- Is the laminate pattern and/or color number included?
- Are extra utility outlets needed?
- Are overselves needed?
- Are end fillers and/or risers needed?
- Is a special refrigerant required?
- Are all specifications of equipment by others included?
- Are the electrical specifications correct?
- Are kick plates needed?
- Are special tops and backs needed for focal point operation?
- Is your shipping address complete, including zip code?
- Is special shipping required?
- Have you indicated the date required?

### SERVICE PARTS

All orders for service parts have a minimum charge. This policy may be modified by Delfield without notice. Prices shown for parts in this price list are for use when ordering an accessory with an original unit. Prices may vary when ordered separately from the Parts Department.

### WARRANTY

Warranty must be purchased at the time of sale only.

#### LIMITED EXTENDED WARRANTY COVERAGE

The purchase of a Limited Extended Warranty Contract extends the standard warranty coverage to the purchased period of time (from one to two years) from the date of installation, start-up, or demonstration, or 18 months from date of shipment, whichever comes first. Individual warranties may vary by model, part or application. Major components have labor extended an additional year with the purchase of an extended warranty, but not parts. Extended warranties are non-transferable. Only available in the 48 contiguous US states (Hawaii and Alaska are excluded).

\* An additional one (1) year Labor Warranty can be purchased for select pieces of equipment.

\* Extended Warranty must be purchased at the same time the equipment is purchased.

\* Extended Warranty has the same exclusions as stated in our standard warranty.

CODE	WARRANTY DESCRIPTION	NET PRICE
<b>DELFIELD US &amp; CANADA WARRANTY OPTIONS</b>		
<b>0460000</b>	WARRANTY, 1YR, SERVICE/LABOR	<b>\$471</b>
<b>0550000</b>	WARRANTY, 2YR, PARTS & LABOR (MTP)	<b>\$749</b>
<b>0550000C</b>	WARRANTY, 2YR, PARTS & LABOR (COV)	<b>\$589</b>
<b>0460003CN</b>	WARRANTY, 3YR, P/L, NO CHARGE (COV)	<b>\$0</b>
<b>W00003N</b>	WARRANTY, 1YR COMP, NO CHARGE (MTP)	<b>\$0</b>
<b>W00003AN</b>	WARRANTY, 5YR COMP, NO CHARGE (MTP)	<b>\$0</b>

## INDEX BY MODEL

200.....	75	GUR.....	17
300.....	75	KC.....	67
402P.....	27	KCFT-NU.....	64
403P.....	27	KCI.....	65
406P.....	25	KCS.....	68
406CAP.....	25	KCSC-BP.....	62
407P.....	25	KCSC-EFP.....	62
407CAP.....	25	KCTS.....	68
4400NP MEGA.....	31	KCU.....	66
4400NP SALAD.....	30	KH.....	61
8100-EFP.....	77	KHC-NU.....	61
18600BSTMP.....	27	KHCR-BP.....	63
18600BUCMP.....	27	LT.....	85
18600PDLP.....	34	N8000N.....	76
18600PTBMP.....	34	N8000-R.....	82
18600PTLP.....	34	N8100BP.....	76
ASMP.....	44	N8100-BRP.....	82
CAB2.....	90	N8100-FAP.....	77
CAB3.....	91	N8100NP.....	76
CAB4.....	92	N8200.....	78
CD.....	84	N8200G.....	78
CT.....	93	N8200-ST.....	78
CTP-NBP.....	34	N8600.....	79
CV5E.....	23	N8700.....	80
CV10E.....	23	N8700N.....	80
CV15E.....	23	N8700-R.....	82
CV15E-2.....	23	N8800.....	79
D4400NP-M.....	31	ND.....	84
D4400NP-S.....	30	SALD-1.....	88
DCFS.....	51	SC.....	59
DCFSCR.....	51	SCFT-NU.....	56
DIS.....	83	SCI.....	57
EHEI.....	42	SCS.....	60
F5.....	45	SCSC-B.....	54
F15.....	46	SCSC-EF.....	54
F26/F27.....	39	SCTRI.....	60
F28/F29.....	39	SCTS.....	60
FLEXISHIELD® FOOD SHIELDS.....	49	SCU.....	58
GADT.....	12	SH.....	53
GAF.....	10	SHC.....	55
GAFF-D.....	14	SHCR-B.....	55
GAFPT.....	12	ST4048P.....	27
GAFRI.....	13	ST4400NP-M.....	31
GAH.....	11	ST4400NP-S.....	30
GAHPT.....	11	STD4400NP-M.....	31
GAHRI.....	13	STD4400NP-S.....	30
GAHRT.....	14	T.....	94
GAR.....	10	T2.....	94
GARPT.....	12	TT.....	95
GARRI.....	13	TT2.....	95
GARRT.....	14	UC4048P.....	25
GBFP.....	20	UTS.....	95
GBRP.....	19	UTSP.....	95
GUF.....	18		

