

# GUIDE FOR IMPORTING YOUR VEHICLE INTO SPAIN




# Bringing your car to Spain

If you want to bring your car to Spain with you, it is important to sort out the paperwork as soon as possible so you can circulate with it and can have it insured.


Note that Spanish insurance companies **can only offer policies that cover your car if it is registered in Spain**, and there is a basic compulsory insurance to circulate in the country.

This is a guide of how to bring your car to Spain, step by step.



# Step 1 - Bringing your car to Spain

Research the most suitable transportation for your car from your country of origin to Spain.



In the case of **EU citizens who are not residents yet, there is extra good news: you have 6 months to register your car in Spain.** Until then, you can circulate with a foreign license plate, as long as everything is in order regarding the car's documentation. Perhaps you can worry about settling in and sorting out other paperwork first, but don't postpone it too much!

**If you already are a resident,** you cannot drive with a foreign plate: you will have to register the vehicle within 30 days of its arrival.

If your car is imported from **outside the EU**, you will have to pay different taxes at the customs office.

# Step 2 - Technical Inspection

To assess whether the vehicle is safe to drive around Spanish roads, **you must pass the ITV**, which stands for Technical Vehicle Inspection in Spanish (the British equivalent, for example, would be the MOT).

You can find where you can bring your car to the ITV [here](#).

You will need to bring with you the following documents:

- ☐ Technical specifications documents that is provided by the vehicle manufacturer, but translated into Spanish.
- ☐ An existing ITV or MOT card (when applicable).
- ☐ Receipt of purchase (original & photocopy).
- ☐ Driving license.
- ☐ Receipt of payment of duty (original & photocopy).
- ☐ Insurance document of the vehicle.
- ☐ Identity document to validate foreign ownership paperwork.



**If your car is coming from outside the EU, you will need the Unic Certificate, which you can obtain in the Traffic Department.**

After your vehicle passes the ITV test, a TTCC (Technical Test Certificate Card) will be issued.


### **What if I don't pass the inspection?**

If your car fails the ITV, you will be given a list of the faults it has, and you will have a period of two months to fix them. If the faults are too severe, they might ask you to leave your car at the centre, as it will be considered unfit for circulating.



# Step 3 - Registration

Registering your car is now a matter of paperwork. Be ready to procure the following documents:



- ☐ Official application form. You can find it [here](#).
- ☐ Fee of €97.80, except mopeds, for which it is €27.30. (Payment in cash is not accepted). **Note that this amount can vary from one year to another.**
- ☐ Official document accrediting identity and address (ID card, Spanish [driving licence](#), [residence card](#), or passport; and your [NIE](#)).
- ☐ Electronic ITV card (NIVE) or ITV card in paper format.
- ☐ 'Diligencia de venta' (information about the final customer and the dealer selling the vehicle) or, failing this, the invoice or notice of award if the vehicle is from an auction.
- ☐ Proof of payment (or exemption) from the municipal Road Tax where the applicant resides (original or photocopy).
- ☐ Proof of payment /exemption /non-liability to the Special Tax on Certain Means of Transport ([model 576](#), [06](#) or [05](#) from the Agencia Estatal Tributaria -Agency of the Tax Authorities-, [www.aeat.es](http://www.aeat.es)), except in the case of trailers.

## If yours is a new vehicle acquired within the EU

you must also bring

### 01.

VAT payment (model 302 or 303 from the Agencia Estatal Tributaria–Agency of the Tax Authorities-) or a document declaring that you are included in the VAT.



## If yours is a used vehicle acquired within the EU

you must also bring

### 01.

Original documents of the vehicle.

### 02.

If the sale is between private persons, a purchase agreement together with its translation and Tax on capital transfers.

### 03.

If the vehicle is acquired in a car dealer other than Spain, the invoice detailing the VAT figure shall be presented.

You can double-check the documents concerning registration in the official informative document from the DGT (Dirección General de Tráfico) [here](#).

Once you have everything ready, you can request an appointment at the Provincial Headquarters of the Directorate General of Traffic. Once you have chosen the province, choose “Trámites de Oficina”, and then on the next page choose the second option, “Área: Vehículos”. Then you can fill in your data and get an appointment, to which you can bring your folder of documents (but not necessarily your car, it’s probably too big and heavy to fit in a folder).



## What is the cost of all this?

It will vary depending on the type of vehicle, but to give you a rough idea, the **general cost of the importation of foreign vehicles to Spain is around €1,500**, without taking into account transportation costs (the price lowers significantly if you have an electrical vehicle or one with lower CO2 emissions, since your registration tax will be much lower).

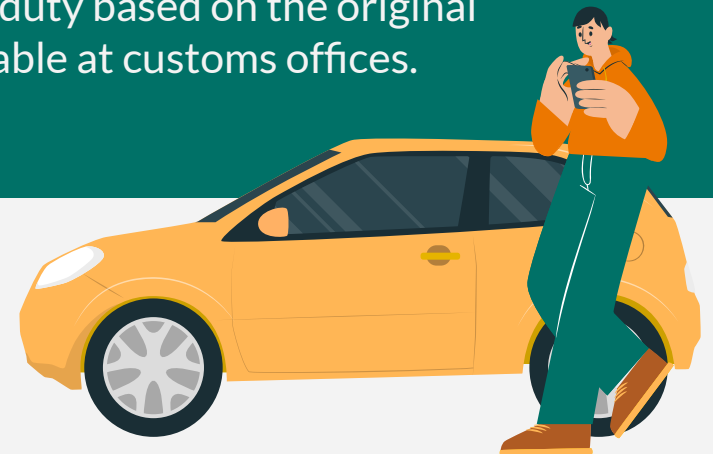


# The costs associated with registering a car in Spain

- ☐ Legal translation into Spanish of the contract of sale and other documents if they are in another language.
- ☐ Your transportation and that of the vehicle.
- ☐ Technical Vehicle Inspection (TVI), obligatory, even if the vehicle has recently undergone a technical inspection in its country of origin.
- ☐ Special Tax on Certain Means of Transport.
- ☐ VAT, model 300 to 309 (if the car is from the EU). Stamp Duty (if the car is from the EU).
  - New vehicles have a 21 percent VAT to be paid.
- ☐ Road Tax

# The costs associated with registering a car in Spain

- ☐ Registration Tax – higher or lower depending on your vehicle's emission levels.
  - 0 % tax for vehicles with CO2 emissions of less than 120 g/km.
  - 4,75 % tax for vehicles with CO2 emissions from 120 to 160 g/km.
  - 9,75 % tax for vehicles with CO2 emissions from 160 to 200 g/km.
  - 14,75 % tax for vehicles with CO2 emissions of more than 200 g/km.
  - 12 % tax for vehicles which are not rated for CO2 emissions.
- ☐ For vehicles from outside the EU, there is a 10 percent import duty based on the original market price, with reductions based on age of the vehicle, payable at customs offices.



All that's left to do now is find the best car insurance for your new vehicle in Spain. At Caser Expat Insurance, we can tailor policies to suit your personal needs and offer coverage at the most competitive prices, along with complementary 0 km breakdown motorway coverage assistance. Once you have completed all these steps, it's time to hit the road and enjoy your vehicle!





Insurance tailored to your needs

MORE INFO



[www.caserexpatinsurance.com](http://www.caserexpatinsurance.com)