



FDPS, FDMS and Intro. FDMCS (Cloud Server)

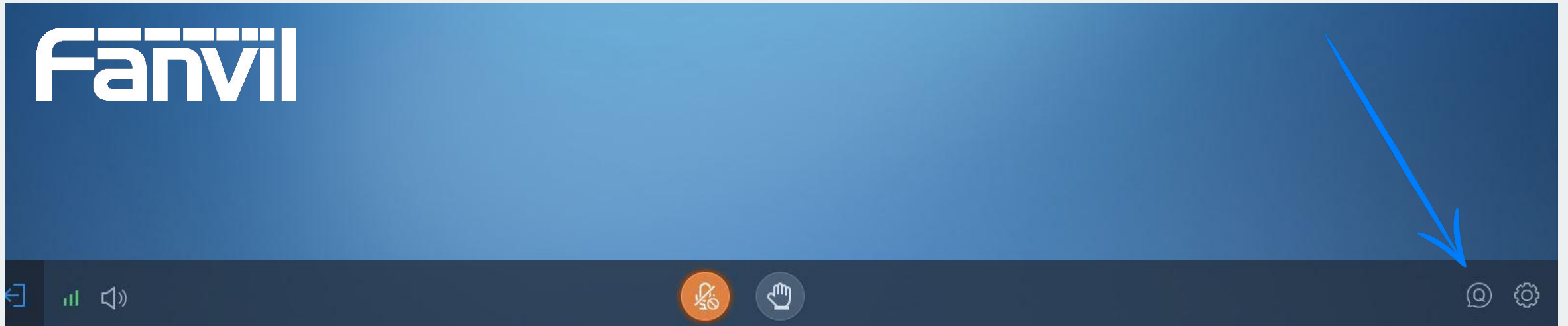
Redirection and Management

April 2021



During the webinar please use the Q&A feature
located in bottom right corner of your screen!

We will answer the questions at the end of the presentation
Thank you!



We Are VoIP Supply

Reseller Benefits



Since 2002 VoIP Supply has delivered unparalleled service and expertise to over 125,000 customers worldwide.

VoIP Rental Program

our Device as a Service (DaaS) rental program gives your customers the widest variety of VoIP Products for a low monthly payment!

Hardware & Provisioning

featuring over 60 manufacturers that offer over 16,000 products and the ability to provision for you!

CloudSpan Marketplace

a single place to shop various VoIP service providers - build up your MRR and receive discounts on hardware selling through VoIP Supply

Fulfillment

provisioning and professional services from multiple warehouse locations in North America; providing real-time access to manage your projects from order through delivery

Refresh & Reclaim

offering certified reconditioned devices at a fraction of the cost plus offering an outlet for selling off used and excess VoIP equipment

About Fanvil

1

VoIP Communication Expert

Founded in 2002, HQ in Shenzhen, China. Global presence since 2012, About 200 employees,

2

Core Competency

Hardware SIP End Points, Leading OEM phone manufacturer

- Many have seen or touched out products
- Desk Phones, Paging Adapters, Hospitality, Video door phone, Intercoms

3

Exceeding Customer & Partner Expectations

- Key Redirection and Provisioning services: CLOUD SOLUTIONS intro.
- Large screen, Function Keys, Android Video phones, Harmon speakers, Opus
- Two year warranty

4

Business and Technical Support

- Sample and production sales through distribution partners
- Local presence in Americas

Solution Spectrum: - IP End Point and Security

Fanvil

① X Series



Business Phones

② H Series



Hospitality (Bi-Color, & Wifi)

③ I Series



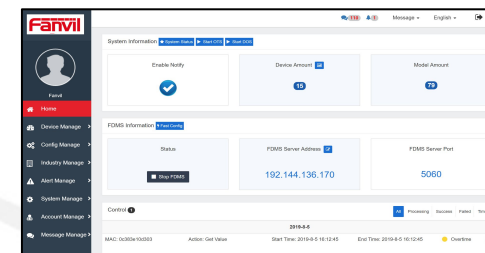
Intercoms

Door Security

Indoor Station
Wall & Desk mount
(touch screen)

Public
Broadcasting

④ Management



FDPS/FDMS ☐ FDMCS
+ Auto Provision & Redirection
+ Remote Management/Edit

SOLUTION REDIRECTION & MANAGEMENT



Device Redirection Service

- + Required for “Out of the Box” deployment
- + Direct flow to custom Configuration/Provisioning Server
 - ++ 3rd Party PBX template, or
 - ++ FDMS or FDMCS

FDPS

Cloud

Device Redirection/RPS Service

Manage Moves/Adds/Changes

- + Fanvil Phones and Intercoms
 - + Three Vehicles
 - ++ FDMS/CS (Fanvil)
 - ++ On Premise/Hosted PBX
 - ++ Third Party Provisioning
- Diagnostics, Firmware Updates, Button configurations

FDMS

Server

or

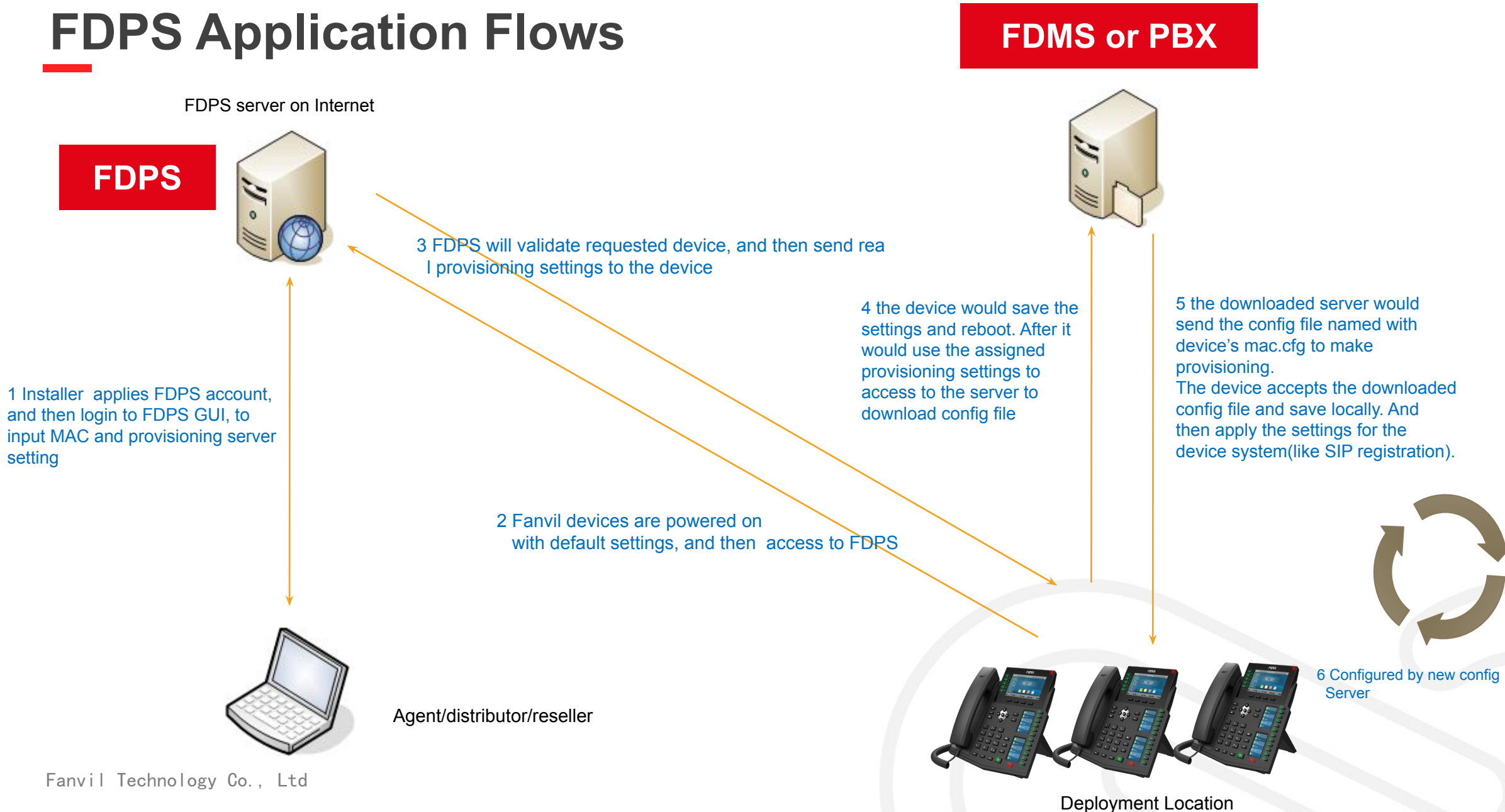
FDMCS

Cloud Server

Device Management Service



FDPS Application Flows



FDPS GUI(Graphical User Interface)

The screenshot shows the FDPS GUI (Fanvil) interface. The browser address bar indicates the URL is `fdps.fanvil.com/?c=info`. The top navigation bar features the Fanvil logo and a user profile for 'frank'. Below this, a horizontal menu contains five icons: INFO (selected), ACCOUNT, DEVICE, GROUP, and LOG.

The main content area is divided into two columns. The left column contains a 'Summary' table with the following data:


Summary	
Total User	0
Total Groups	1
Total Devices	0



The right column contains an 'Account Info' section with the following details:


Account Info	
Account	frank
Phone	
Mobile	
Address	
E-mail	
Create Time	2018-05-25 15:18:34


At the bottom, there are two sections: 'Information Settings' and 'Modify Password'. The 'Information Settings' section has a 'Phone' field. The 'Modify Password' section has a 'Current Password' field. Both sections have a blue checkmark icon in the top right corner.


FDPS Setting Up Groups/Departments/Companies





 welcome
TommyIfanvil 


 INFO


 ACCOUNT



 DEVICE

 GROUP

 LOG

 Add

 Delete

<input type="checkbox"/>	Index	GroupName	DHCP Option	Enable PnP	Enable TR069	Update Mode	Save Auto Provision	Create Time	Devices	Edit
<input type="checkbox"/>	1	Test	Option 66	YES	NO	Disabled	NO	2019-10-07 09:32:33		

First Previous Next Last

Device Redirection Service

- + Required for “Out of the Box” deployment
- + Direct flow to custom Configuration/Provisioning Server
 - ++ 3rd Party PBX template, or
 - ++ FDMS or FDMCS

FDPS

Cloud

Device Redirection Service

Manage Moves/Adds/Changes

- + Fanvil Phones and Intercoms
 - + Three Vehicles
 - ++ FDMS/FDMCS (Fanvil)
 - ++ On Prem/Hosted PBX
 - ++ Third Party Provisioning
- Diagnostics, Firmware Updates,
Button configurations

FDMS

Server

or

FDMCS

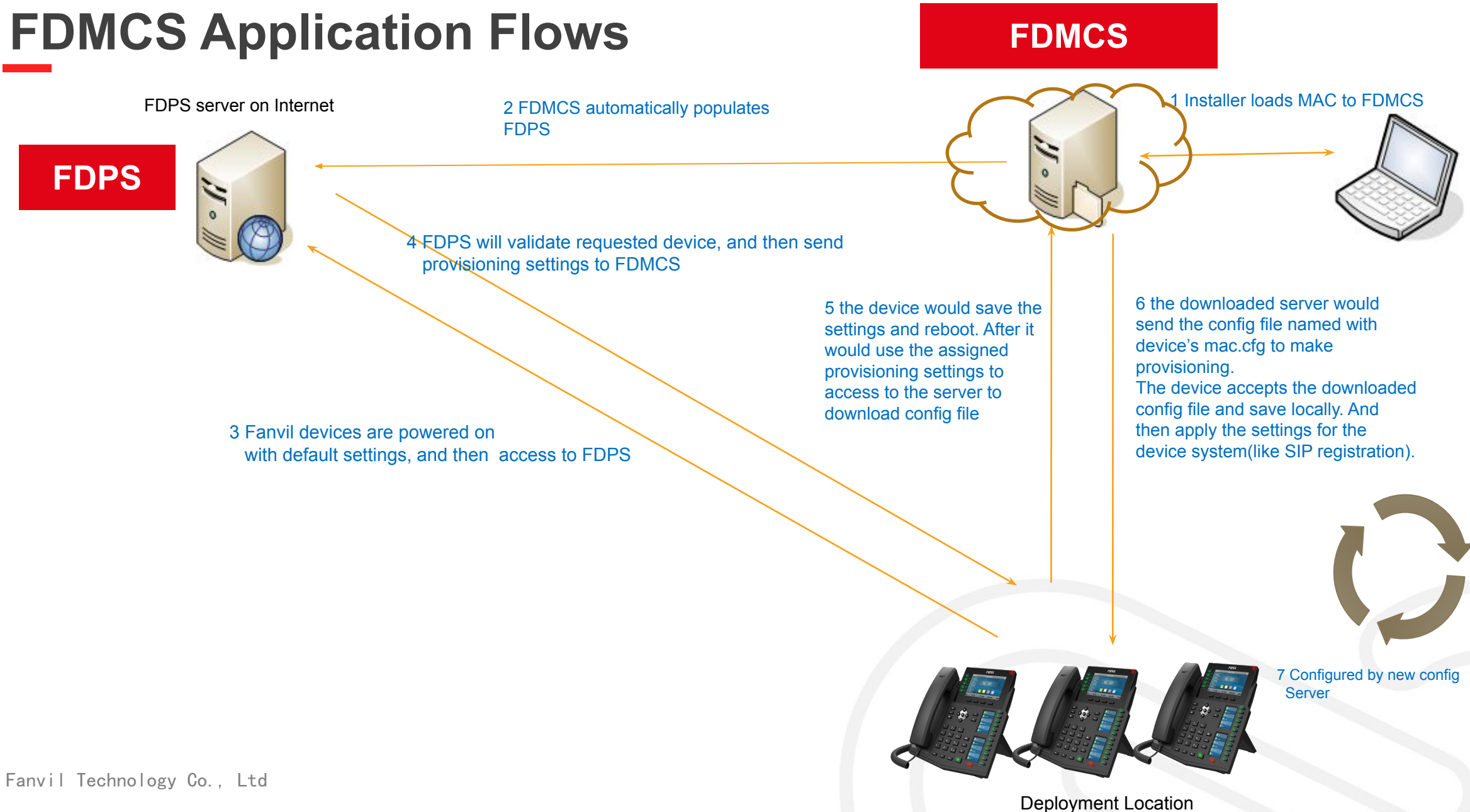
Cloud Server

Device Management Service



- FDMCS: Cloud Version – Introduce late May '21
+ New Addition to Download Version (Free)
- FDMS: Download Server Version
+ Production Version (Free)
+ <https://fanvil.com/Support/download.html>

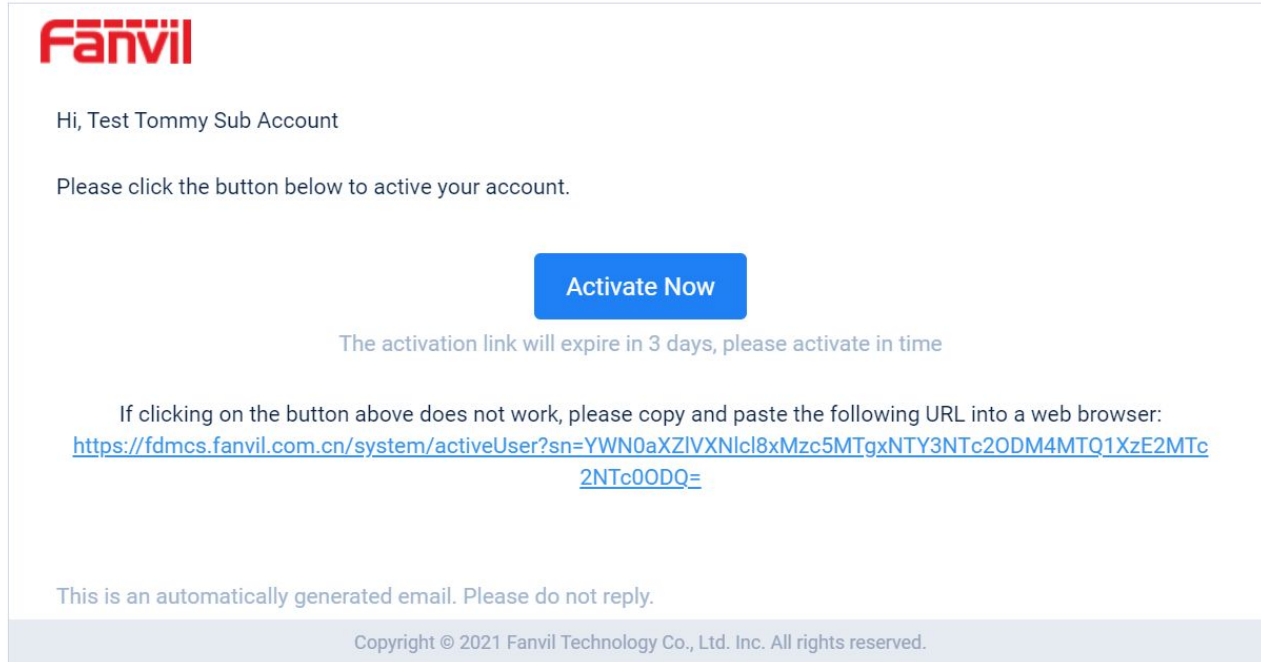
FDMCS Application Flows



- MAC based Upgrades
 - + Individual phones can be configured vs. by model number
- High Level Dashboard
 - + View Sub Accounts, Phones/Devices and Activities
 - + Sub Channel, reseller, Partner Groups,
- Customers can create separate organizations with independent devices and data
- Coming: Post initial release = OpenAPI

FDMCS – Cloud Management Activation

1. Email contact information to Fanvil sales: (Name, company, email, telephone webpage, region)
2. Introduce Activation Page(left) – 3 day validation
3. Define “User Name” and Password(right)
4. You will then be forwarded to the FDMCS login page



The screenshot shows a web form titled "Account Activation" in a dark header. The form has three input fields: "User Name" with a user icon, "Password" with a lock icon and a note "Limit 8-20 characters including numbers and letters", and "Confirm Password" with a lock icon and a note "Please enter your password again". A blue "Submit" button is at the bottom.

FDMS or FDMCS 3.0

FDMS(Fanvil Device Management Service), or FDMCS(Fanvil Device Management Cloud Service) provides remote devices management service via TR069.

Manage devices through LAN or WAN to access. FDMS/FDMCS can support configuration, deployment and firmware upgrade capabilities. Providing centralized platform to make real time monitoring, and management of devices.



Reboot
devices



Monitor



Debug



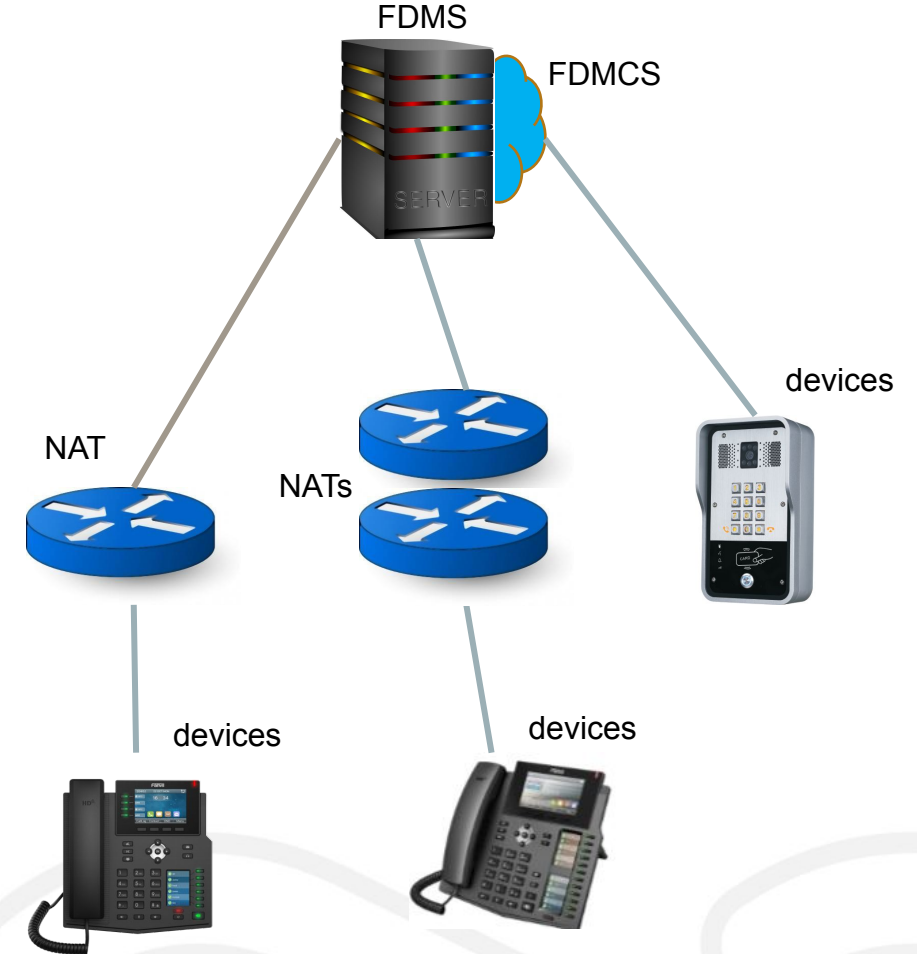
Upgrade
devices



Configure

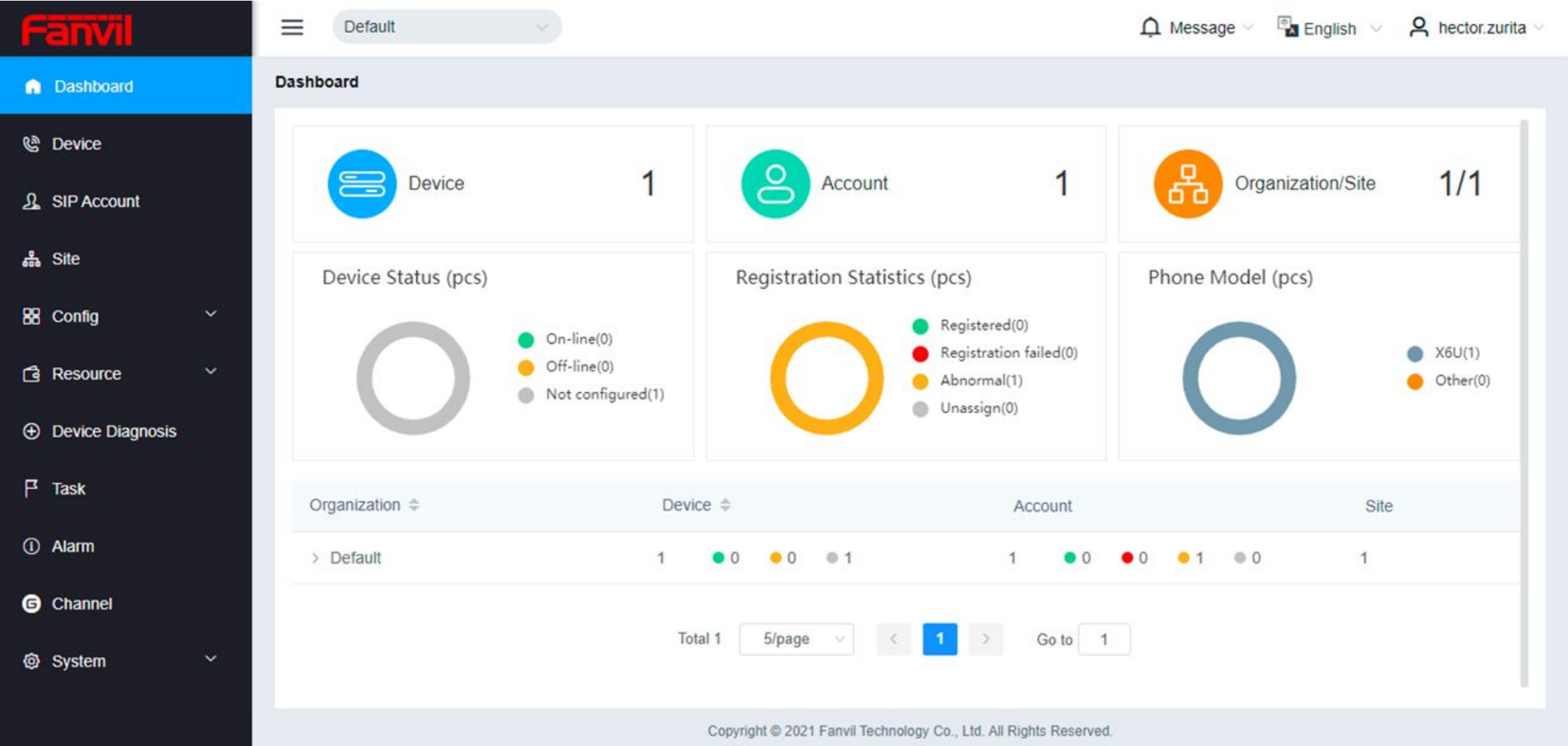


Deploy
devices

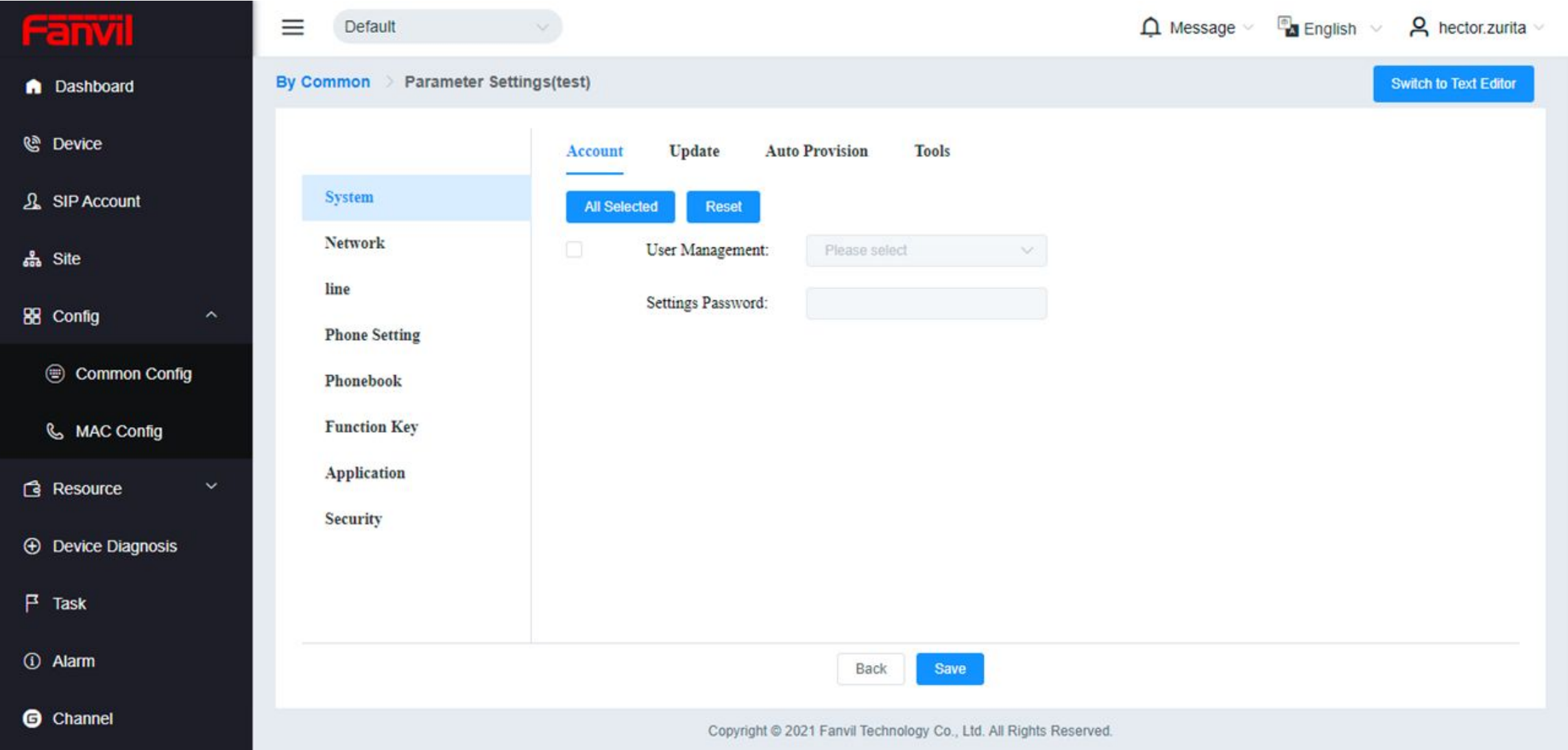


FDMCS GUI Walk-Through

Dashboard Page



Common Configuration Page: Based on MACs



Task Section Page : Immediate or Programmed

Fanvil

Dashboard

Device

SIP Account

Site

Config

Common Config

MAC Config

Resource

Device Diagnosis

Task

Alarm

Channel

Default

Message

English

hector.zurita

Task > Add

* Task Name

Enter the task name up to 64 characters

* Task Type

Immediately

Scheduled

Repeating

* Task Content

Reboot Device

Execution Device

Please Select

Enter the MAC/ Device Name

Reboot Device

Factory Reset

Update Firmware

Upgrade Config By Model

Upgrade Config By Site

Upgrade Resource File

Selected Devices: 0

MAC Address	Device Name	Model
<input type="checkbox"/>	0C:38:3E:3E:2C:E3	TESTX6U

Total 1 10/page 1 Go to 1

Copyright © 2021 Fanvil Technology Co., Ltd. All Rights Reserved.

Resource Page: Firmware

Fanvil

Dashboard

Device

SIP Account

Site

Config

Resource

Firmware

Resource File

Device Diagnosis

Task

Alarm

Channel

Default

Message

English

hector.zurita

Official Firmware

My Firmware

New Version Notification Settings

Selected : 0

Refresh

All Models

Enter Firmware Name/Firmware Version

	Firmware Name	Firmware Version	Support Model	Release Note	Description	Update Time	Operation
<input type="checkbox"/>	b	1.1.1	X7A	-		2021-04-01 05:25:24	↗ ↓
<input type="checkbox"/>	x4u-6902-P0.18.23.21-2.2.10-3421T20...	X4U_2....	X4U	-		2021-03-26 05:18:37	↗
<input type="checkbox"/>	X4u	2.2.11	X4U	View	上传路径	2021-03-24 05:37:22	↗
<input type="checkbox"/>	x4u-6902-P0.18.23.25-2.2.11-3432T20...	2.2.11	X4U	-		2021-03-24 05:33:47	↗ ↓
<input type="checkbox"/>	x6u-6915-P0.18.23.41-2.4.2-3550T202...	2.4.2	X6U	-		2021-03-23 05:20:57	↗ ↓
<input type="checkbox"/>	x6u-6915-P0.18.23.4-2.2.1-3384T2020-...	2.2.1	X6U	-		2021-03-23 05:19:32	↗ ↓
<input type="checkbox"/>	x4u-6902-P0.18.23.41-2.4.2-3550T202...	2.4.2	X4U	-		2021-03-23 05:00:37	↗ ↓

Total 7

10/page

< 1 >

Go to 1

Copyright © 2021 Fanvil Technology Co., Ltd. All Rights Reserved.

Channel Page: Define Companies and Groups

Fanvil

Device

SIP Account

Site

Config

Resource

Device Diagnosis

Task

Alarm

Channel

System

User

System Log

Default

Message

English

hector.zurita

Track Device

Sub Company

Add Sub Company

Import Order

Assign to sub channels

Import Device

Refresh

All Models

Please Enter MAC

Filter Q

MAC Address	Model	Storage Time	State	Assign Time	Channel Name
No Data					

Copyright © 2021 Fanvil Technology Co., Ltd. All Rights Reserved.

System Log Page: Track FDMCS Activities

Fanvil

Device

SIP Account

Site

Config

Resource

Device Diagnosis

Task

Alarm

Channel

System

User

System Log

Default

Message

English

hector.zurita

System Log

Export

All Logs

All Organizations

Start Time

To

End Time

Enter the User Name

User Name	Operation Type	Operation Detail	Organization Name	Update Time	IP Address
support_hector	Edit Account	Update[6610]	Default	2021-04-12 12:13:24	190.206.74.51
support_hector	Edit the Device	Add[0C:38:3E:3E:2C:E3]	Default	2021-04-12 11:35:03	190.120.254.170
support_hector	Edit Account	Delete[6610]	Default	2021-04-12 11:31:10	190.120.254.170
support_hector	Edit the Device	Delete[0C:38:3E:3E:2...	Default	2021-04-12 11:26:47	190.120.254.170
support_hector	Edit the Task	Add[按型号升级配置]	Default	2021-04-12 11:02:54	190.120.254.170
support_hector	Login	[support_hector]	Default	2021-04-12 10:58:19	190.120.254.170
support_hector	Edit the Task	Add[重启设备]	Default	2021-04-11 18:58:35	190.120.254.170
support_hector	Edit the Task	Add[重启设备]	Default	2021-04-11 18:56:57	190.120.254.170
support_hector	Edit the Device	Add[0C:38:3E:3E:2C:E3]	Default	2021-04-11 18:54:01	190.120.254.170
support_hector	Edit the Device	Delete[0C:38:3E:3E:2...	Default	2021-04-11 18:52:29	190.120.254.170

Copyright © 2021 Fanvil Technology Co., Ltd. All Rights Reserved.

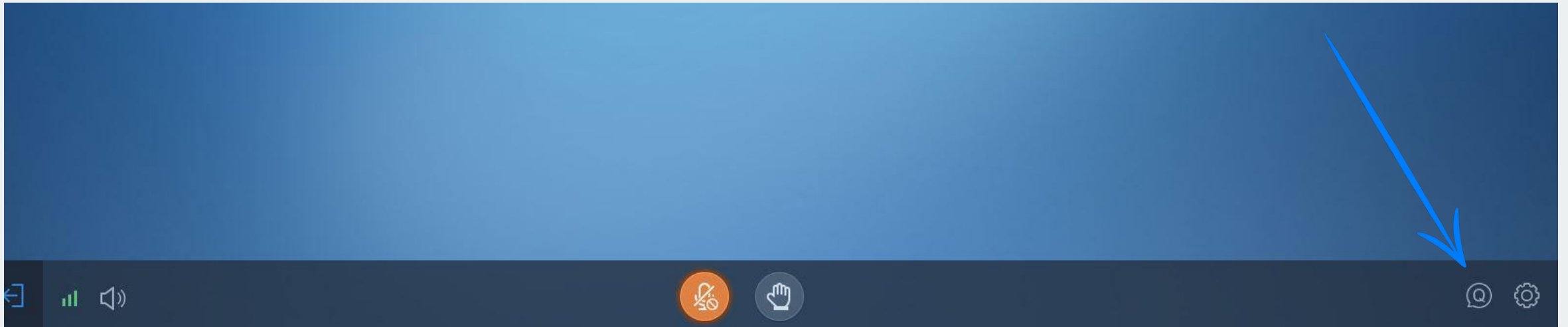


Higher Security

FānVil

- Enterprise level security encryption, including TLS certificate verification, two-way certificate verification

Q&A



We Are VoIP Supply

CONTACT INFORMATION



Hector Zurita

SE Americas

p: (925) 315- 8950

hector.zurita@Fanvil.com

Tommy Lee

VP Sales

p: (925) 315- 8950

tommy.lee@Fanvil.com

Tom Uhteg

Solutions Consultant

p: 716.531.4265

tuhteg@VoIPSupply.com

THANKS



Fanvil Technology Co., Ltd

Add: 4F, Block A, Building 1#, GaoXinQi Hi-Tech Park
(Phase-II), 67th District, Bao'An, Shenzhen, China
Tel: +86-755-2640-2199 Fax: +86-755-2640-2618
Email: sales@fanvil.com www.fanvil.com