


The difference between PDM and PLM (and why you need both)

Improve quality, reduce costs, and get your products out to market faster. Realize the benefits of using product lifecycle management with data management.



Manage the complete product lifecycle

Within a product lifecycle there are so many moving parts that it's a miracle if a product gets to market without running into a few problems first. Time, quality, and cost are all recurring challenges we face. Product Lifecycle Management (PLM) covers the entire product lifecycle, and exists to make each phase more efficient. From ideation and project planning, all the way through to service and retirement, it tackles common inefficiencies such as process bottlenecks, working in silos, and inadequate data sharing.





Power up your processes with PLM and PDM

By using PLM with Product Data Management (PDM) during development, the data, the process, and the people involved are all better connected, enabling collaboration and giving you greater control.

PDM captures and organizes all of your design and product data at lower cost. It improves your engineering process, so you can deliver products quicker. PDM ensures you have a single source of truth—it looks after all your designs and engineering bills of materials (BOMs), in one system.

“PLM changed the way we run our business. It provided us with a platform where we could model our business processes, so we can be more efficient and deliver our products faster.”

Mark Keilholz

Vice President of Information Technologies
Greenpoint Technologies

Introducing your CAD-integrated PDM, Vault

Autodesk® Vault is our PDM system and it works with just about everything. It integrates with over 30 different Autodesk design tools. Vault can understand, compile, and collect everything you make, spanning engineering and design data and other documentation. Designers can check in, check out, and change the state of their work easily with Vault. It runs in canvas in the design tool they're using, so it doesn't matter whether they're working in Inventor, AutoCAD, or Revit, Vault is always there managing the data.

“Vault gives us faster and more accurate data analysis.”

Doug Frey

Quality Assurance Manager
Aclara Technologies

I INVENTOR®

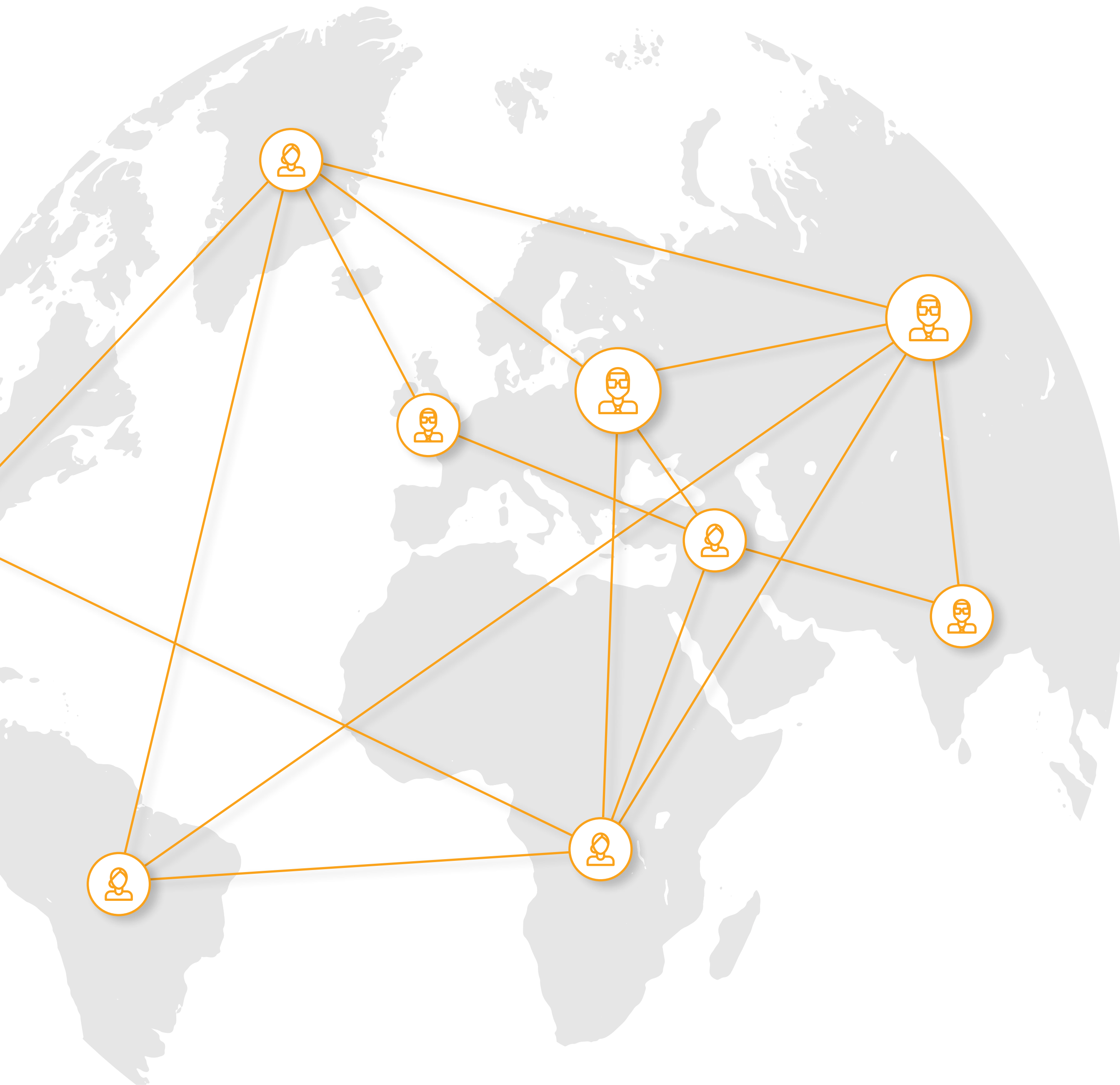
R REVIT®

Office

C CIVIL 3D®

A AUTOCAD®

3 3DS MAX®



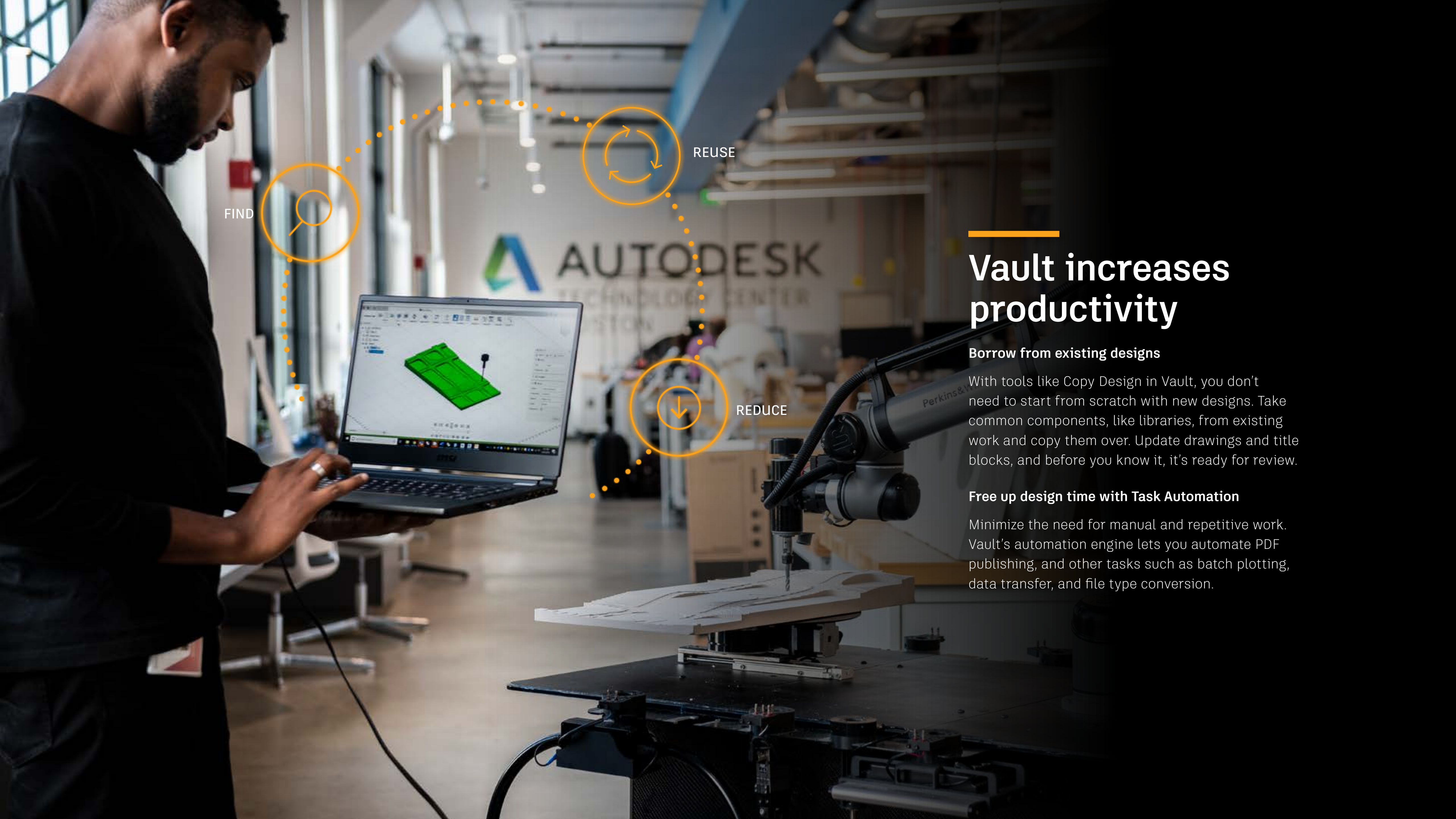
Vault enables collaboration

Boost productivity with multi-site collaboration

PDM with Vault, can scale to meet the demands of small and big teams alike. Accessible from anywhere in the world, engineering and design work can happen 24/7. Work from the same files without overwriting and easily collaborate with your team across multiple sites, globally.

Work closely with external stakeholders

Firewalls are no longer a barrier with Vault—collaborate effectively and securely with your customers, suppliers, and sub-contractors. Permission settings control what data people can access and edit based on their roles and projects they belong to. Gain version control and traceability while sharing data and collaborating on designs.



FIND



REUSE



REDUCE



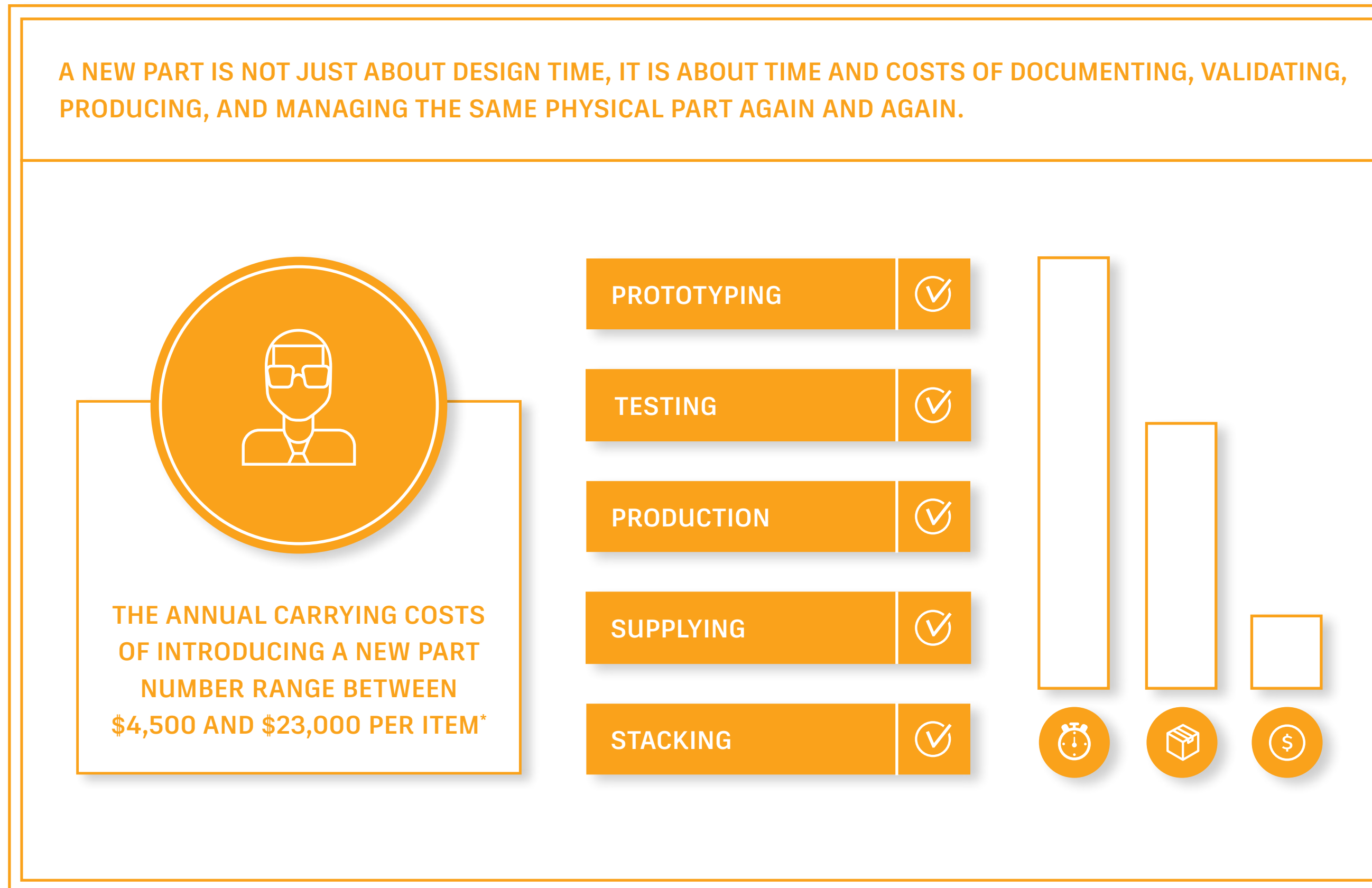
Vault increases productivity

Borrow from existing designs

With tools like Copy Design in Vault, you don't need to start from scratch with new designs. Take common components, like libraries, from existing work and copy them over. Update drawings and title blocks, and before you know it, it's ready for review.

Free up design time with Task Automation

Minimize the need for manual and repetitive work. Vault's automation engine lets you automate PDF publishing, and other tasks such as batch plotting, data transfer, and file type conversion.



Vault saves you time and money

The annual carrying costs of introducing a new part number range between \$4,500 and \$23,000 per item.* So naturally, before you start a design, you want to be 100% sure that you don't have a similar one already made, and already approved.

With Vault you get a Duplicate Search tool that will find identical parts for you. Not by searching file names or descriptions, but by analyzing their geometry. The 3D geometric search will then show you all the duplicate parts in your Vault. Reuse the right parts, delete the duplicates you don't need, and stop wasting time doing the same job more than once.

What's more, the Duplicates Dashboard shows you a ratio of duplicate parts in your Vault, so you can proactively identify and reduce duplicates with ease.

*According to The Aberdeen Group, a leading information technology and business intelligence research analyst.

Connecting PDM with PLM

With your data now under control, you'll likely realize your business processes could be streamlined too. Autodesk PLM combines data management with process management, so your organization can develop quality products quicker and more cost effectively.

1. Bill of Materials Management - Centrally manage and share structured product BOMs throughout the enterprise.
2. Change Management - Gain a clear view of the details you need to submit, track, and approve change requests and change orders.
3. Supplier Collaboration - Stay connected 24/7 to your global supply chain with anytime, anywhere access to the information your extended organization needs.

4. New Product Introduction - Configure project templates and standardize phase-gate milestones, deliverables, and tasks by product line, business unit, product team, or other designation.
5. Quality Management - Automate quality workflows, track and record changes, and analyze quality metrics to prevent issues.
6. Data Management - Improve collaboration and design reuse, track revisions, reduce errors, and increase productivity with centralized data management of all product-related information.

“Autodesk offers the best of both worlds, which really helps us optimize our global product introduction processes.”

Doug Frey
Quality Assurance Manager
Aclara Technologies



MANAGE PRODUCT DATA IN ONE CENTRAL LOCATION



SPEED UP PRODUCT DEVELOPMENT AND BUSINESS PROCESSES

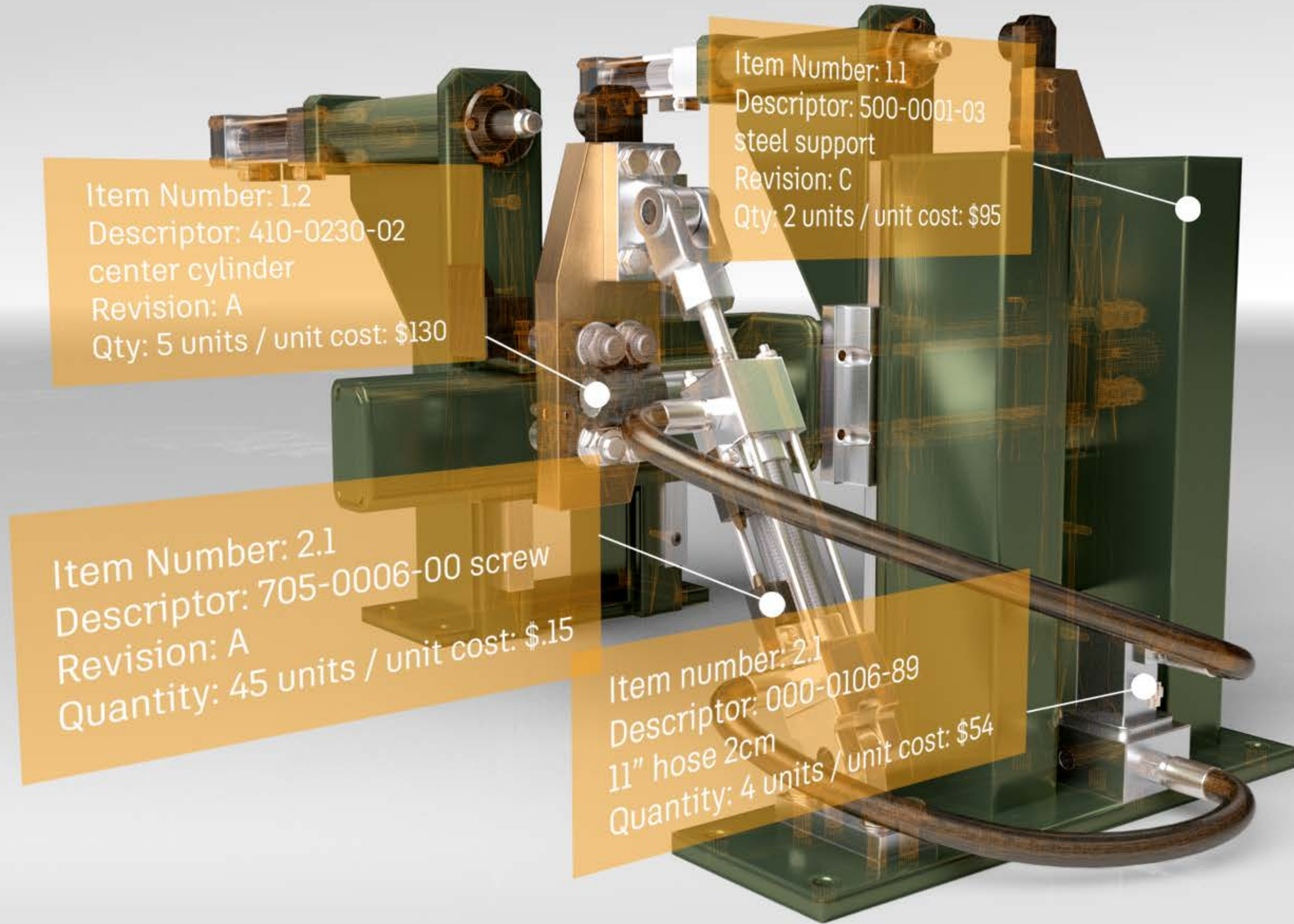


EXTEND THE VALUE OF PRODUCT DATA



Control the whole product development process

Ensure everyone is aligned and bring new products to market on time and on budget. Manage the progress of your New Product Introductions (NPIs) by keeping everything in one place with Autodesk PLM. By using our configurable project templates, you can standardize milestones, deliverables, and tasks. Work with real-time data and maintain a clear overview, so you always know what needs to happen next.



Extend the value of product data

Bill of Materials (BOM) management spans the lifetime of a product. Extend the value of your product data from engineering through procurement and manufacturing. Easily analyze the product history and track the manufacturing and delivery schedules from CAD into other enterprise systems.



The screenshot displays a software interface for supplier management. On the left, there is a table listing various suppliers with columns for 'Item Descriptor', 'Type', and 'Status'. The 'Diodes Inc.' entry is highlighted. On the right, a detailed view for 'Diodes Inc.' is shown, including a 'Summary' section with fields for Name and Type, a 'Details' section with Multi Phone and URL, an 'Evaluation Details' section with Cycle (Months), Last, Next, and Countdown (Months), a 'Team' section with Review Team and Review Team Has Approved, an 'Address' section, a 'References' section with a single entry, and a 'Contacts' section.

Item Descriptor	Type	Status
Abraxon	Electronic Components	A...
Amey	Electronic Components	Cr...
Asia Vital Components (AVC)	Thermal Cooling	A...
Pureit	Distributor	Cr...
AVX	Electronic Components	A...
AVX / Kyocera	Electronic Components	Cr...
W&W Fastener Supply	Mechanical Hardware	A...
Atomis	Electronic Components	A...
CoolerMaster	Thermal Cooling	A...
Cole	Electronic Components	Cr...
Corotron	Cr...	Cr...
Exp-Key	Distributor	Cr...
Diodes Inc.	Electronic Components	U... B...
ELCC	Electronic Components	A...
Fairchild Semiconductor	Electronic Components	A...
Intemas	Mechanical Hardware	Cr...
MicroS Electronics	Contract Manufacturer	A...
Future Electronics	Distributor	Cr...
Hytre	Electronic Components	Cr...
Innovel	Electronic Components	Cr...

Simplify supplier management

Take a look at different distribution networks within the enterprise and bring preferred suppliers into your PLM environment. With our supplier collaboration modules, you can review primary, back-up and do-not-use suppliers for every line item of your BOMs, all in one place. While our apps and workspaces allow you to manage your suppliers in a secure and timely manner, and ensure they go through regular audits to stay industry compliant.


With a granular level of security, you can control what your suppliers have access to. So, whether they're bidding or supplying costs and availability, Autodesk PLM lets you manage everything.

Track enterprise-wide changes

Retain the history and insights of your parts with a comprehensive audit trail. Every product change is documented in a single system, so it's easy to trace owners and suppliers, and understand the impact of changes. Plus, the collaborative environment enables everyone to easily monitor real-time change requests, so bottlenecks can be avoided.

See your processes evolve with quality management

Automate workflows to control your quality chain from non-conformance identification and analysis to RMA, CAPA and engineering change. With a 360-degree view of your quality data and critical processes, you can prevent (and rapidly respond) to any quality issues. What's more, it's fully traceable as all information is retained within your audit trails.



C0000046
Revision B
Effective Date: 2/17/2015
Extended cylinder by 33mm

C0000046
Revision B
Effective Date: 2/17/2015
Extended cylinder by 33mm

C0000052
Revision B
Effective Date: 3/9/2019
Changed screw length



Get started

You can start experiencing the benefits of using product lifecycle management with data management right away.

[Learn more](#)



TECHNOLOGIES





Autodesk and the Autodesk logo are registered trademarks or trademarks of Autodesk, Inc., and/or its subsidiaries and/or affiliates in the USA and/or other countries. All other brand names, product names, or trademarks belong to their respective holders. Autodesk reserves the right to alter product and services offerings, and specifications and pricing at any time without notice, and it not responsible for typographical or graphical errors that may appear in this document.

